

Mid-Market Grid[®] Report for Payroll

Spring 2023



Payroll Software

Contenders							Leaders			Market Presence
Niche									High Performers	
G2 Grid [®] Scoring					Satisfaction					

(Payroll Software continues on next page)

Payroll Software (continued)

Payroll Software Definition

Payroll software allows companies to manage and streamline payroll processes and ensure employees are paid timely and accurately. These systems help HR departments automate payroll processes, and accounting teams support accurate bookkeeping. This software also calculates wages, taxes, and pre- and post-tax deductions, along with helping organizations comply with various state and federal taxes and Social Security requirements. Customers who use payroll software often leverage [multi-country payroll software](#) as well.

Payroll tools also integrate with a variety of other tools such as [core HR software](#), [accounting software](#), [benefits administration software](#), and [time and attendance software](#).

To qualify for inclusion in the Payroll category, a product must:

- ▶ Calculate and pay employee salaries
- ▶ Follow Employee Pay Rules, such as minimum wage and overtime pay
- ▶ Calculate and deduct withholdings, such as payroll taxes, insurance, retirement contributions, etc.
- ▶ Print or deposit paychecks directly and manage employee payment data, such as bank accounts
- ▶ Generate payroll reports like salary statements, benefits reports, or leave summaries
- ▶ Comply with local and national workplace laws and privacy regulations

Mid-Market Payroll Grid® Scoring Description

Products shown on the Mid-Market Grid® for Payroll have received a minimum of 10 reviews/ratings in data gathered by March 07, 2023. Products are ranked by customer satisfaction (based on user reviews) and market presence (based on market share, seller size, and social impact) and placed into four categories on the Grid®:

- ▶ Products in the Leader quadrant are rated highly by G2 users and have substantial Market Presence scores. Leaders include: [Paylocity](#), [Rippling](#), [ADP Workforce Now](#), [Paycom](#), [Remote](#), [UKG Pro](#), [greytHR](#), [Deel](#), [Keka HR](#), [isolved](#), [APS](#), [Ceridian Dayforce](#), [UKG Ready](#), [QuickBooks Desktop Pro](#), [BambooHR](#), [Inova Payroll](#), [Paycor](#), [Paychex Flex](#), [Justworks](#), [RUN Powered by ADP](#), and [Namely](#)
- ▶ High Performing products have high customer Satisfaction scores and low Market Presence compared to the rest of the category. High Performers include: [Pilot](#), [Fingercheck Payroll](#), [Akrivia HCM](#), [Darwinbox](#), [247HRM](#), [Oyster](#), [Netchex](#), [EPAY HCM](#), [HROne](#), [Checkwriters](#), [Paypro Workforce Management](#), [Greenshades](#), [Employment Hero](#), [Multiplier](#), [ZenHR](#), [Paybooks](#), [Fuse Workforce Management](#), [PDS Vista](#), [OnePoint HCM](#), and [UZIO Payroll & HR](#)
- ▶ Contender products have relatively low customer Satisfaction scores and high Market Presence compared to the rest of the category. While they may have positive reviews, they do not have enough reviews to validate those ratings. Contenders include: [ADP Vantage HCM](#), [Workday HCM](#), [Oracle PeopleSoft](#), [TriNet](#), [QuickBooks Desktop Enterprise](#), [Zenefits](#), [Sage HR](#), [Gusto](#), [Sage HRMS](#), [SAP SuccessFactors Core HR and Payroll](#), [toasttab.com](#), [UKG Dimensions](#), and [Heartland Payroll](#)
- ▶ Niche products have relatively low Satisfaction scores and low Market Presence compared to the rest of the category. While they may have positive reviews, they do not have enough reviews to validate those ratings. Niche products include: [DATIS](#), [Part of ContinuumCloud](#), [Rise](#), [Zimyo](#), [Asure](#), [SentricHR](#), [WebHR](#), [Viventium Software](#), [SurePayroll](#), and [CAVU HCM](#)



Grid® Scores for Mid-Market Payroll Software

The table below shows the Satisfaction and Market Presence scores that determine product placement on the Mid-Market Grid®. To learn more about each of the products, please see the profile section.

Leaders

	# of Reviews	Satisfaction	Market Presence	G2 Score
Paylocity	1507	93	97	95
Rippling	772	98	89	93
Workforce Now	1812	86	99	93
Paycom	742	90	95	92
Remote	164	91	79	85
UKG Pro	637	75	90	83
greytHR	295	91	72	82
Deel	148	90	69	79
Keka HR	297	92	64	78
isolvd	321	78	72	75
APS	307	89	60	74
Ceridian Dayforce	236	67	78	73
UKG Ready	278	63	80	71
Desktop Pro	110	75	66	71
BambooHR	92	75	65	70
Inova Payroll	224	82	58	70
Paycor	271	57	82	70
Paychex Flex	285	64	74	69
Justworks	49	74	53	63
RUN Powered by ADP	52	57	65	61
Namely	163	56	59	58

(Grid® Scores for Mid-Market Payroll Software continues on next page)

* Products are ordered by G2 Score. Satisfaction score is used as a tiebreaker if two products have the same G2 Score.



Grid® Scores for Mid-Market Payroll Software (continued)

The table below shows the Satisfaction and Market Presence scores that determine product placement on the Mid-Market Grid®. To learn more about each of the products, please see the profile section.

High Performers

	# of Reviews	Satisfaction	Market Presence	G2 Score
Pilot	81	83	49	66
Fingercheck Payroll	55	80	40	60
Akrivia HCM	36	82	37	59
Darwinbox	15	65	47	56
247HRM	88	73	37	55
Oyster	22	63	44	54
Netchex	42	66	38	52
EPAY HCM	36	70	35	52
HROne	24	70	34	52
Checkwriters	24	68	36	52
Paypro Workforce Management	26	66	36	51
Greenshades	22	62	39	50
Employment Hero	29	54	44	49
Multiplier	16	68	30	49
ZenHR	12	69	26	48
Paybooks	14	70	22	46
Fuse	28	67	24	46
Vista	12	55	26	41
OnePoint HCM	50	52	29	41
UZIO Payroll & HR	10	52	16	34

(Grid® Scores for Mid-Market Payroll Software continues on next page)

* Products are ordered by G2 Score. Satisfaction score is used as a tiebreaker if two products have the same G2 Score.



Grid® Scores for Mid-Market Payroll Software (continued)

The table below shows the Satisfaction and Market Presence scores that determine product placement on the Mid-Market Grid®. To learn more about each of the products, please see the profile section.

Contenders

	# of Reviews	Satisfaction	Market Presence	G2 Score
Vantage HCM	51	39	61	50
Workday HCM	106	29	71	50
Oracle PeopleSoft	63	42	57	50
TriNet	175	38	60	49
QB Enterprise	44	35	60	48
Zenefits	97	36	56	46
Sage HR	19	37	55	46
Gusto	70	21	70	45
Sage HRMS	13	25	61	43
SAP SuccessFactors Employee Central Payroll	11	30	52	41
toasttab.com	20	27	53	40
UKG Dimensions	36	16	62	39
Heartland Payroll	15	3	52	27

(Grid® Scores for Mid-Market Payroll Software continues on next page)

* Products are ordered by G2 Score. Satisfaction score is used as a tiebreaker if two products have the same G2 Score.



Grid® Scores for Mid-Market Payroll Software (continued)

The table below shows the Satisfaction and Market Presence scores that determine product placement on the Mid-Market Grid®. To learn more about each of the products, please see the profile section.

Niche

	# of Reviews	Satisfaction	Market Presence	G2 Score
DATIS, Part of ContinuumCloud	40	29	36	33
Rise	24	31	25	28
Zimyo	12	31	23	27
Asure	22	12	40	26
SentricHR	30	20	31	26
WebHR	28	25	26	26
Viventium Software	13	5	43	24
SurePayroll	21	5	39	22
CAVU HCM	14	8	4	6

* Products are ordered by G2 Score. Satisfaction score is used as a tiebreaker if two products have the same G2 Score.

Grid® Methodology

Grid® Rating Methodology

The Grid® represents the democratic voice of real software users, rather than the subjective opinion of one analyst. G2 rates products from the Payroll category algorithmically based on data sourced from product reviews shared by G2 users and data aggregated from online sources and social networks.

Technology buyers can use the Grid® to help them quickly select the best products for their businesses and to find peers with similar experiences. For sellers, media, investors, and analysts, the Grid® provides benchmarks for product comparison and market trend analysis.

Segmented Grid® Scoring Methodology

When viewing a Grid® by segment size, the same Grid® scoring methodology applies. However, the review data used is only from reviewers who are employed by a company within a particular company segment.

G2 uses the following definitions for company segments:

- ▶ Small-Business Review: A review from someone who works at a company with 50 or fewer employees
- ▶ Mid-Market Review: A review from someone who works at a company with 51-1,000 employees
- ▶ Enterprise Review: A review from someone who works at a company with 1,001+ employees

Grid® Scoring Methodology

G2 rates products and sellers based on reviews gathered from our user community, as well as data aggregated from online sources and social networks. We apply a unique algorithm (v3.0) to this data to calculate the Satisfaction and Market Presence scores in real time. The Mid-Market Grid® Report for Payroll | Spring 2023 is based on scores calculated using the G2 algorithm v3.0 from reviews collected through March 07, 2023. To view the Payroll Grid® with the most recent data, please visit the [Payroll](#) page.

Satisfaction

The Satisfaction rating is affected by the following (in order of importance):

- ▶ Customer satisfaction with end user-focused product attributes based on user reviews
- ▶ Popularity and statistical significance based on the number of reviews received by G2
- ▶ Quality of reviews received (reviews that are more thoroughly completed will be weighted more heavily)
- ▶ Age of reviews (more-recent reviews provide relevant and up-to-date information that is reflective of the current state of a product)
- ▶ Customers' satisfaction with administration-specific product attributes based on user reviews
- ▶ Overall customer satisfaction and Net Promoter Score® (NPS) based on ratings by G2 users

Note: The customer satisfaction score is normalized for each Grid®, meaning the scores are relative.

(Grid® Methodology continues on next page)

** Net Promoter, Net Promoter System, Net Promoter Score, NPS and the NPS-related emoticons are registered trademarks of Bain & Company, Inc., Fred Reichheld and Satmetrix Systems, Inc.



Grid® Methodology (continued)

Market Presence

The Market Presence score is affected by the following (in order of importance):

- ▶ Market presence is a combination of 15 metrics from G2’s reviews, publicly available information, and third-party sources
- ▶ Both the software sellers and the individual products are measured on various criteria. The criteria are listed in order of importance. Products metric receive greater weight than seller metrics

Criteria	Measured For		Metrics
	Product	Seller	
Number of Employees	✓	✓	Employee Count (based on social networks and public sources)
Reviews	✓		Review Count (weighted by recency)
Web Presence	✓	✓	
Social Presence	✓	✓	
Growth	✓	✓	Employee Growth, Web Presence Growth
Seller Age		✓	
Employee Satisfaction and Engagement		✓	

- ▶ Each input is normalized by category and segment. This means that scores are relative to other products in the category/segment and may change from segment to segment
- ▶ The scores are then scaled from 0-100

Grid® Categorization Methodology

Making G2 research relevant and easy for people to use as they evaluate and select business software products is one of our most important goals. In support of that goal, organizing products and software companies in a well-defined structure that makes capturing, evaluating, and displaying reviews and other research in an orderly manner is a critical part of the research process.

To manage the process of categorizing the software products and the related reviews in the G2 community, G2 follows a publicly available [categorization methodology](#). All products appearing on the Grid® have passed through G2’s categorization methodology and meet G2’s category standards.

Many terms that appear regularly across G2 and are used to aid in product categorization warrant a definition to facilitate buyer understanding. These terms may be included within reviews from the G2 community or in executive summaries for products included on the Grid®. A [list of standard definitions](#) is available to G2 users to eliminate confusion and ease the buying process.

(Grid® Methodology continues on next page)



Grid® Methodology (continued)

Rating Changes and Dynamics

The ratings in this report are based on a snapshot of the user reviews and social data collected by G2 up through March 07, 2023. The ratings may change as the products are further developed, the sellers grow, and as additional opinions are shared by users. G2 updates the ratings on its website in real time as additional data is received, and this report will be updated as significant data is received. By improving their products and support and/or by having more satisfied customer voices heard, Contenders may become Leaders and Niche sellers may become High Performers.

Trust

Keeping our ratings unbiased is our top priority. We require the use of a LinkedIn account or verified business email address to validate a G2 user's identity and employer. We also validate users by partnering with sellers and organizations to securely authenticate users through select platforms. We do not allow users to review their current or former employers' products, or those of their employers' competitors. Additionally, all reviews are manually checked by our team after our algorithm filters out reviews that don't meet our submission requirements. All reviews must pass our moderation process before they are published.

Our G2 staff does not add any subjective input to the ratings, which are determined algorithmically based on data aggregated from publicly available online sources and social networks. Sellers cannot influence their ratings by spending time or money with us. Only the opinion of real users and data from public sources factor into the ratings.

G2 may occasionally offer incentives for honest reviews to help us gather a full and accurate data set. These incentives are offered as thank-yous for approved reviews. Incentives are never conditioned upon the substance of the review, positive or negative. Each such incentivized review is disclosed with an "Incentivized Review" banner.

Grid® Inclusion Criteria

All products in a G2 category that have at least 10 reviews from real users of the product are included on the Grid®. Inviting other users, such as colleagues and peers, to join G2 and share authentic product reviews will accelerate this process.

If a product is not yet listed on G2 and it fits the market definition above, then users are encouraged to [suggest its addition](#) to our [Payroll category](#).

Product Profiles

Product profiles and detailed charts are included for products with 10 or more reviews.



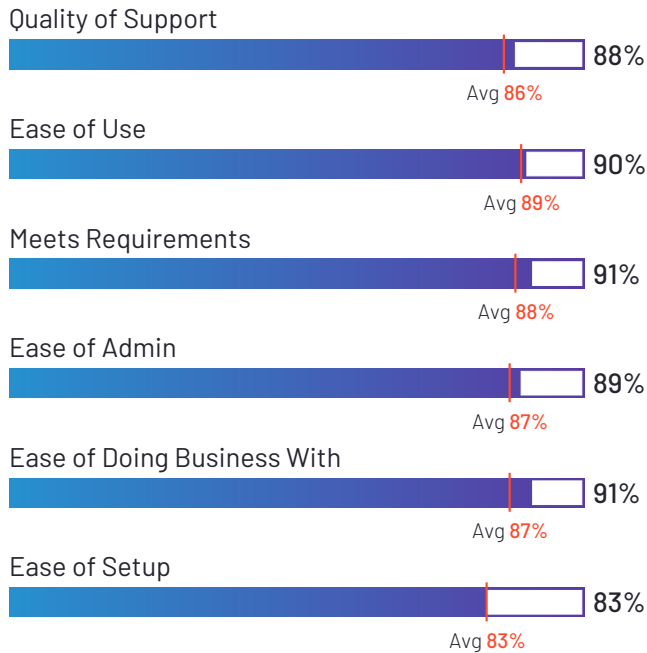
Paylocity

4.4 ★★★★★ (2,205)

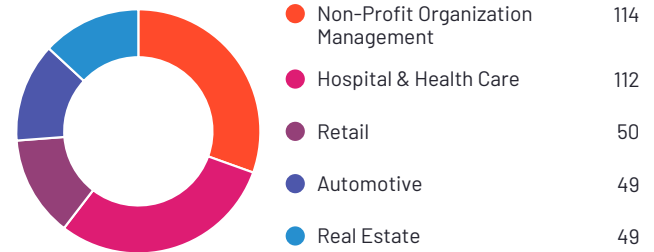


Paylocity has been named a Leader based on receiving a high customer Satisfaction score and having a large Market Presence. 93% of users rated it 4 or 5 stars, 91% of users believe it is headed in the right direction, and users said they would be likely to recommend Paylocity at a rate of 88%. Paylocity is also in the Applicant Tracking Systems (ATS), Benefits Administration, Corporate Learning Management Systems, Time Tracking, Expense Management, Core HR, Workforce Management, Performance Management, Human Resource Management Systems, and Onboarding categories.

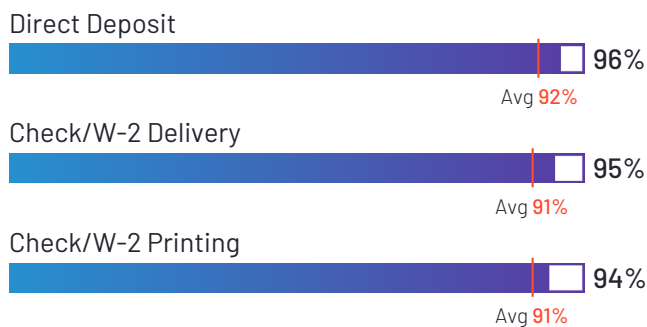
Satisfaction Ratings



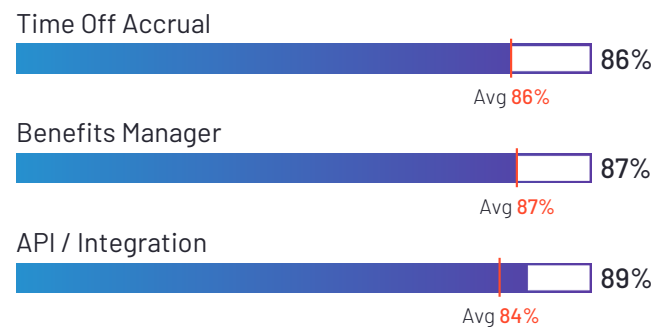
Top Industries Represented



Highest-Rated Features



Lowest-Rated Features



Ownership
Paylocity



HQ Location
Schaumburg, IL



Year Founded
1997



Total Revenue
\$561 (USD MM)



Employees (Listed On LinkedIn)
4,813



Company Website
paylocity.com



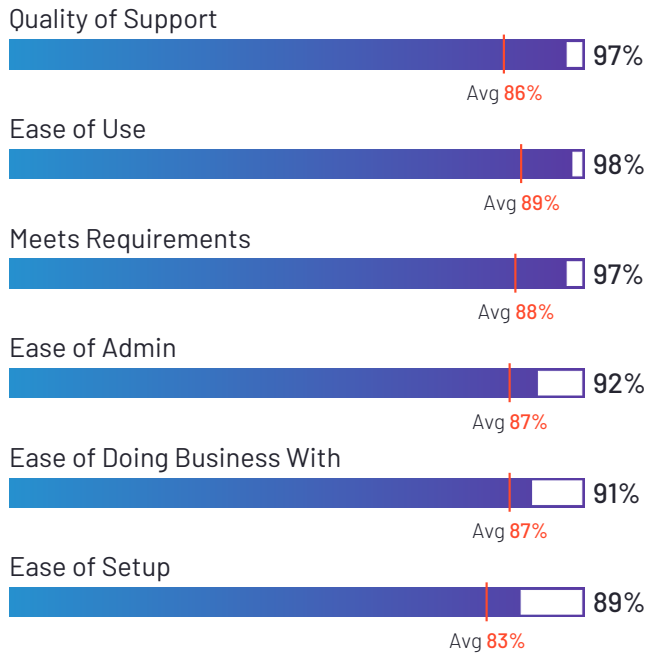
Rippling

4.8 ★★★★★ (1,853)

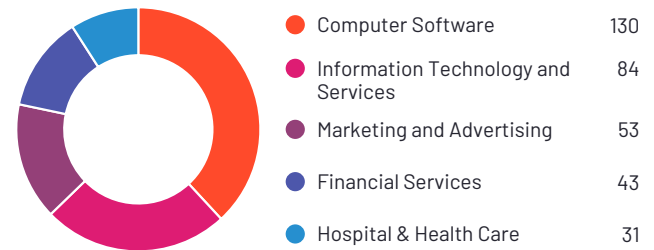


Rippling has been named a Leader based on receiving a high customer Satisfaction score and having a large Market Presence. Rippling received the highest Satisfaction score among products in Payroll. 98% of users rated it 4 or 5 stars, 92% of users believe it is headed in the right direction, and users said they would be likely to recommend Rippling at a rate of 98%. Rippling is also in the Spend Management, Time & Attendance, PEO Providers, Endpoint Management, Applicant Tracking Systems (ATS), Password Manager, Benefits Administration, Corporate Learning Management Systems, Identity and Access Management (IAM), User Provisioning and Governance Tools, Single Sign-On (SSO), Expense Management, Core HR, Workforce Management, Mobile Device Management (MDM), Human Resource Management Systems, Multi-Country Payroll, and Contractor Payments categories.

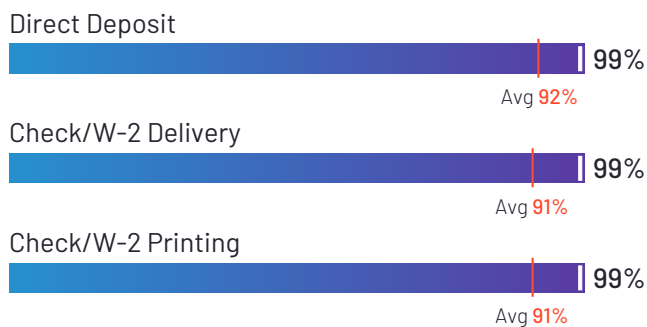
Satisfaction Ratings



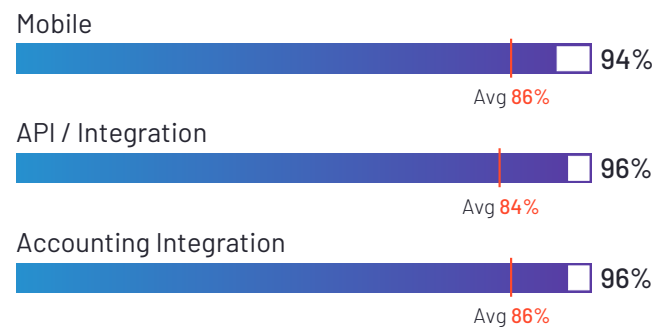
Top Industries Represented



Highest-Rated Features



Lowest-Rated Features



Ownership
Rippling



HQ Location
San Francisco, CA



Year Founded
2016



Employees (Listed On LinkedIn)
1,820



Company Website
rippling.com



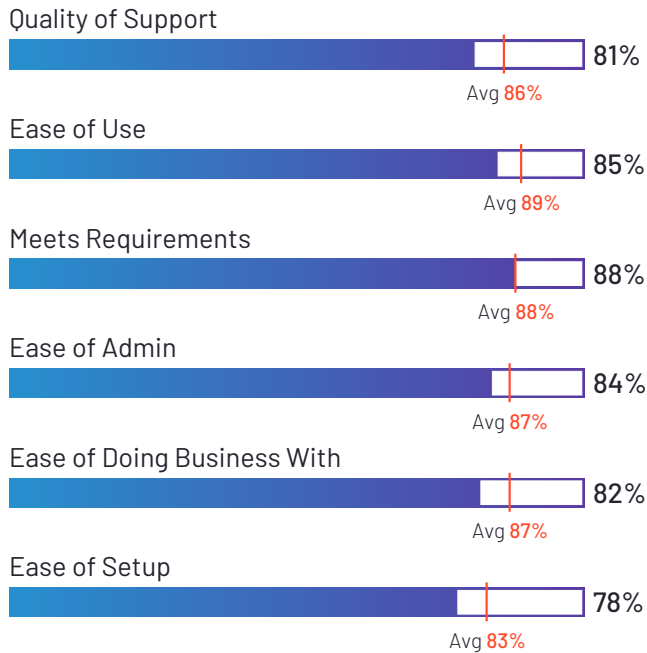
ADP Workforce Now

4.1 ★★★★★ (3,207)

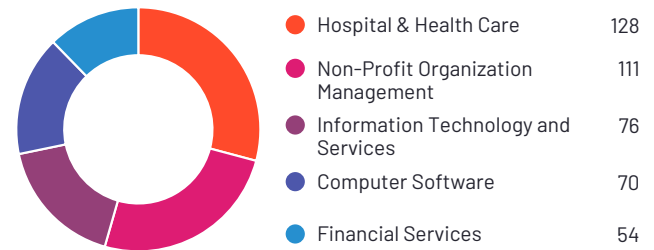


ADP Workforce Now has been named a Leader based on receiving a high customer Satisfaction score and having a large Market Presence. Workforce Now has the largest Market Presence among products in Payroll. 84% of users rated it 4 or 5 stars, 80% of users believe it is headed in the right direction, and users said they would be likely to recommend Workforce Now at a rate of 82%. Workforce Now is also in the Benefits Administration, Core HR, Workforce Management, Performance Management, Human Resource Management Systems, Onboarding, Candidate Relationship Management, Interview Scheduling, Job Description Management, HR Analytics, and Healthcare HR categories.

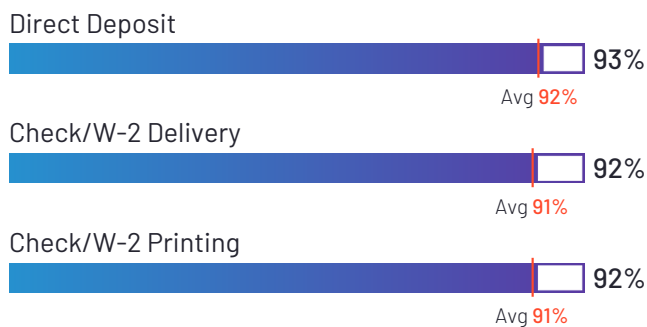
Satisfaction Ratings



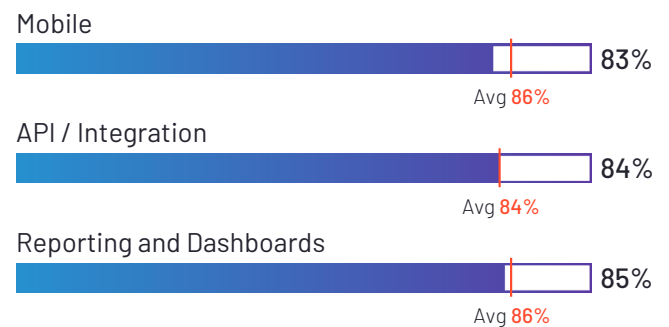
Top Industries Represented



Highest-Rated Features



Lowest-Rated Features



Ownership
ADP



HQ Location
Roseland, New Jersey



Year Founded
1949



Total Revenue
\$14,590 (USD MM)



Employees (Listed On LinkedIn)
72,990



Company Website
adp.com



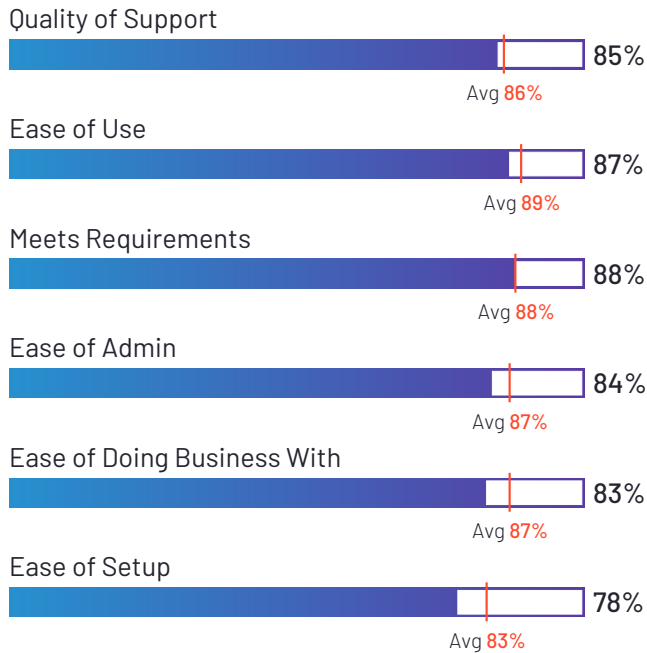
Paycom

4.2 ★★★★★ (1,068)

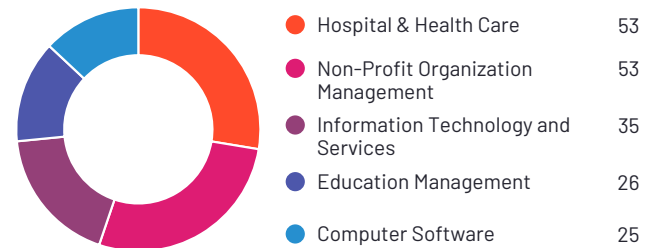


Paycom has been named a Leader based on receiving a high customer Satisfaction score and having a large Market Presence. 86% of users rated it 4 or 5 stars, 82% of users believe it is headed in the right direction, and users said they would be likely to recommend Paycom at a rate of 84%. Paycom is also in the Compensation Management, Corporate Learning Management Systems, Expense Management, Performance Management, Applicant Tracking Systems (ATS), Onboarding, Human Resource Management Systems, Core HR, Workforce Management, Background Check, and Time & Attendance categories.

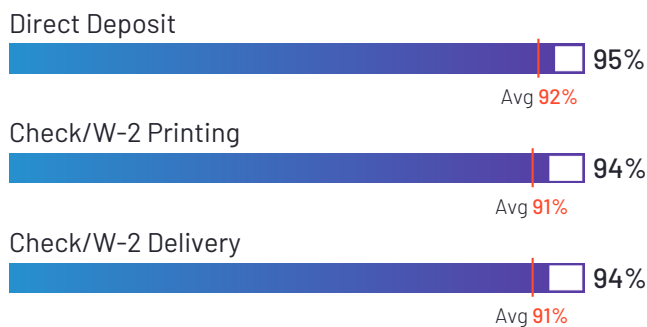
Satisfaction Ratings



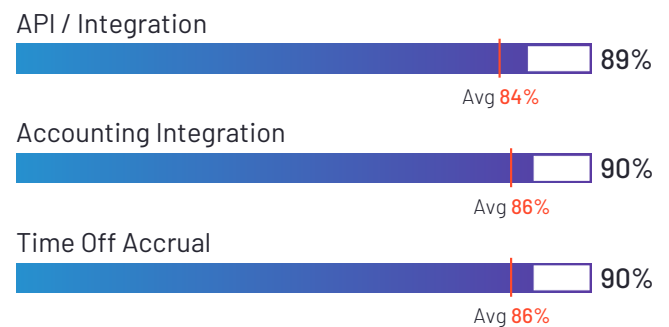
Top Industries Represented



Highest-Rated Features



Lowest-Rated Features



Ownership
Paycom



HQ Location
Oklahoma City, OK



Total Revenue
\$841 (USD MM)



Employees (Listed On LinkedIn)
5,601



Company Website
www.paycom.com



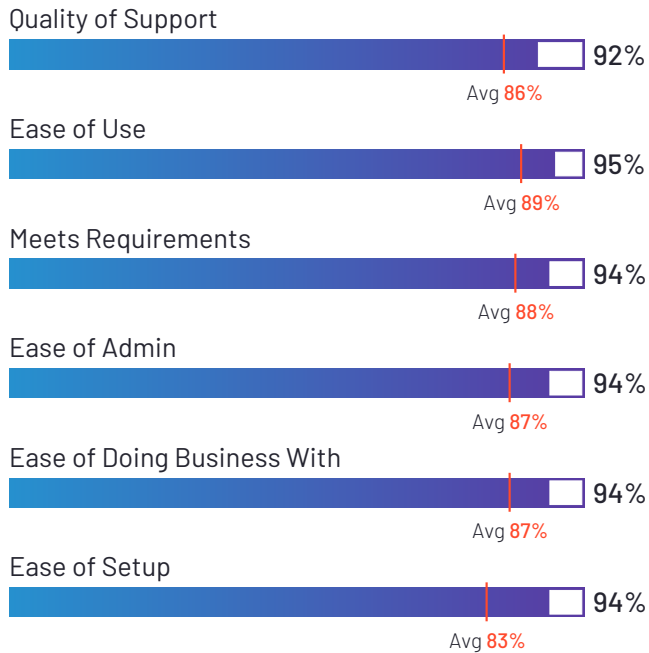
Remote

4.5 ★★★★★ (597)

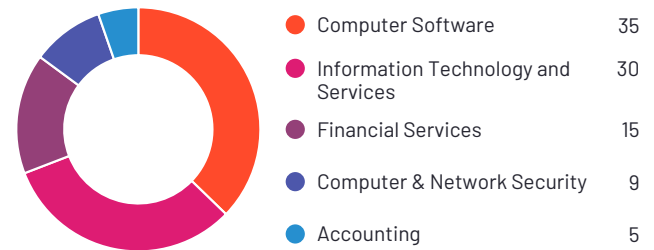


Remote has been named a Leader based on receiving a high customer Satisfaction score and having a large Market Presence. 95% of users rated it 4 or 5 stars, 87% of users believe it is headed in the right direction, and users said they would be likely to recommend Remote at a rate of 91%. Remote is also in the Contractor Payments, Multi-Country Payroll, and Contractor Management categories.

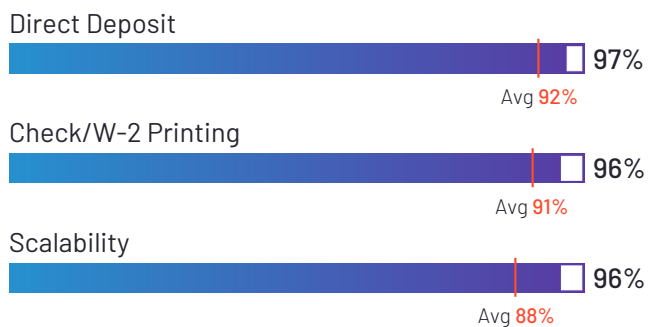
Satisfaction Ratings



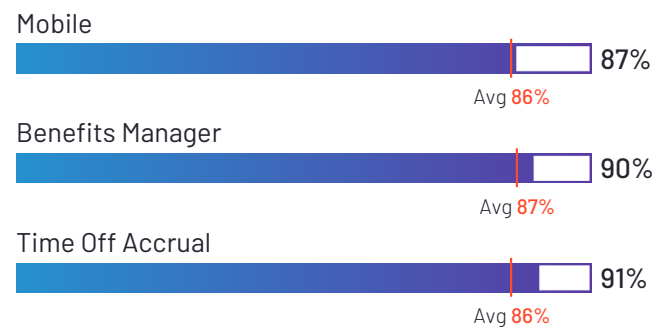
Top Industries Represented



Highest-Rated Features



Lowest-Rated Features



Ownership
Remote



HQ Location
San Francisco, CA



Year Founded
2019



Employees (Listed On LinkedIn)
2,855



Company Website
remote.com



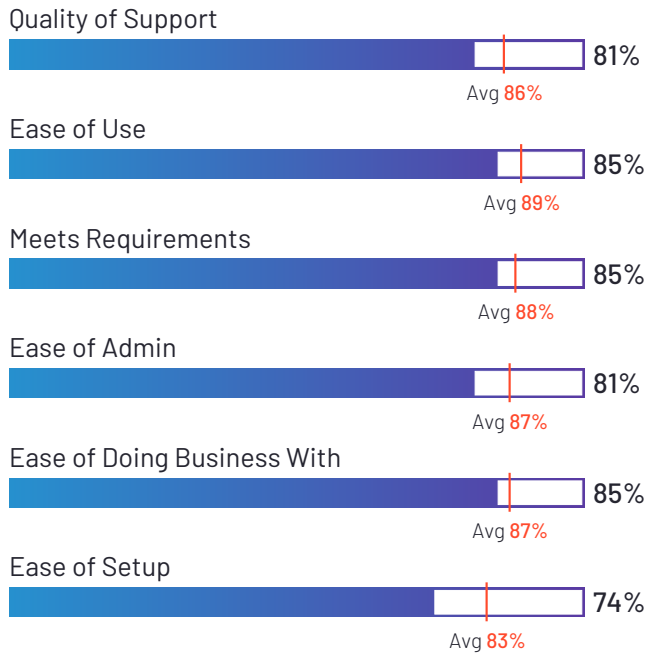
UKG Pro

4.2 ★★★★★ (1,445)

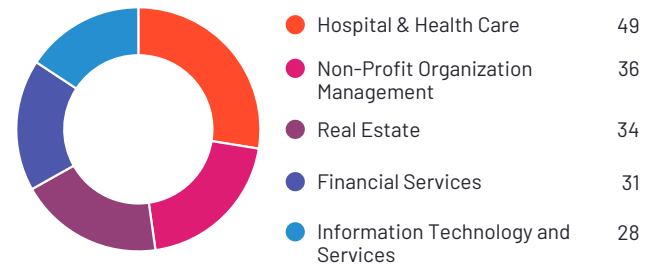


UKG Pro has been named a Leader based on receiving a high customer Satisfaction score and having a large Market Presence. 87% of users rated it 4 or 5 stars, 86% of users believe it is headed in the right direction, and users said they would be likely to recommend UKG Pro at a rate of 84%. UKG Pro is also in the Succession Planning, Corporate Learning Management Systems, Onboarding, Applicant Tracking Systems (ATS), Compensation Management, Time Tracking, Core HR, Workforce Management, Performance Management, Human Resource Management Systems, and Healthcare HR categories.

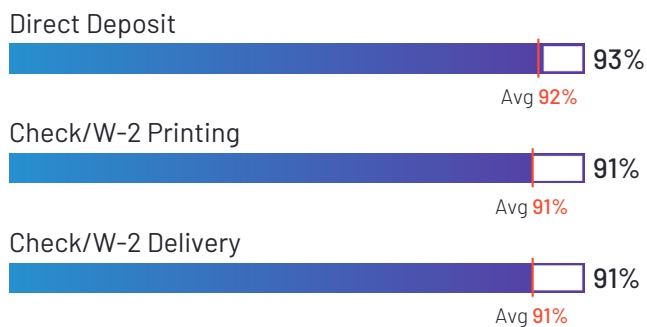
Satisfaction Ratings



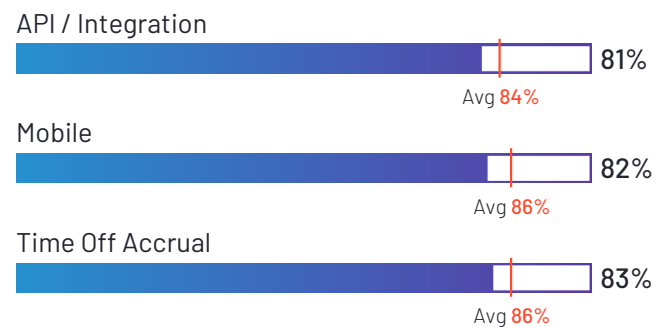
Top Industries Represented



Highest-Rated Features



Lowest-Rated Features



Ownership
UKG



HQ Location
Weston, FL



Year Founded
1977



Employees (Listed On LinkedIn)
12,914



Company Website
www.ukg.com



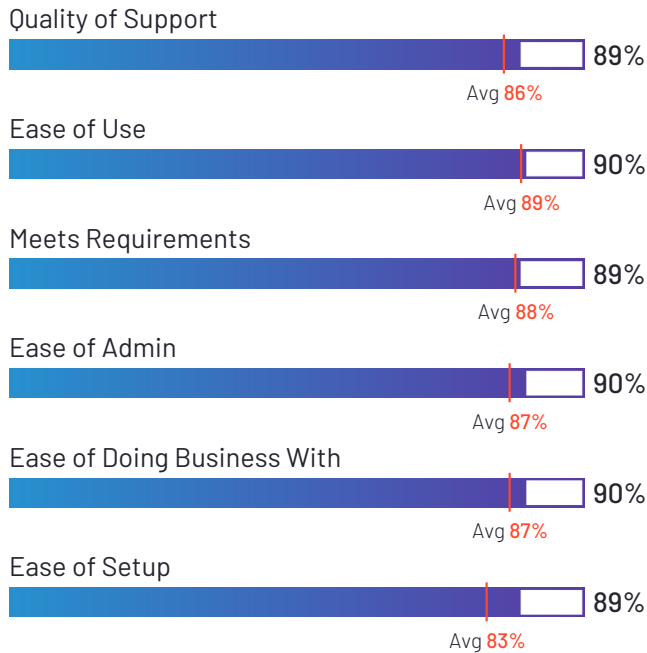
greytHR

4.4 ★★★★★ (565)



greytHR has been named a Leader based on receiving a high customer Satisfaction score and having a large Market Presence. 94% of users rated it 4 or 5 stars, 94% of users believe it is headed in the right direction, and users said they would be likely to recommend greytHR at a rate of 87%. greytHR is also in the Core HR, Workforce Management, and Time & Attendance categories.

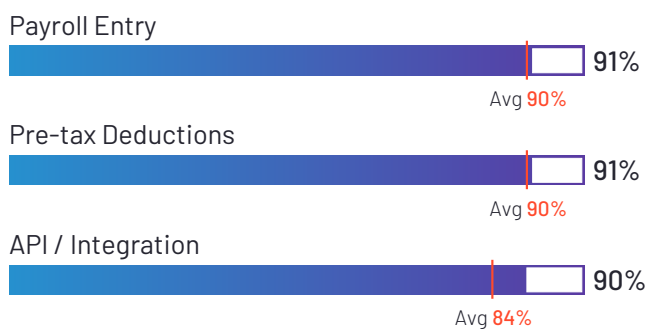
Satisfaction Ratings



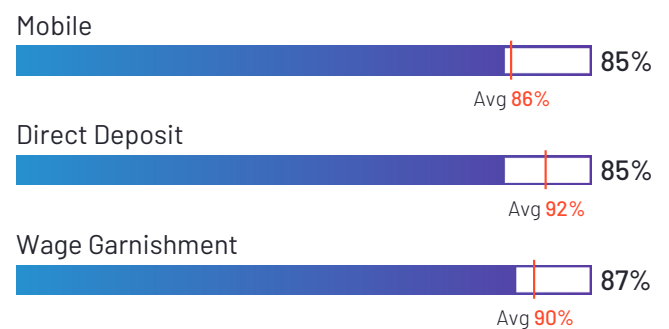
Top Industries Represented



Highest-Rated Features



Lowest-Rated Features



Ownership
Greytip Software Pvt.
Ltd.



HQ Location
Bangalore



Year Founded
1994



**Employees (Listed
On LinkedIn)**
782



Company Website
greythr.com



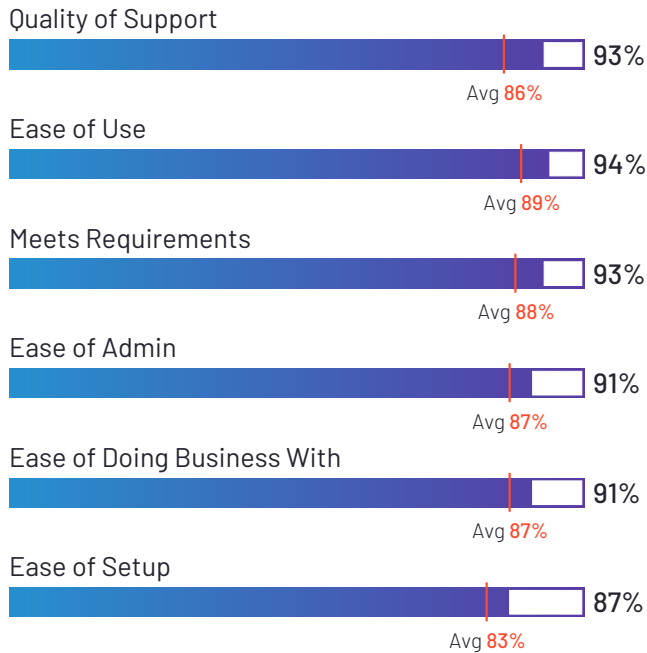
Deel

4.6 ★★★★★ (655)

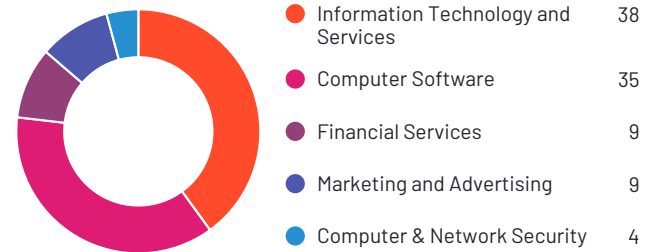


Deel has been named a Leader based on receiving a high customer Satisfaction score and having a large Market Presence. 98% of users rated it 4 or 5 stars, 92% of users believe it is headed in the right direction, and users said they would be likely to recommend Deel at a rate of 94%. Deel is also in the Contractor Management, Contractor Payments, HR Compliance, Multi-Country Payroll, and Onboarding categories.


Satisfaction Ratings



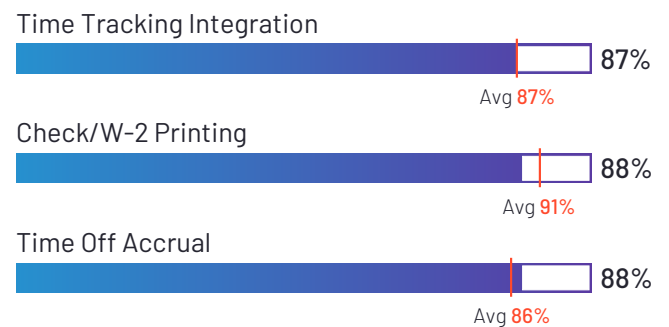
Top Industries Represented



Highest-Rated Features



Lowest-Rated Features



Ownership
Deel



HQ Location
San Francisco,
California



Year Founded
2019



**Employees (Listed
On LinkedIn)**
2,360



Company Website
letsdeel.com



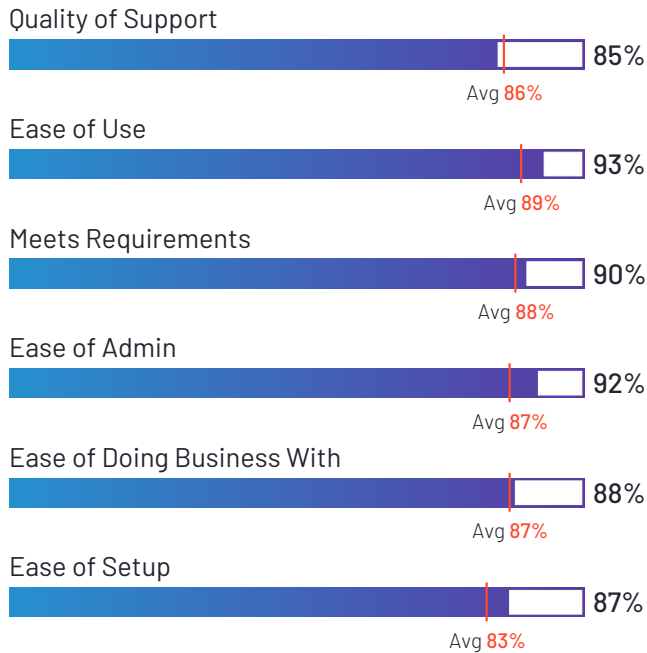
Keka HR

4.4 ★★★★★ (566)



Keka HR has been named a Leader based on receiving a high customer Satisfaction score and having a large Market Presence. 94% of users rated it 4 or 5 stars, 94% of users believe it is headed in the right direction, and users said they would be likely to recommend Keka HR at a rate of 88%. Keka HR is also in the Time Tracking, Time & Attendance, Workforce Management, Applicant Tracking Systems (ATS), and Core HR categories.

Satisfaction Ratings



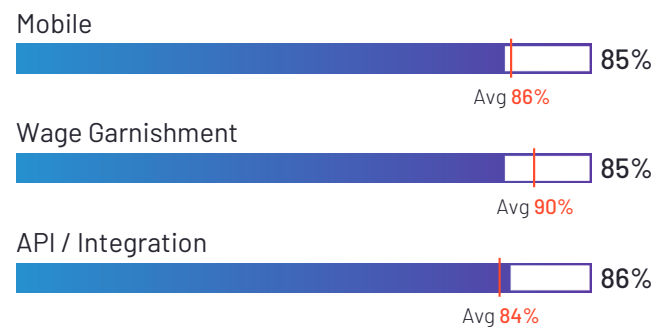
Top Industries Represented



Highest-Rated Features



Lowest-Rated Features



Ownership
Keka Technologies



HQ Location
Hyderabad



Year Founded
2014



Employees (Listed On LinkedIn)
606



Company Website
www.keka.com



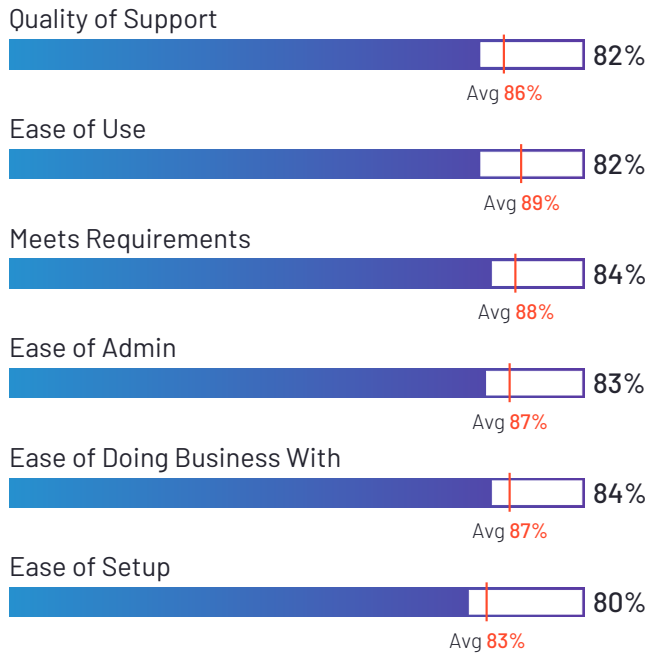
isolved

4.2 ★★★★★ (660)



isolved has been named a Leader based on receiving a high customer Satisfaction score and having a large Market Presence. 85% of users rated it 4 or 5 stars, 73% of users believe it is headed in the right direction, and users said they would be likely to recommend isolved at a rate of 81%. isolved is also in the Time & Attendance, Training Management Systems, Employee Scheduling, Applicant Tracking Systems (ATS), Benefits Administration, Time Tracking, Core HR, Workforce Management, Human Resource Management Systems, and PEO Providers categories.

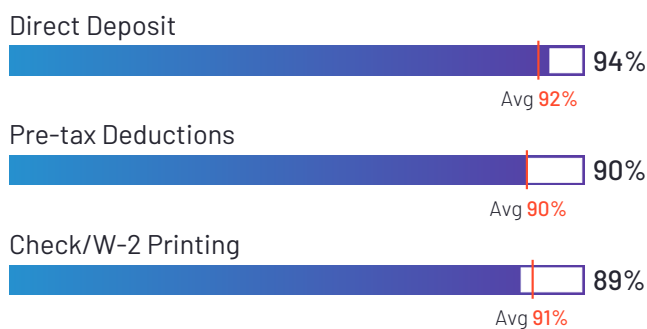
Satisfaction Ratings



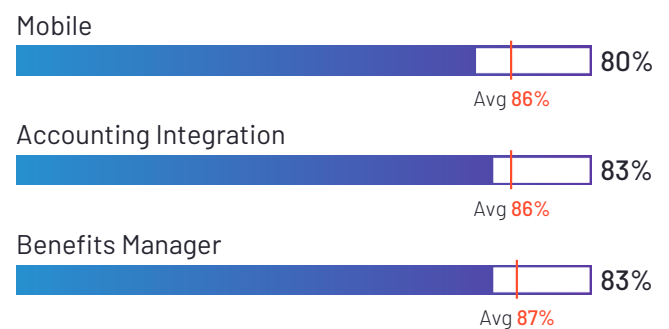
Top Industries Represented



Highest-Rated Features



Lowest-Rated Features



Ownership
isolved HCM



HQ Location
Charlotte, NC



Year Founded
1986



Employees (Listed On LinkedIn)
1,178



Company Website
isolvedhcm.com



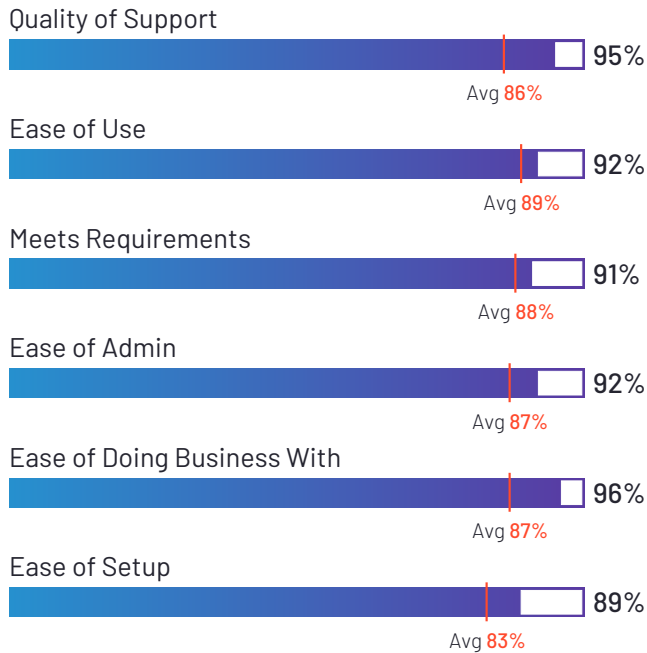
APS

4.6 ★★★★★ (655)



APS has been named a Leader based on receiving a high customer Satisfaction score and having a large Market Presence. 96% of users rated it 4 or 5 stars, 95% of users believe it is headed in the right direction, and users said they would be likely to recommend APS at a rate of 91%. APS is also in the Healthcare HR, Human Resource Management Systems, Benefits Administration, Core HR, Performance Management, Time Tracking, Workforce Management, Applicant Tracking Systems (ATS), and Onboarding categories.

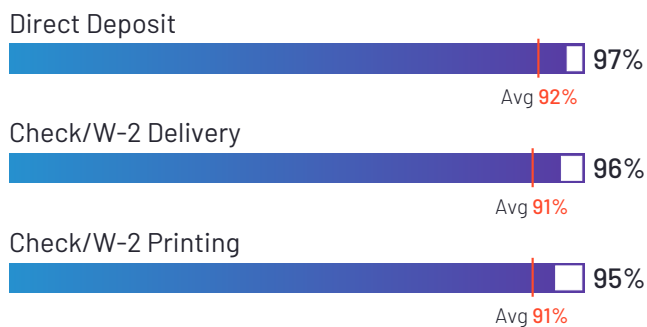
Satisfaction Ratings



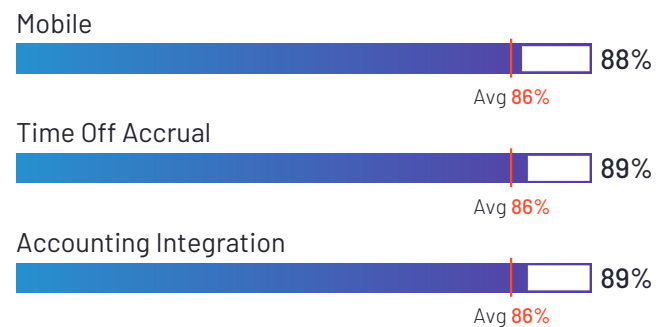
Top Industries Represented



Highest-Rated Features



Lowest-Rated Features



Ownership
APS



HQ Location
Shreveport, LA



Year Founded
1996



Employees (Listed On LinkedIn)
150



Company Website
apspayroll.com



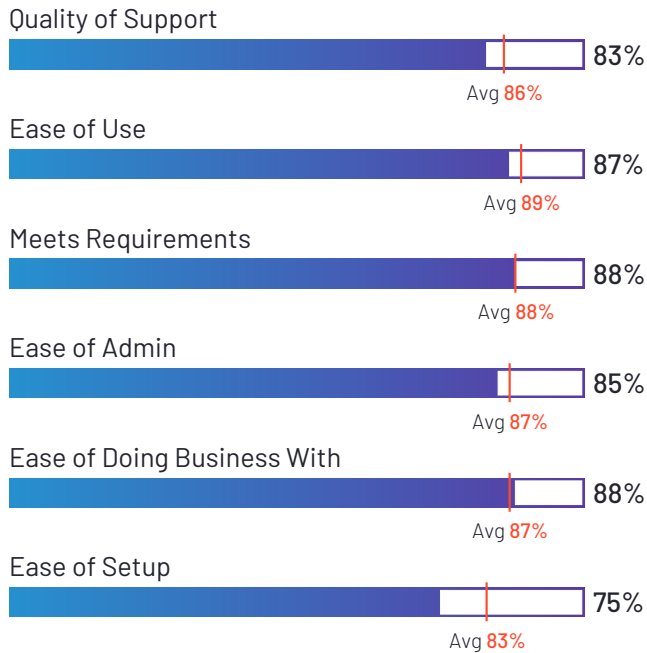
Ceridian Dayforce

4.2 ★★★★★ (621)

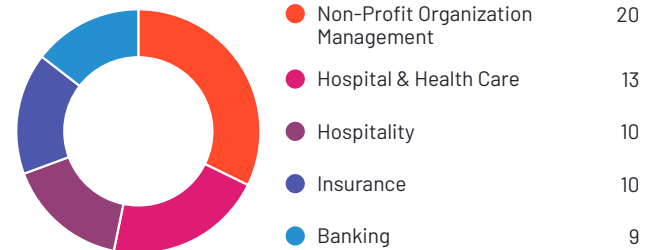


Ceridian Dayforce has been named a Leader based on receiving a high customer Satisfaction score and having a large Market Presence. 91% of users rated it 4 or 5 stars, 89% of users believe it is headed in the right direction, and users said they would be likely to recommend Ceridian Dayforce at a rate of 84%. Ceridian Dayforce is also in the Time & Attendance, Training Management Systems, Employee Scheduling, Onboarding, Benefits Administration, Time Tracking, Core HR, Workforce Management, Human Resource Management Systems, Performance Management, Employee Engagement, Compensation Management, HR Compliance, Applicant Tracking Systems (ATS), and Multi-Country Payroll categories.

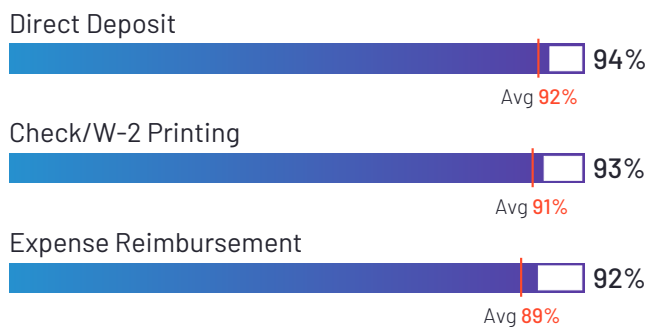
Satisfaction Ratings



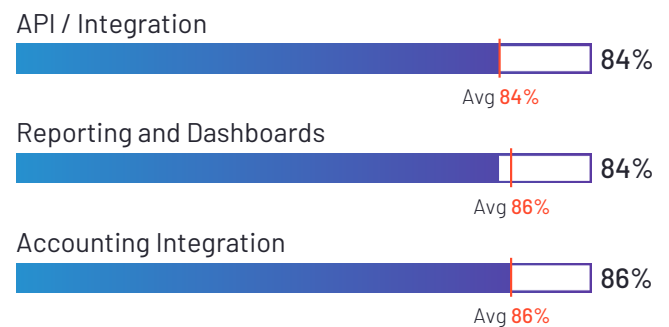
Top Industries Represented



Highest-Rated Features



Lowest-Rated Features



Ownership
Ceridian



HQ Location
Minneapolis, MN



Year Founded
2012



Employees (Listed On LinkedIn)
8,396



Company Website
ceridian.com



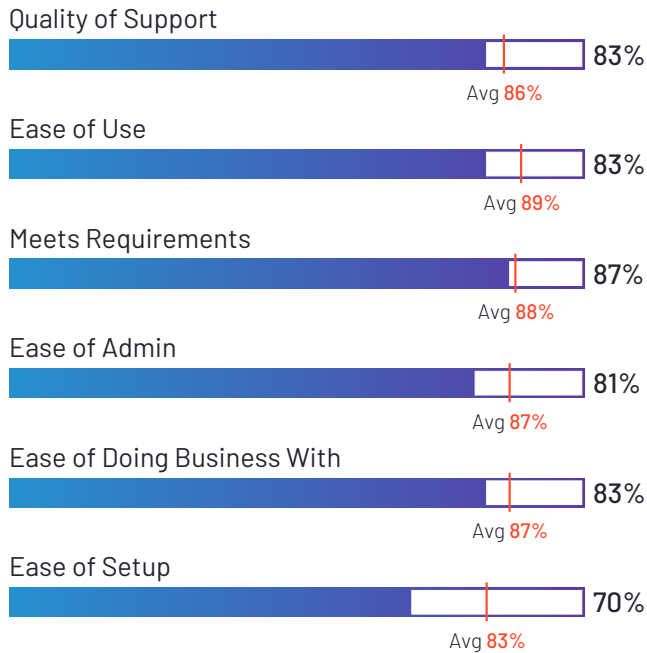
UKG Ready

4.0 ★★★★★ (861)



UKG Ready has been named a Leader based on receiving a high customer Satisfaction score and having a large Market Presence. 86% of users rated it 4 or 5 stars, 83% of users believe it is headed in the right direction, and users said they would be likely to recommend UKG Ready at a rate of 82%. UKG Ready is also in the Time & Attendance, Applicant Tracking Systems (ATS), Time Tracking, Core HR, Workforce Management, and Human Resource Management Systems categories.

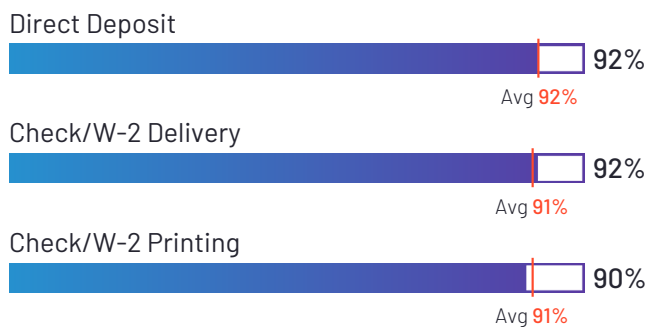
Satisfaction Ratings



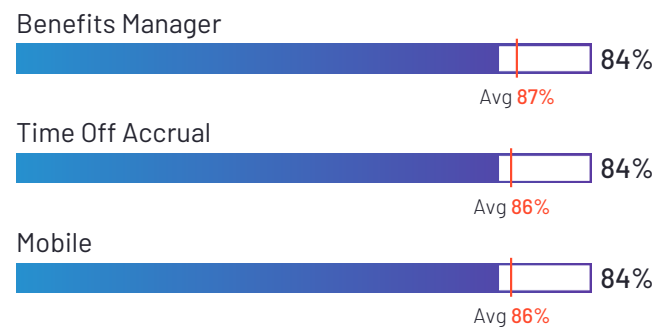
Top Industries Represented



Highest-Rated Features



Lowest-Rated Features



Ownership
UKG



HQ Location
Weston, FL



Year Founded
1977



Employees (Listed On LinkedIn)
12,914



Company Website
www.ukg.com



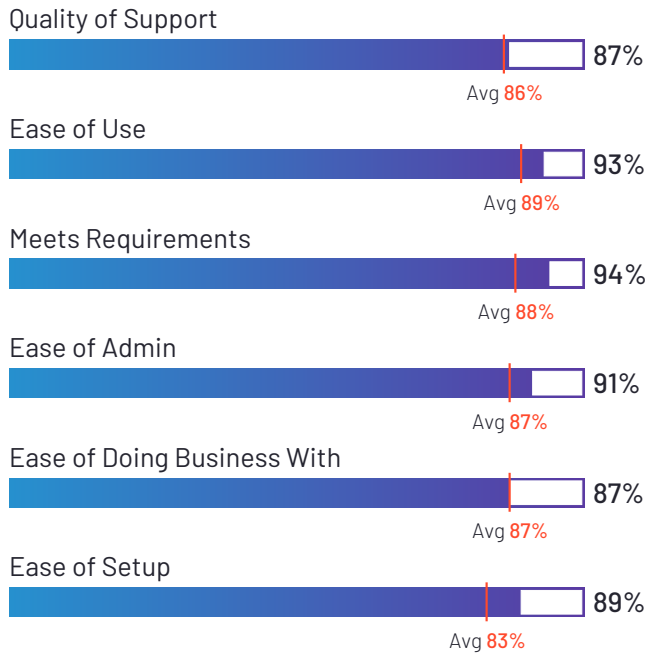
QuickBooks Desktop Pro

4.3 ★★★★★ (1,679)

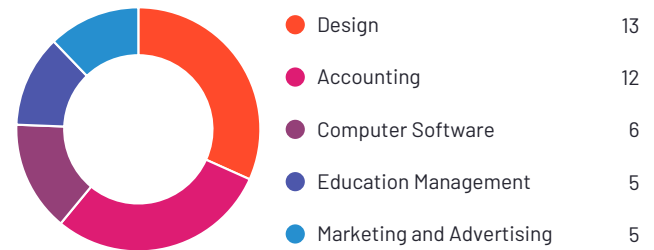


QuickBooks Desktop Pro has been named a Leader based on receiving a high customer Satisfaction score and having a large Market Presence. 95% of users rated it 4 or 5 stars, 87% of users believe it is headed in the right direction, and users said they would be likely to recommend Desktop Pro at a rate of 91%. Desktop Pro is also in the Billing and Accounting categories.


Satisfaction Ratings




Top Industries Represented



Highest-Rated Features



Lowest-Rated Features



Ownership
Intuit



HQ Location
Mountain View,
California



Year Founded
1983



Total Revenue
\$7,679 (USD MM)



**Employees (Listed
On LinkedIn)**
15,136



Company Website
www.intuit.com



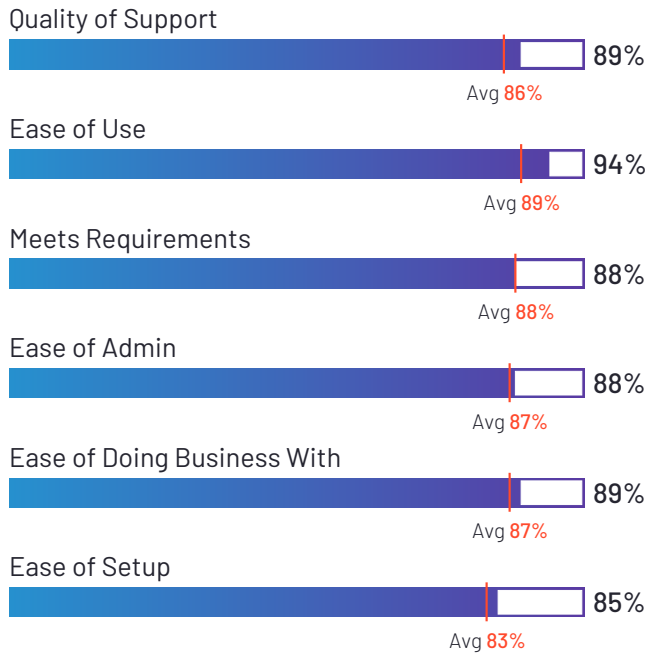
BambooHR

4.4 ★★★★★ (1,286)

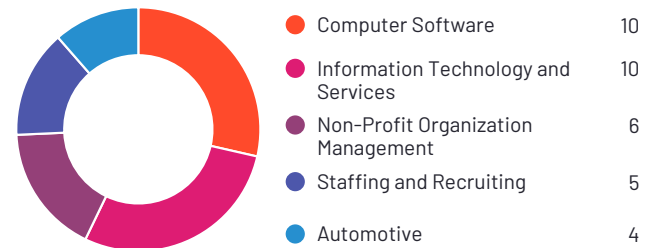


BambooHR has been named a Leader based on receiving a high customer Satisfaction score and having a large Market Presence. 95% of users rated it 4 or 5 stars, 85% of users believe it is headed in the right direction, and users said they would be likely to recommend BambooHR at a rate of 91%. BambooHR is also in the Candidate Relationship Management, Job Description Management, Onboarding, Applicant Tracking Systems (ATS), Core HR, Workforce Management, Performance Management, and Human Resource Management Systems categories.

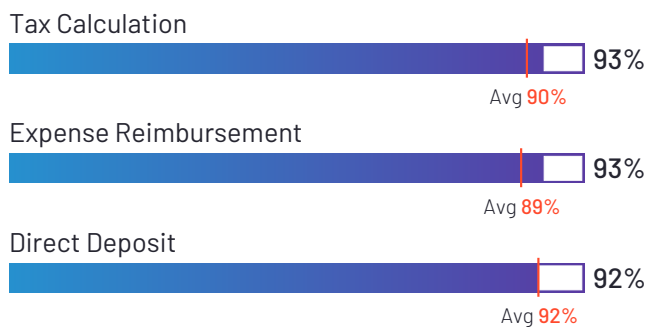
Satisfaction Ratings



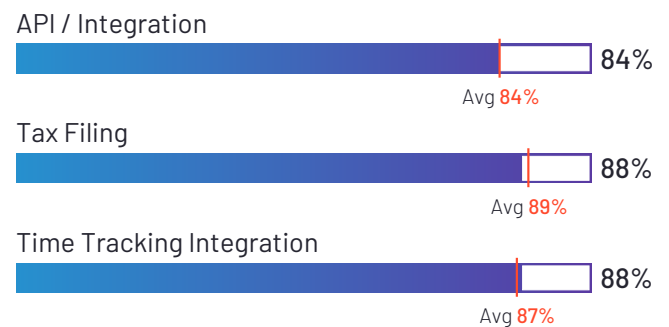
Top Industries Represented



Highest-Rated Features



Lowest-Rated Features



Ownership
BambooHR



HQ Location
Lindon, UT



Year Founded
2008



Employees (Listed On LinkedIn)
1,383



Company Website
bamboohr.com



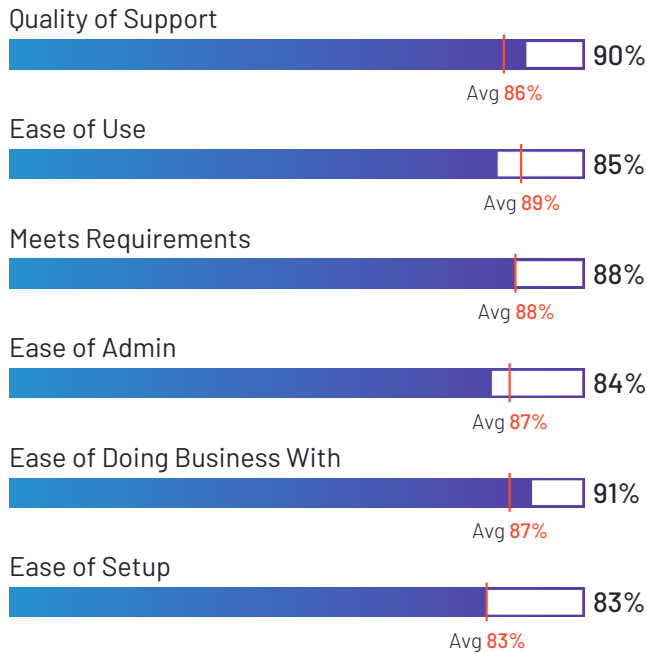
Inova Payroll

4.2 ★★★★★ (400)



Inova Payroll has been named a Leader based on receiving a high customer Satisfaction score and having a large Market Presence. 88% of users rated it 4 or 5 stars, 81% of users believe it is headed in the right direction, and users said they would be likely to recommend Inova Payroll at a rate of 84%. Inova Payroll is also in the Earned Wage Access, Onboarding, Applicant Tracking Systems (ATS), Benefits Administration, Core HR, Performance Management, Corporate Learning Management Systems, and Human Resource Management Systems categories.

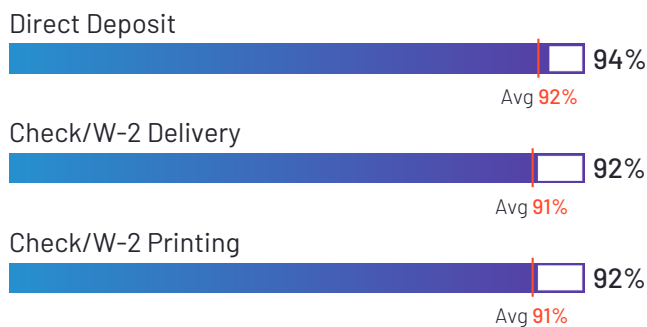
Satisfaction Ratings



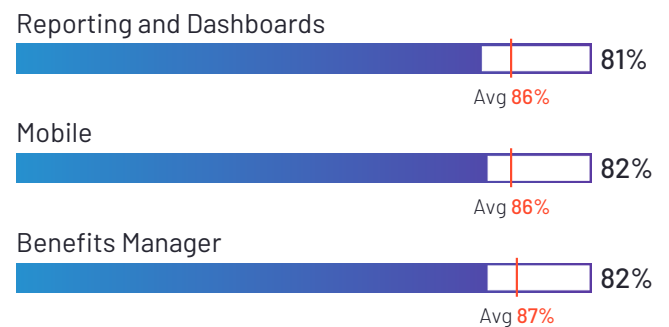
Top Industries Represented



Highest-Rated Features



Lowest-Rated Features



Ownership
Inova Payroll, Inc.



HQ Location
Nashville, TN



Year Founded
2011



Employees (Listed On LinkedIn)
199



Company Website
inovapayroll.com



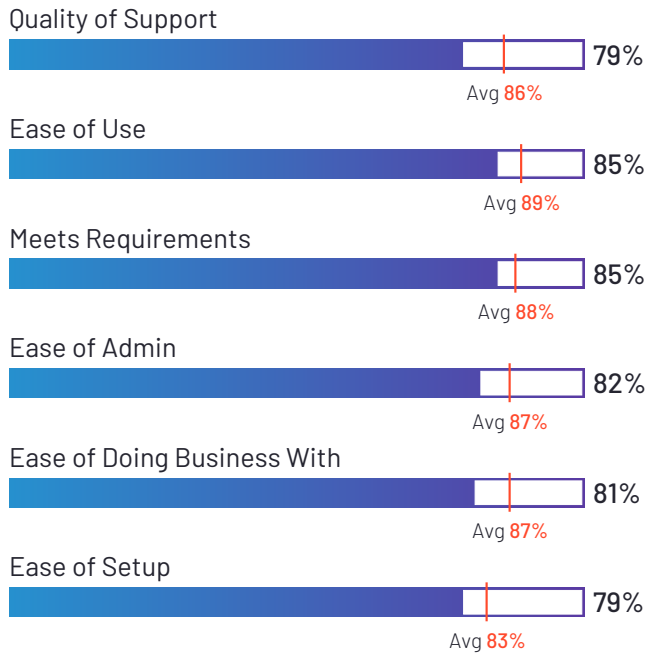
Paycor

4.0 ★★★★★ (630)




Paycor has been named a Leader based on receiving a high customer Satisfaction score and having a large Market Presence. 83% of users rated it 4 or 5 stars, 81% of users believe it is headed in the right direction, and users said they would be likely to recommend Paycor at a rate of 80%. Paycor is also in the Time & Attendance, Onboarding, Recruitment Marketing, Benefits Administration, Core HR, Workforce Management, Applicant Tracking Systems (ATS), Corporate Learning Management Systems, Healthcare HR, and Recruitment Platforms categories.

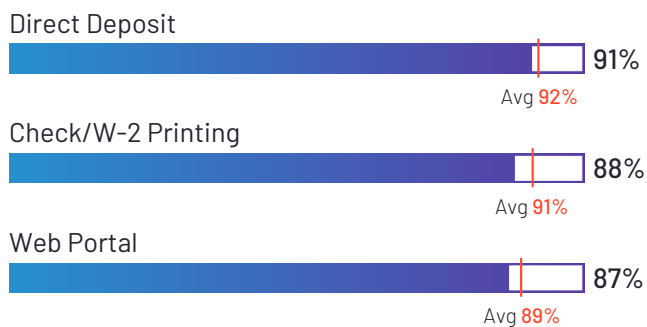
Satisfaction Ratings



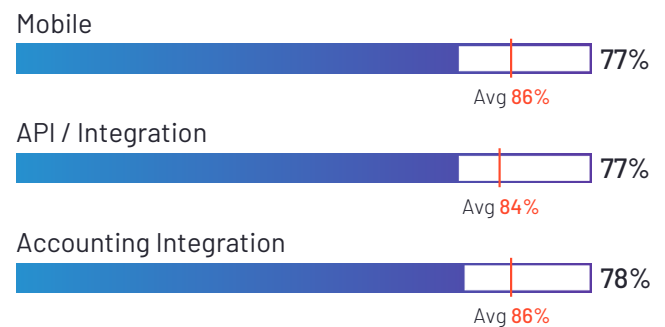
Top Industries Represented



Highest-Rated Features



Lowest-Rated Features



Ownership
Paycor



HQ Location
Cincinnati, OH



Year Founded
1990



Employees (Listed On LinkedIn)
2,607



Company Website
www.paycor.com

PAYCHEX

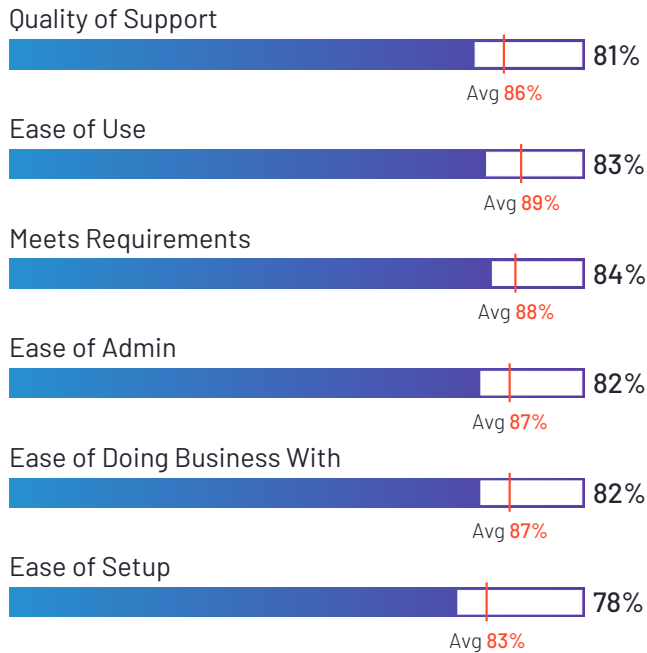
Paychex Flex

4.2 ★★★★★ (1,442)



Paychex Flex has been named a Leader based on receiving a high customer Satisfaction score and having a large Market Presence. 79% of users rated it 4 or 5 stars, 72% of users believe it is headed in the right direction, and users said they would be likely to recommend Paychex Flex at a rate of 77%. Paychex Flex is also in the PEO Providers, HR Analytics, Onboarding, Applicant Tracking Systems (ATS), Benefits Administration, Corporate Learning Management Systems, Time Tracking, Expense Management, Core HR, Workforce Management, Performance Management, Human Resource Management Systems, Candidate Relationship Management, Background Check, and Time & Attendance categories.

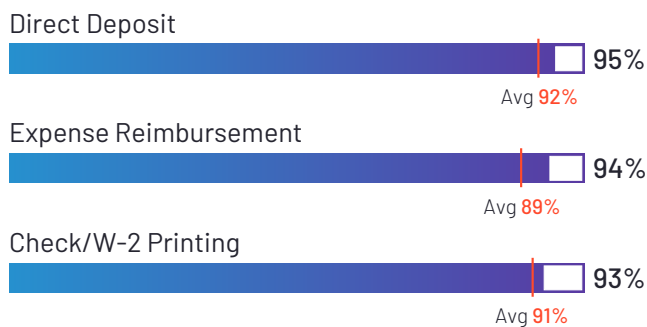
Satisfaction Ratings



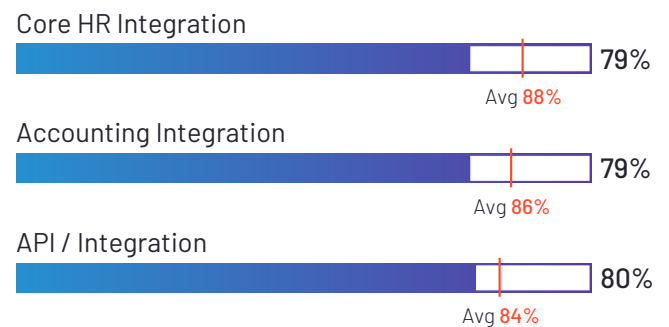
Top Industries Represented



Highest-Rated Features



Lowest-Rated Features



Ownership
Paychex Inc



HQ Location
Rochester, NY



Year Founded
1971



Total Revenue
\$4,041 (USD MM)



Employees (Listed On LinkedIn)
16,293



Company Website
paychex.com



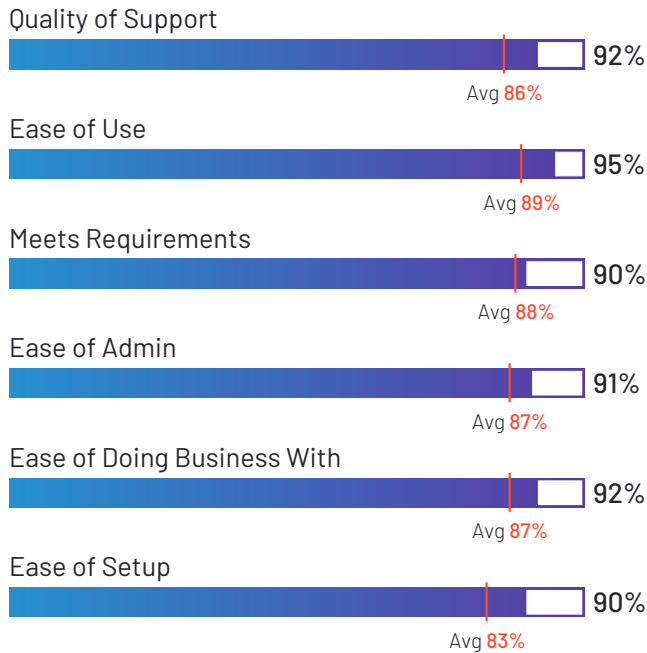
Justworks

4.6 ★★★★★ (254)

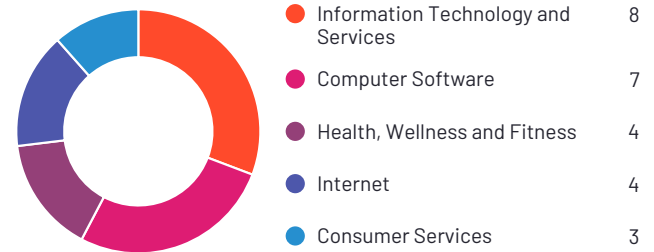


Justworks has been named a Leader based on receiving a high customer Satisfaction score and having a large Market Presence. 96% of users rated it 4 or 5 stars, 93% of users believe it is headed in the right direction, and users said they would be likely to recommend Justworks at a rate of 89%. Justworks is also in the Benefits Administration, Core HR, and PEO Providers categories.

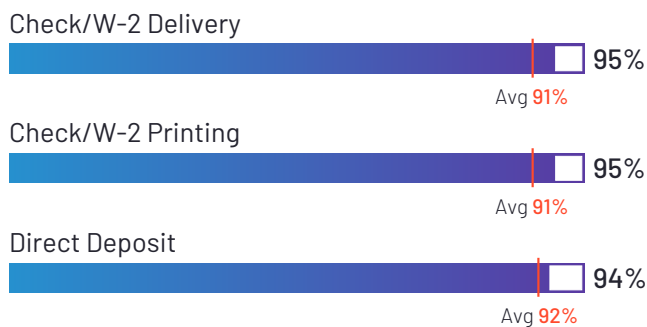
Satisfaction Ratings



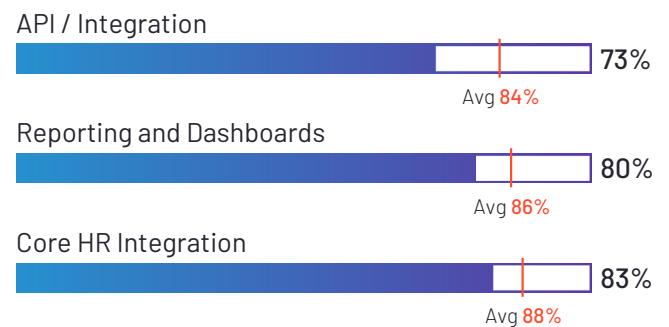
Top Industries Represented



Highest-Rated Features



Lowest-Rated Features



Ownership
Justworks



HQ Location
New York



Year Founded
2012



Employees (Listed On LinkedIn)
1,206



Company Website
justworks.com



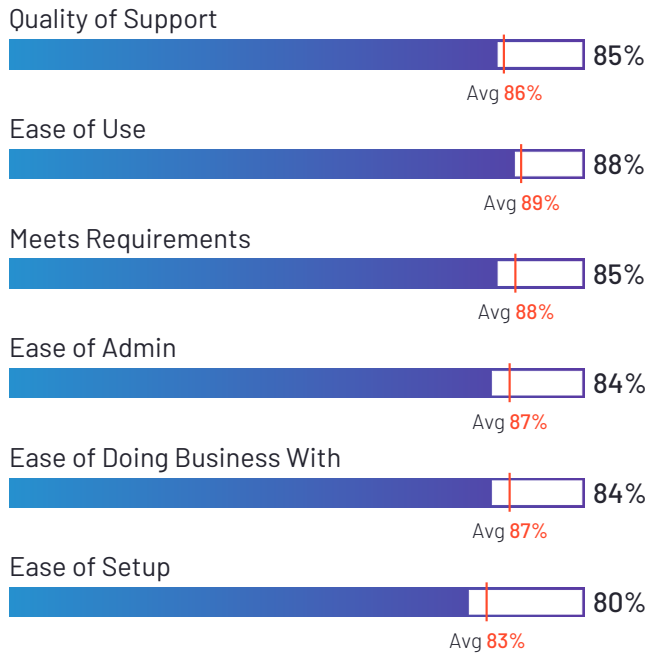
RUN Powered by ADP

4.5 ★★★★★ (1,118)



RUN Powered by ADP has been named a Leader based on receiving a high customer Satisfaction score and having a large Market Presence. 81% of users rated it 4 or 5 stars, 79% of users believe it is headed in the right direction, and users said they would be likely to recommend RUN Powered by ADP at a rate of 81%. RUN Powered by ADP is also in the Core HR, Onboarding, Background Check, HR Service Delivery, Harassment Prevention Training, Job Description Management, Employee Engagement, and Time & Attendance categories.

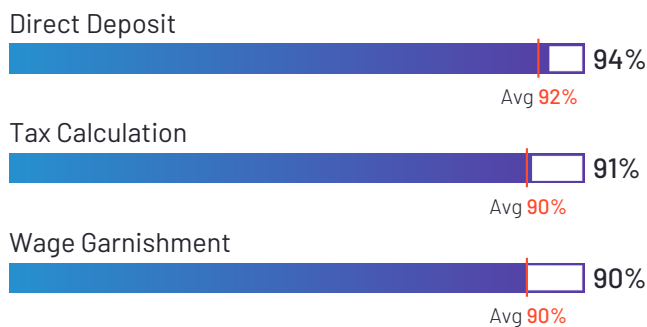
Satisfaction Ratings



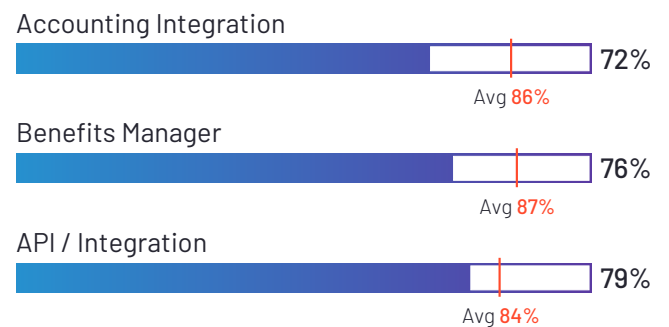
Top Industries Represented



Highest-Rated Features



Lowest-Rated Features



Ownership
ADP



HQ Location
Roseland, New Jersey



Year Founded
1949



Total Revenue
\$14,590 (USD MM)



Employees (Listed On LinkedIn)
72,990



Company Website
adp.com



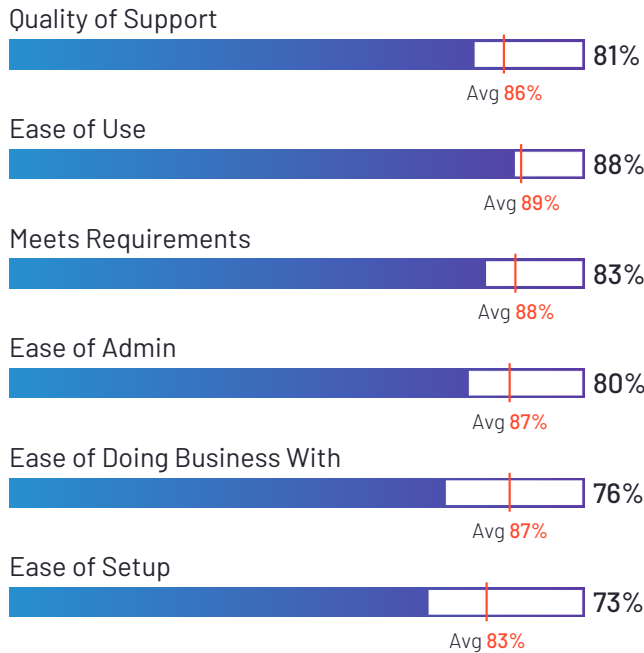
Namely

3.9 ★★★★★ (279)



Namely has been named a Leader based on receiving a high customer Satisfaction score and having a large Market Presence. 82% of users rated it 4 or 5 stars, 74% of users believe it is headed in the right direction, and users said they would be likely to recommend Namely at a rate of 79%. Namely is also in the Onboarding, Benefits Administration, Time Tracking, Core HR, Workforce Management, Performance Management, Human Resource Management Systems, and Time & Attendance categories

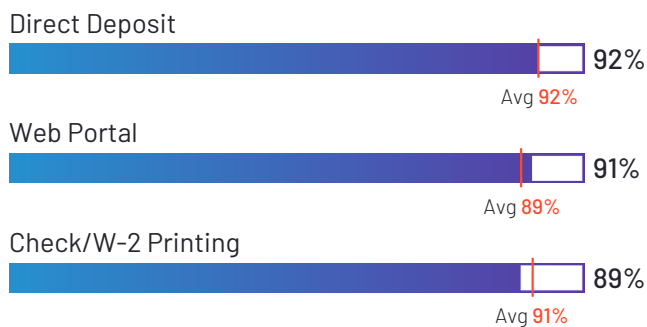
Satisfaction Ratings



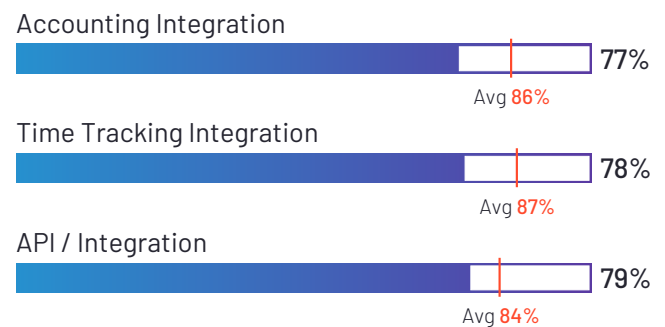
Top Industries Represented



Highest-Rated Features



Lowest-Rated Features



Ownership
Namely



HQ Location
New York



Year Founded
2012



Employees (Listed On LinkedIn)
280



Company Website
www.namely.com



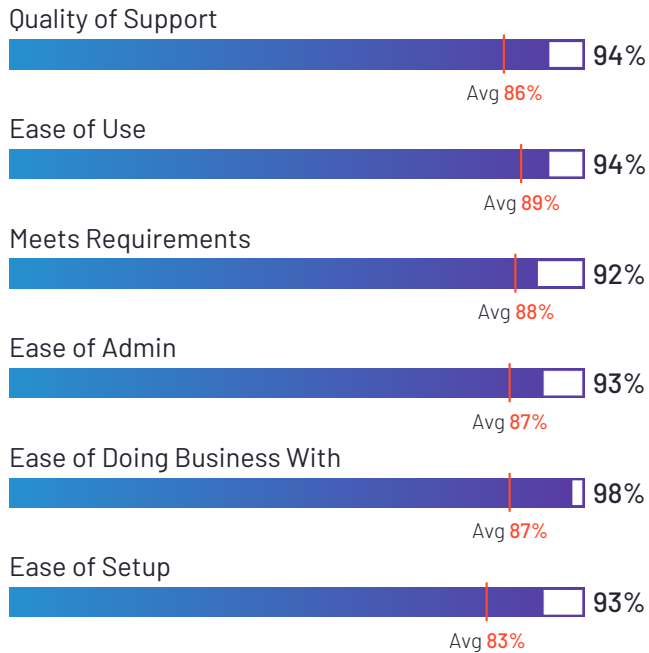
Pilot

4.6 ★★★★★ (333)



Pilot has been named a High Performer product based on having high customer Satisfaction scores and a low Market Presence compared to the rest of the category. 96% of users rated it 4 or 5 stars, 84% of users believe it is headed in the right direction, and users said they would be likely to recommend Pilot at a rate of 91%. Pilot is also in the Contractor Payments, HR Compliance, Multi-Country Payroll, Core HR, and Contractor Management categories.

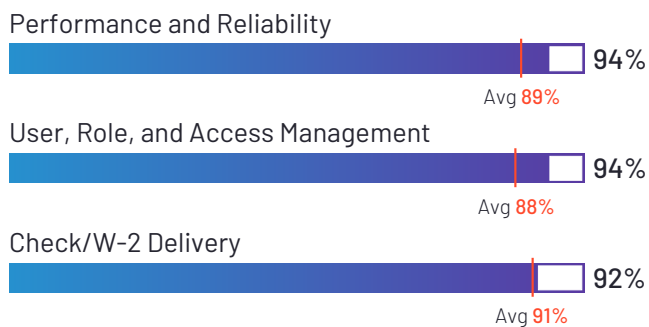
Satisfaction Ratings



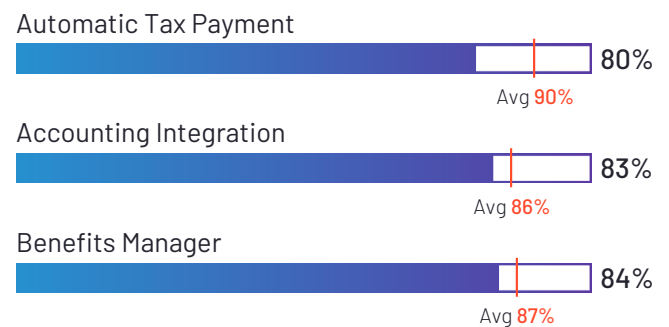
Top Industries Represented



Highest-Rated Features



Lowest-Rated Features



Ownership
Pilot



HQ Location
San Francisco, CA



Year Founded
2015



Employees (Listed On LinkedIn)
71



Company Website
pilot.co



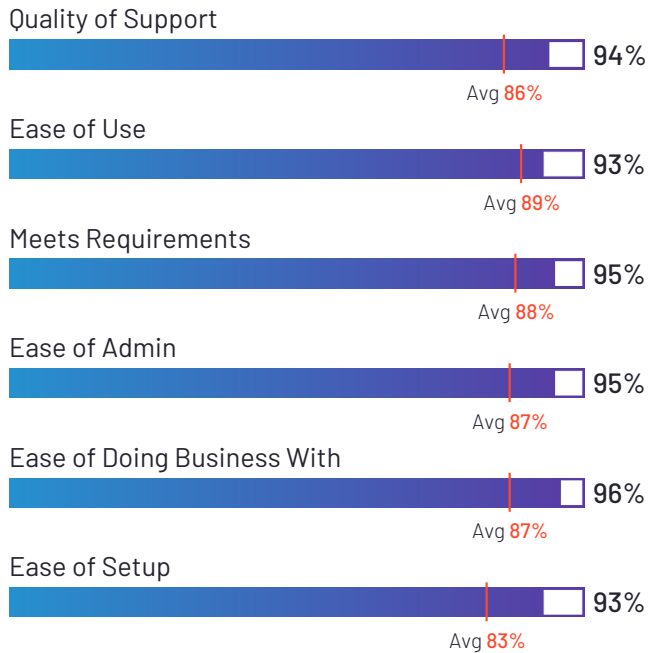
Fingercheck Payroll

4.7 ★★★★★ (213)



Fingercheck Payroll has been named a High Performer product based on having high customer Satisfaction scores and a low Market Presence compared to the rest of the category. 93% of users rated it 4 or 5 stars, 95% of users believe it is headed in the right direction, and users said they would be likely to recommend Fingercheck Payroll at a rate of 94%. Fingercheck Payroll is also in the Time Tracking, Applicant Tracking Systems (ATS), Core HR, Onboarding, and Benefits Administration categories.

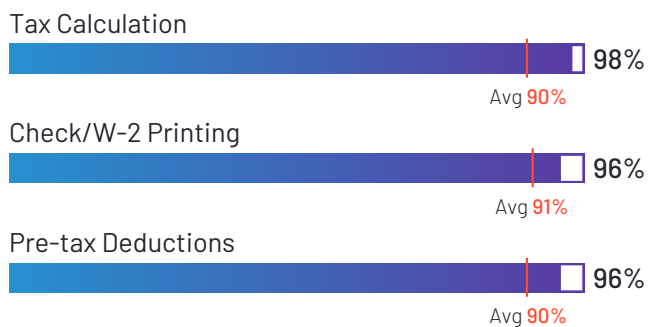
Satisfaction Ratings



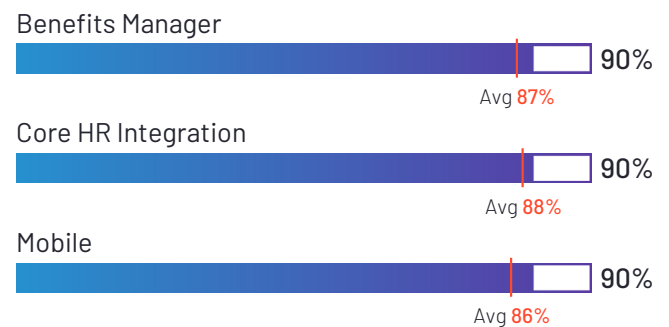
Top Industries Represented



Highest-Rated Features



Lowest-Rated Features



Ownership
Fingercheck



HQ Location
Brooklyn, NY



Year Founded
2013



Employees (Listed On LinkedIn)
108



Company Website
fingercheck.com



Akrivia HCM

Akrivia HCM

5.0 ★★★★★ (49)



Akrivia HCM has been named a High Performer product based on having high customer Satisfaction scores and a low Market Presence compared to the rest of the category. 100% of users rated it 4 or 5 stars, 100% of users believe it is headed in the right direction, and users said they would be likely to recommend Akrivia HCM at a rate of 100%. Akrivia HCM is also in the Core HR, Onboarding, Time & Attendance, Employee Engagement, and Performance Management categories.

Satisfaction Ratings

Quality of Support



Ease of Use



Meets Requirements



Ease of Admin




Ease of Doing Business With



Ease of Setup



Top Industries Represented



*N/A is displayed when fewer than five responses were received for the question.



Ownership

Akrivia Automation
Pvt Ltd



HQ Location

Visakhapatnam, AP



Year Founded

2016

Employees (Listed
On LinkedIn)

104



Company Website

akriviahcm.com



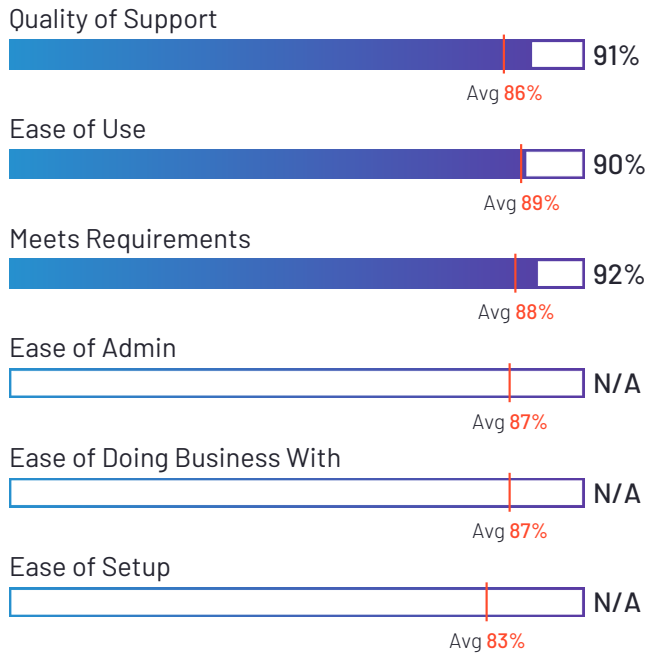
Darwinbox

4.3 ★★★★★ (91)



Darwinbox has been named a High Performer product based on having high customer Satisfaction scores and a low Market Presence compared to the rest of the category. 93% of users rated it 4 or 5 stars, 80% of users believe it is headed in the right direction, and users said they would be likely to recommend Darwinbox at a rate of 87%. Darwinbox is also in the HR Analytics, Human Resource Management Systems, Performance Management, Core HR, Applicant Tracking Systems (ATS), Onboarding, and Recruiting Automation categories.

Satisfaction Ratings



Top Industries Represented



*N/A is displayed when fewer than five responses were received for the question.



Ownership
Darwinbox Digital Solutions



HQ Location
Hyderabad



Year Founded
2015



Employees (Listed On LinkedIn)
1,142



Company Website
darwinbox.com



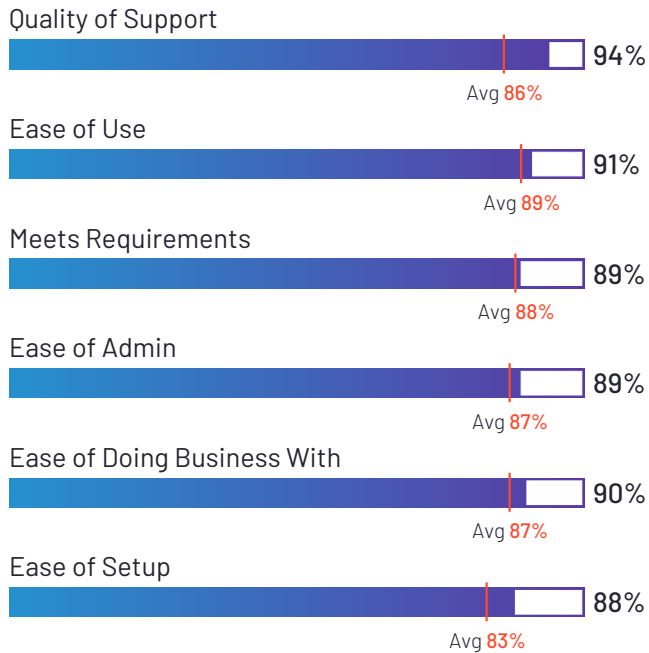
247HRM

4.4 ★★★★★ (160)

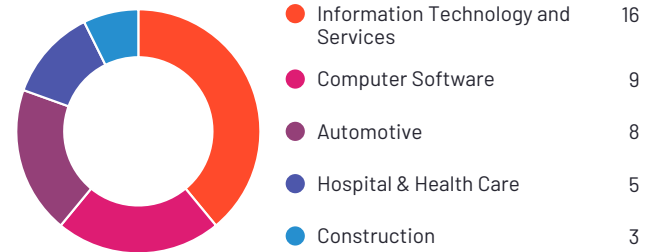


247HRM has been named a High Performer product based on having high customer Satisfaction scores and a low Market Presence compared to the rest of the category. 97% of users rated it 4 or 5 stars, 91% of users believe it is headed in the right direction, and users said they would be likely to recommend 247HRM at a rate of 88%. 247HRM is also in the Expense Management, Core HR, Performance Management, Absence Management, and Time Tracking categories.

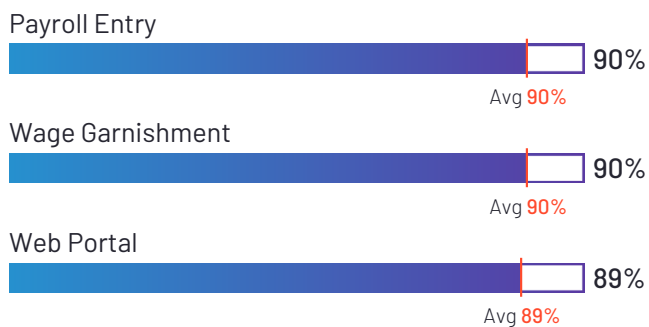
Satisfaction Ratings



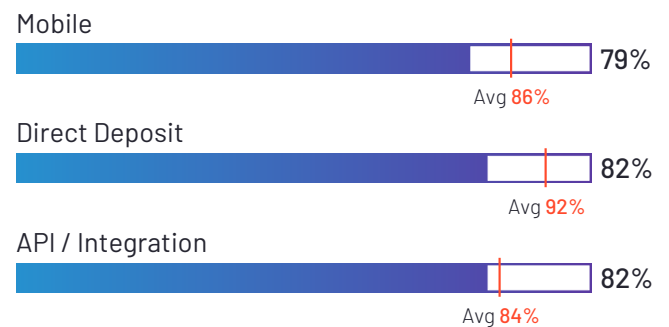
Top Industries Represented



Highest-Rated Features



Lowest-Rated Features



Ownership
247HRM



HQ Location
Hyderabad, Telangana



Year Founded
2000



Employees (Listed On LinkedIn)
10



Company Website
www.247hrm.com



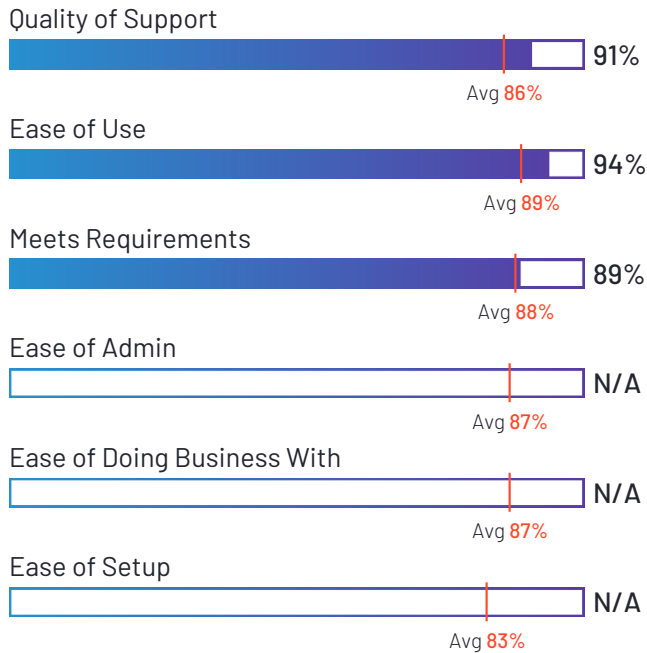
Oyster

4.4 ★★★★★ (100)



Oyster has been named a High Performer product based on having high customer Satisfaction scores and a low Market Presence compared to the rest of the category. 95% of users rated it 4 or 5 stars, 60% of users believe it is headed in the right direction, and users said they would be likely to recommend Oyster at a rate of 91%. Oyster is also in the Multi-Country Payroll, Contractor Payments, and Contractor Management categories.

Satisfaction Ratings



Top Industries Represented



*N/A is displayed when fewer than five responses were received for the question.



Ownership
Oyster



HQ Location
US



Year Founded
2020



Employees (Listed On LinkedIn)
632



Company Website
oysterhr.com



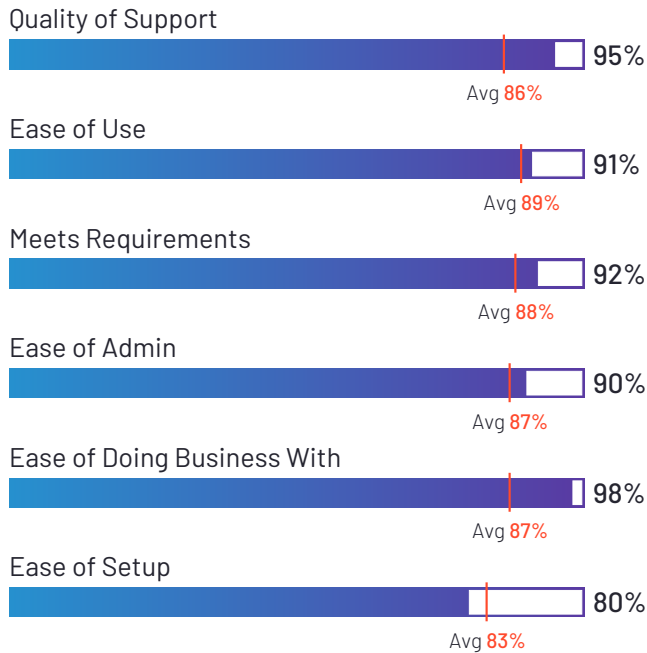
Netchex

4.7 ★★★★★ (64)



Netchex has been named a High Performer product based on having high customer Satisfaction scores and a low Market Presence compared to the rest of the category. 100% of users rated it 4 or 5 stars, 84% of users believe it is headed in the right direction, and users said they would be likely to recommend Netchex at a rate of 96%. Netchex is also in the Core HR, Benefits Administration, Employee Scheduling, Time & Attendance, Workforce Management, and HR Compliance categories.

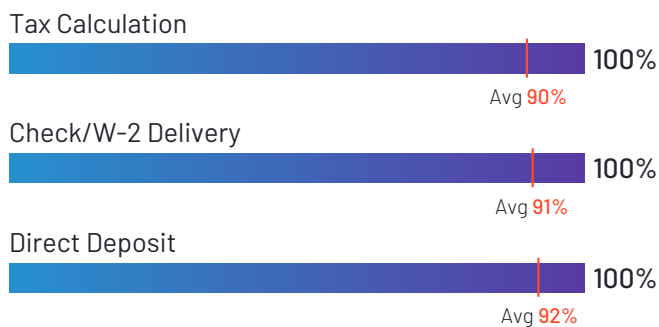
Satisfaction Ratings



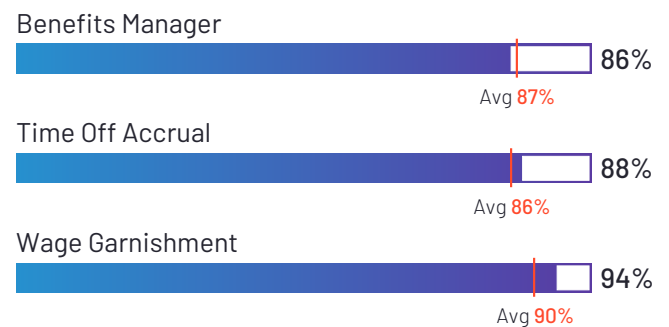
Top Industries Represented



Highest-Rated Features



Lowest-Rated Features



Ownership
Netchex



HQ Location
Covington, LA



Year Founded
2003



Employees (Listed On LinkedIn)
259



Company Website
netchexonline.com



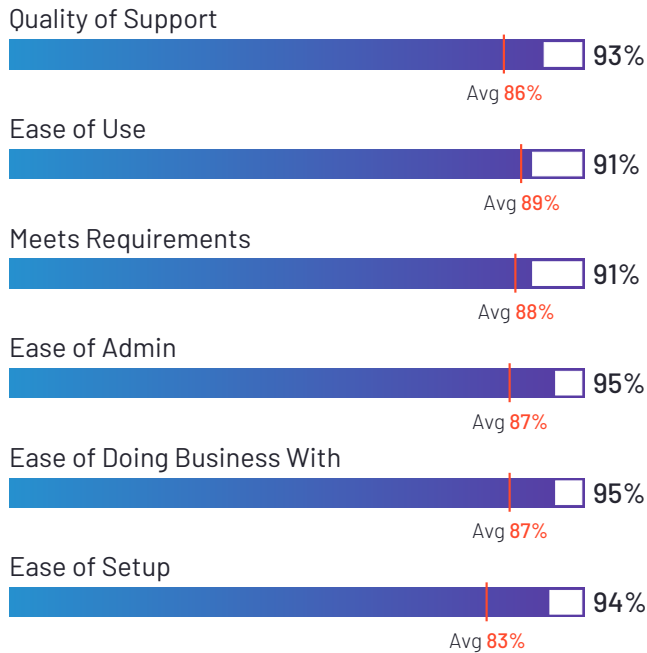
EPAY HCM

4.7 ★★★★★ (160)



EPAY HCM has been named a High Performer product based on having high customer Satisfaction scores and a low Market Presence compared to the rest of the category. 97% of users rated it 4 or 5 stars, 95% of users believe it is headed in the right direction, and users said they would be likely to recommend EPAY HCM at a rate of 94%. EPAY HCM is also in the Time Tracking, Core HR, Workforce Management, Applicant Tracking Systems (ATS), Performance Management, Onboarding, Benefits Administration, Corporate Learning Management Systems, Human Resource Management Systems, and Time & Attendance categories.

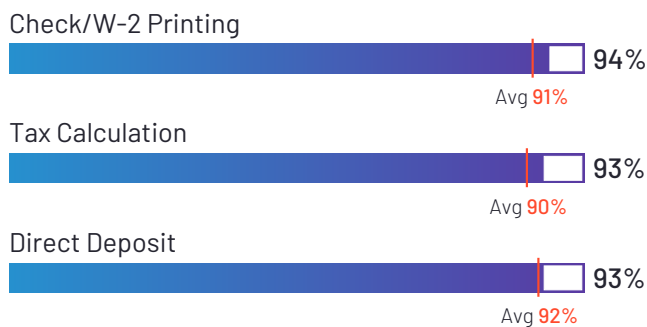
Satisfaction Ratings



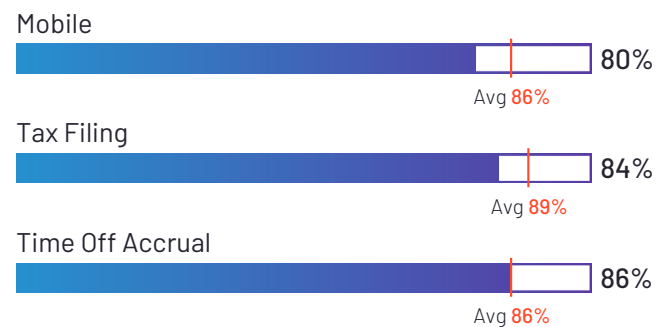
Top Industries Represented



Highest-Rated Features



Lowest-Rated Features



Ownership
EPAY Systems



HQ Location
Chicago, IL



Year Founded
2001



Employees (Listed On LinkedIn)
126



Company Website
epaysystems.com



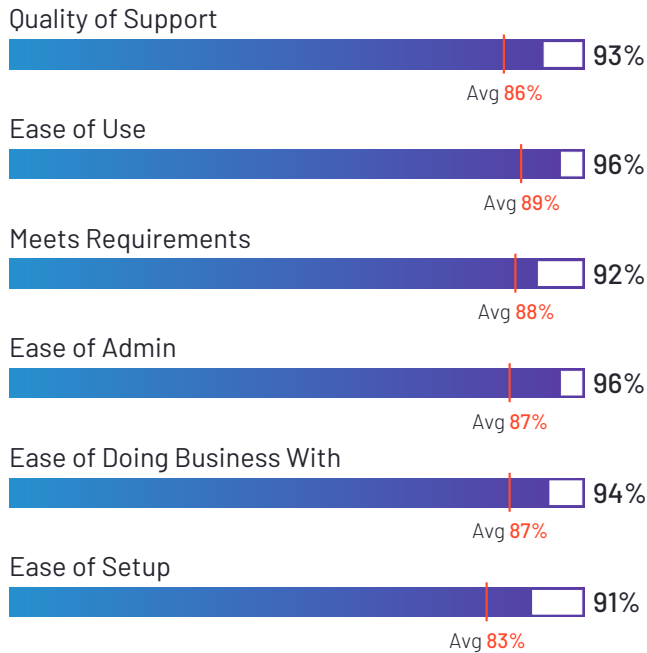
HROne

4.6 ★★★★★ (95)




HROne has been named a High Performer product based on having high customer Satisfaction scores and a low Market Presence compared to the rest of the category. 96% of users rated it 4 or 5 stars, 86% of users believe it is headed in the right direction, and users said they would be likely to recommend HROne at a rate of 90%. HROne is also in the Time & Attendance, HR Case Management, Applicant Tracking Systems (ATS), Time Tracking, Core HR, Workforce Management, Performance Management, Human Resource Management Systems, Employee Scheduling, and Absence Management categories.


Satisfaction Ratings



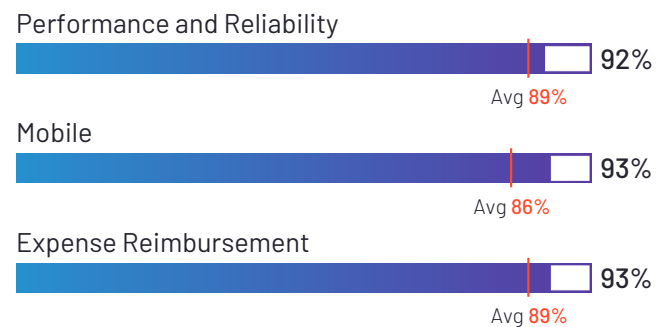
Top Industries Represented



Highest-Rated Features



Lowest-Rated Features



Ownership
HROne



HQ Location
Noida



Year Founded
2016



Employees (Listed On LinkedIn)
151



Company Website
hrone.cloud



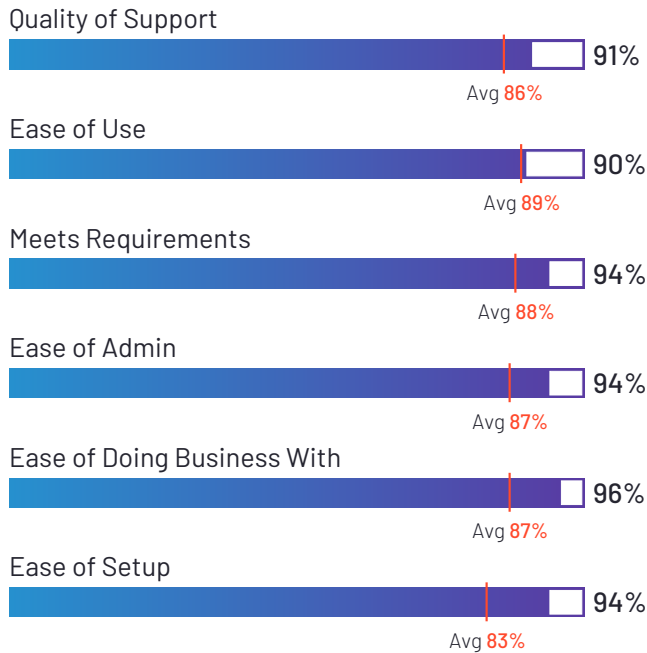
Checkwriters

4.5 ★★★★★ (51)



Checkwriters has been named a High Performer product based on having high customer Satisfaction scores and a low Market Presence compared to the rest of the category. 96% of users rated it 4 or 5 stars, 90% of users believe it is headed in the right direction, and users said they would be likely to recommend Checkwriters at a rate of 93%. Checkwriters is also in the Benefits Support, Onboarding, Applicant Tracking Systems (ATS), Benefits Administration, Time Tracking, Core HR, and Performance Management categories.

Satisfaction Ratings



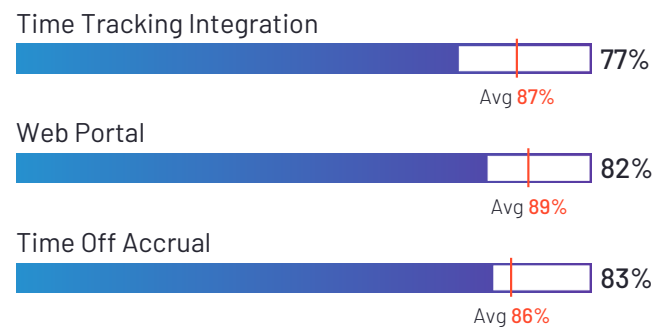
Top Industries Represented



Highest-Rated Features



Lowest-Rated Features



Ownership
Checkwriters



HQ Location
Northampton,
Massachusetts



Year Founded
1989



**Employees (Listed
On LinkedIn)**
68



Company Website
checkwriters.com

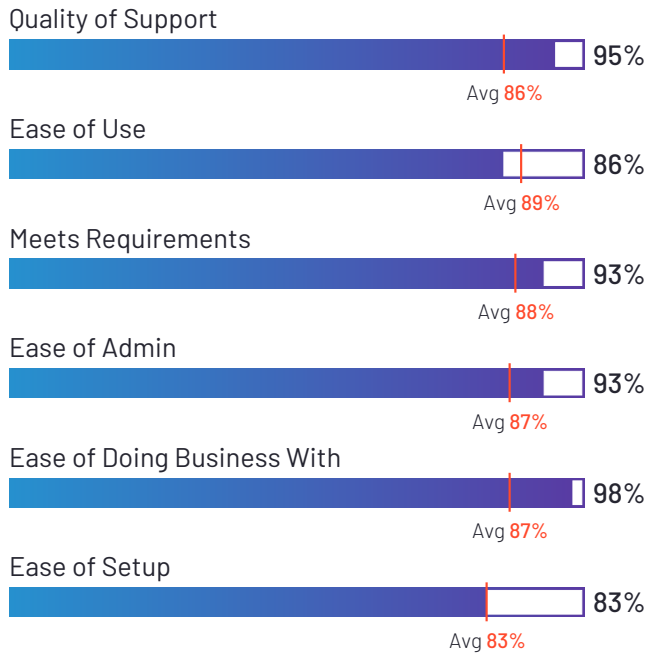


4.6 ★★★★★ (37)

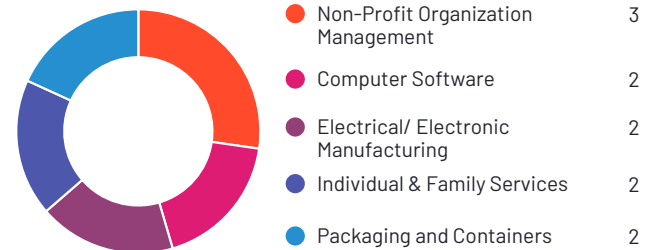


Paypro Workforce Management has been named a High Performer product based on having high customer Satisfaction scores and a low Market Presence compared to the rest of the category. 100% of users rated it 4 or 5 stars, 77% of users believe it is headed in the right direction, and users said they would be likely to recommend Paypro Workforce Management at a rate of 93%. Paypro Workforce Management is also in the Time Tracking, Core HR, Workforce Management, and Time & Attendance categories.

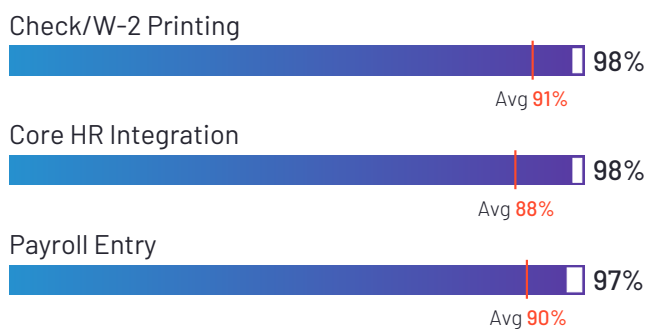
Satisfaction Ratings



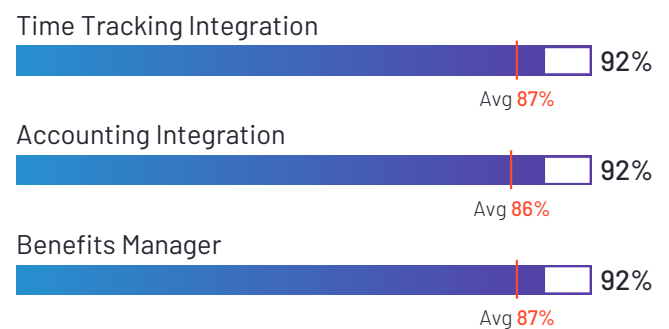
Top Industries Represented



Highest-Rated Features



Lowest-Rated Features



Ownership
Paypro Workforce Management



HQ Location
Hauppauge, New York



Year Founded
1992



Employees (Listed On LinkedIn)
45



Company Website
payprocorp.com



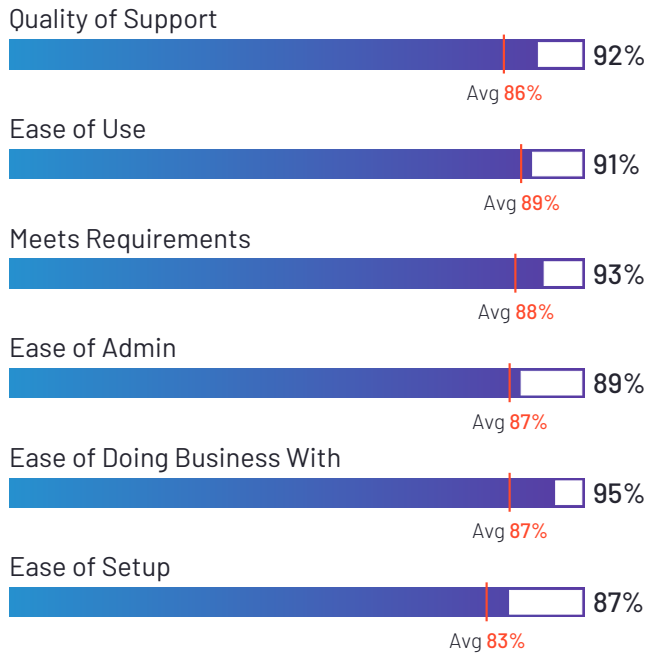
Greenshades

4.3 ★★★★★ (38)



Greenshades has been named a High Performer product based on having high customer Satisfaction scores and a low Market Presence compared to the rest of the category. 86% of users rated it 4 or 5 stars, 90% of users believe it is headed in the right direction, and users said they would be likely to recommend Greenshades at a rate of 88%. Greenshades is also in the Benefits Administration and Benefits Support categories.

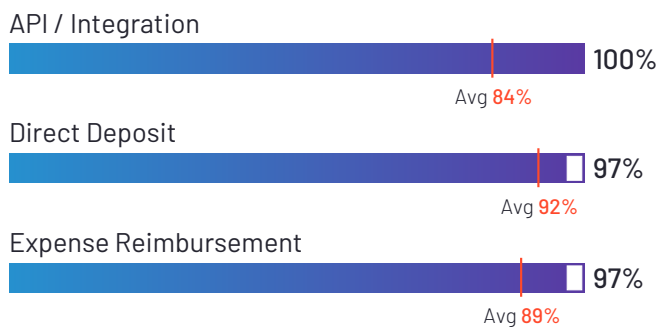
Satisfaction Ratings



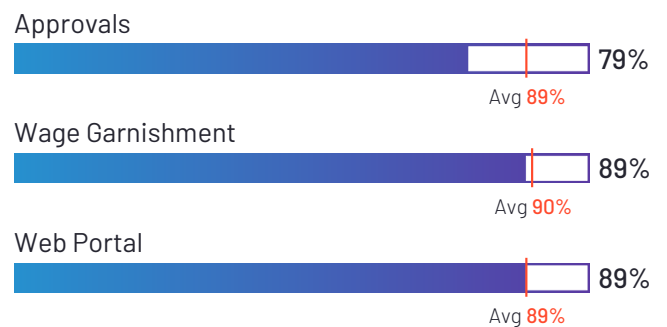
Top Industries Represented



Highest-Rated Features



Lowest-Rated Features



Ownership
Greenshades Software



HQ Location
Jacksonville, FL



Year Founded
2002



Employees (Listed On LinkedIn)
157



Company Website
go.greenshades.com



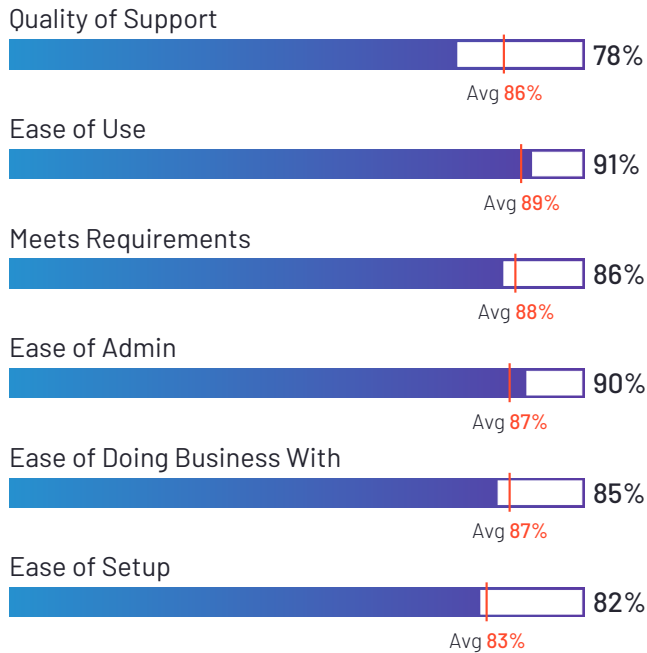
Employment Hero

4.6 ★★★★★ (113)



Employment Hero has been named a High Performer product based on having high customer Satisfaction scores and a low Market Presence compared to the rest of the category. 97% of users rated it 4 or 5 stars, 100% of users believe it is headed in the right direction, and users said they would be likely to recommend Employment Hero at a rate of 91%. Employment Hero is also in the Vaccine Tracking, Time & Attendance, Employee Recognition, HR Analytics, Onboarding, Applicant Tracking Systems (ATS), Employee Engagement, Core HR, Workforce Management, Performance Management, Corporate Learning Management Systems, and Benefits Administration categories.

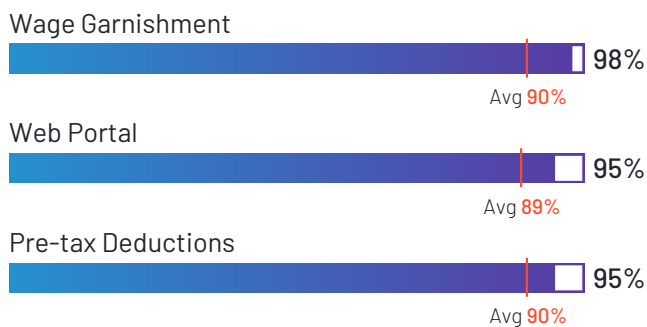
Satisfaction Ratings



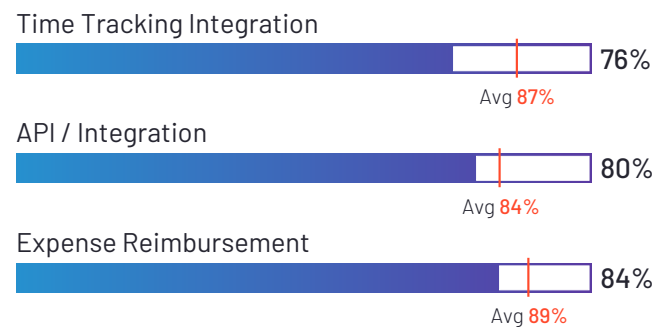
Top Industries Represented



Highest-Rated Features



Lowest-Rated Features



Ownership
Employment Hero



HQ Location
Sydney, NSW



Year Founded
2014



Employees (Listed On LinkedIn)
603



Company Website
employmenthero.com

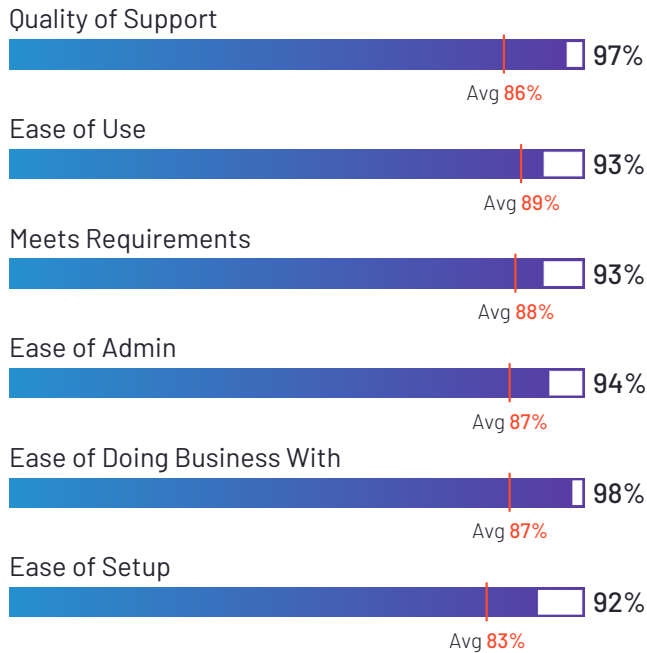
Multiplier

4.5 ★★★★★ (159)

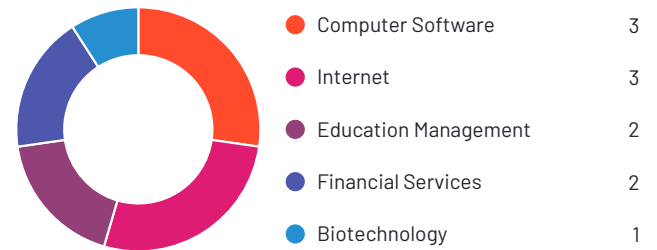


Multiplier has been named a High Performer product based on having high customer Satisfaction scores and a low Market Presence compared to the rest of the category. 100% of users rated it 4 or 5 stars, 80% of users believe it is headed in the right direction, and users said they would be likely to recommend Multiplier at a rate of 96%. Multiplier is also in the Multi-Country Payroll, Core HR, and Contractor Management categories.


Satisfaction Ratings



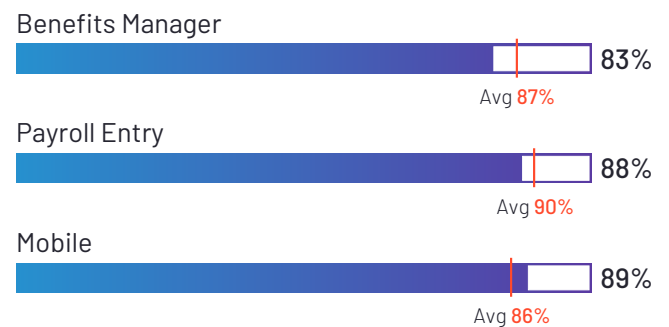
Top Industries Represented



Highest-Rated Features



Lowest-Rated Features



Ownership
Multiplier



HQ Location
Singapore



Year Founded
2020



Employees (Listed On LinkedIn)
386



Company Website
usemultiplier.com



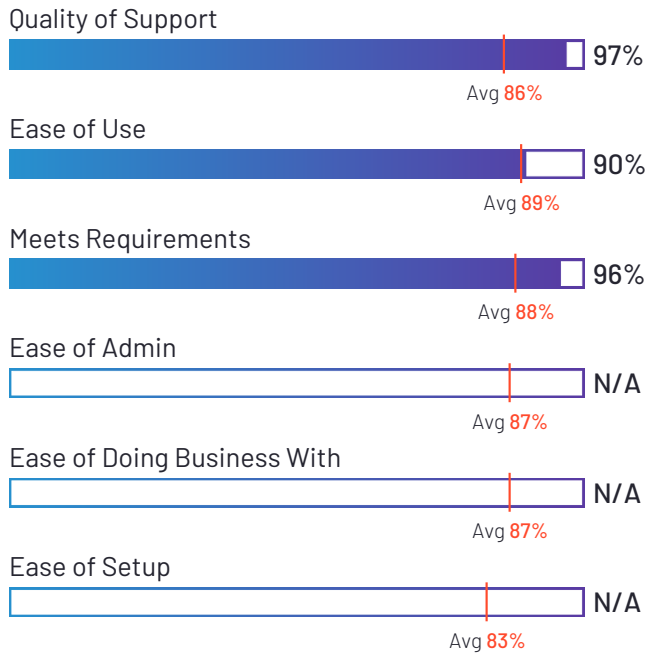
ZenHR

4.7 ★★★★★ (42)



ZenHR has been named a High Performer product based on having high customer Satisfaction scores and a low Market Presence compared to the rest of the category. 100% of users rated it 4 or 5 stars, 90% of users believe it is headed in the right direction, and users said they would be likely to recommend ZenHR at a rate of 97%. ZenHR is also in the Core HR, Absence Management, Time Tracking, Time & Attendance, Onboarding, Performance Management, Applicant Tracking Systems (ATS), Video Interviewing, and Interview Scheduling categories.

Satisfaction Ratings

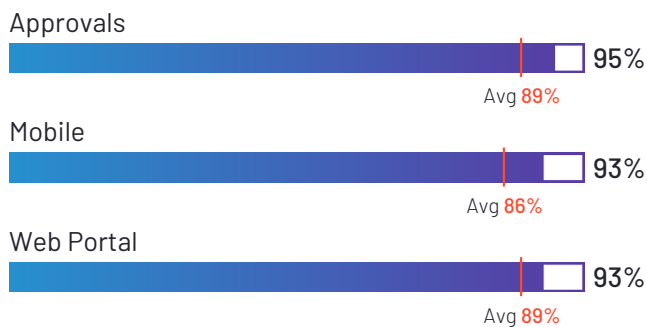


*N/A is displayed when fewer than five responses were received for the question.

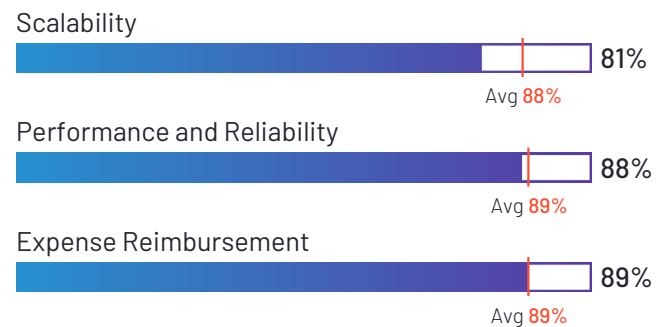
Top Industries Represented



Highest-Rated Features



Lowest-Rated Features



Ownership
ZenHR Solutions



Year Founded
2017



Employees (Listed On LinkedIn)
143



Company Website
www.zenhr.com



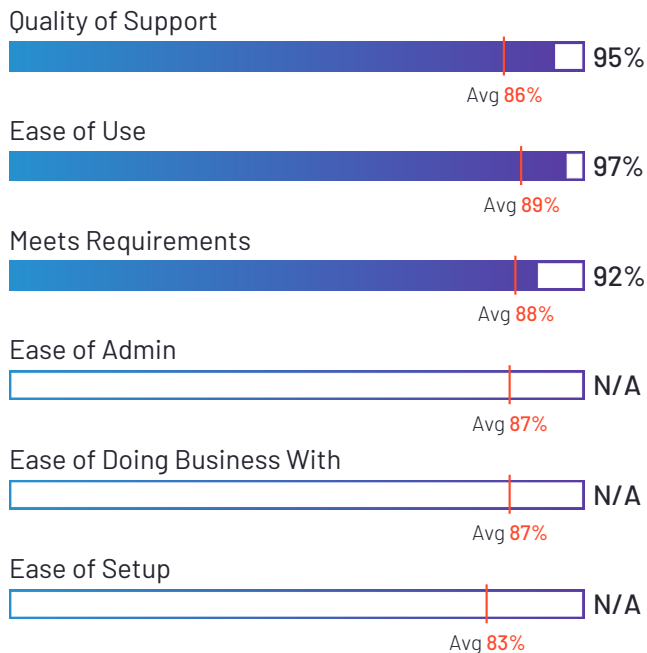
Paybooks

4.5 ★★★★★ (23)



Paybooks has been named a High Performer product based on having high customer Satisfaction scores and a low Market Presence compared to the rest of the category. 93% of users rated it 4 or 5 stars, 91% of users believe it is headed in the right direction, and users said they would be likely to recommend Paybooks at a rate of 90%.

Satisfaction Ratings

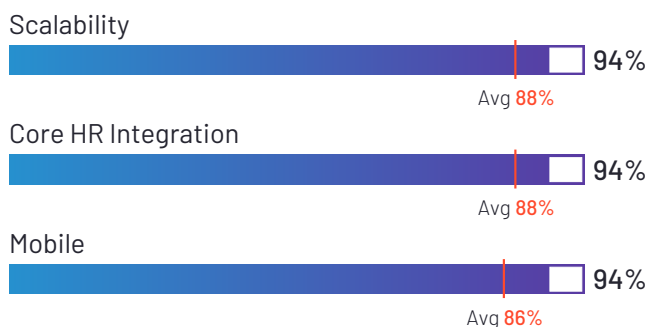


*N/A is displayed when fewer than five responses were received for the question.

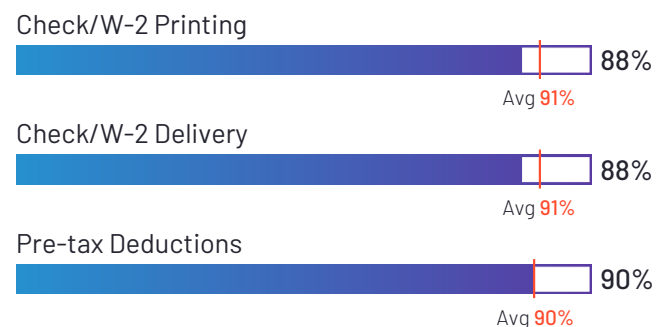
Top Industries Represented



Highest-Rated Features



Lowest-Rated Features



Ownership
Paybooks



HQ Location
Bengaluru, Karnataka



Year Founded
2012



Employees (Listed On LinkedIn)
78



Company Website
paybooks.in

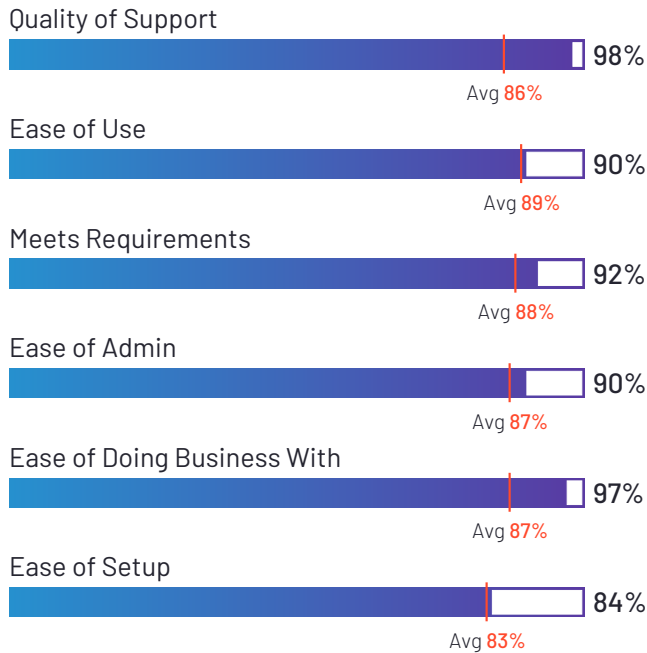


4.7 ★★★★★ (51)



Fuse Workforce Management has been named a High Performer product based on having high customer Satisfaction scores and a low Market Presence compared to the rest of the category. 100% of users rated it 4 or 5 stars, 95% of users believe it is headed in the right direction, and users said they would be likely to recommend Fuse at a rate of 96%. Fuse is also in the Time Tracking, Core HR, and Workforce Management categories.

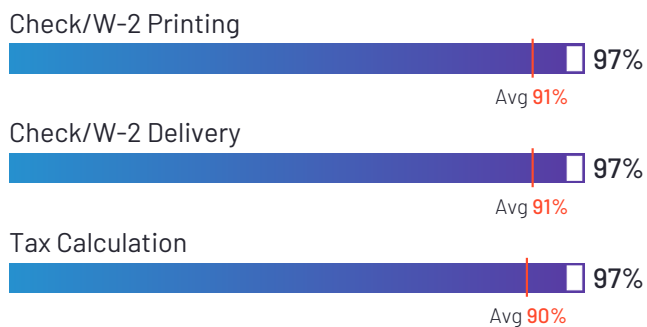
Satisfaction Ratings



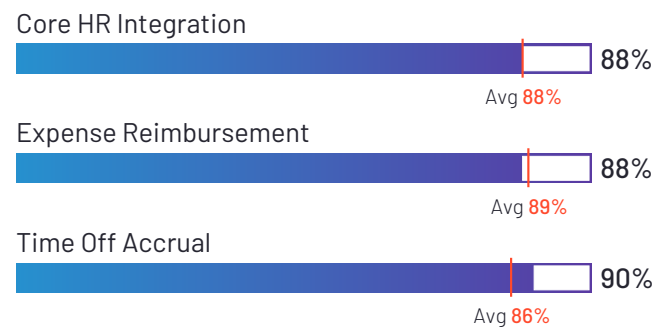
Top Industries Represented



Highest-Rated Features



Lowest-Rated Features



Ownership
Fuse Workforce Management



HQ Location
Delray Beach, FL



Year Founded
2003



Employees (Listed On LinkedIn)
7



Company Website
fuseworkforce.com



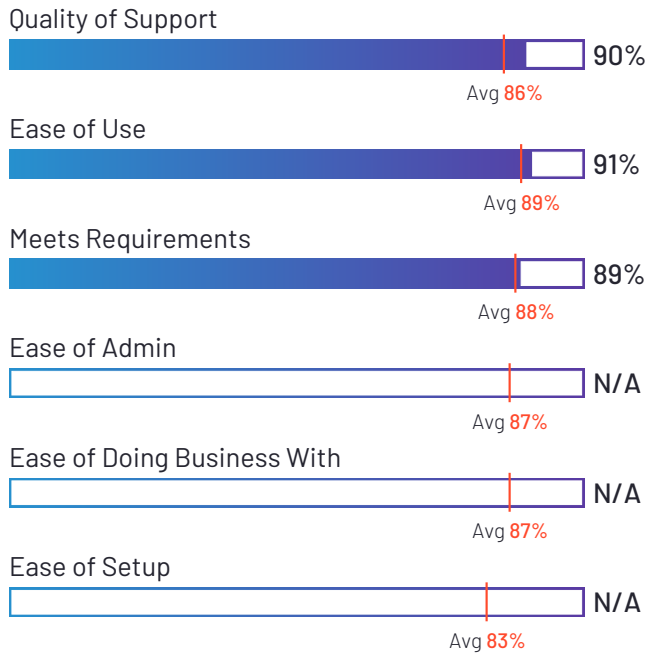
PDS Vista

4.3 ★★★★★ (22)



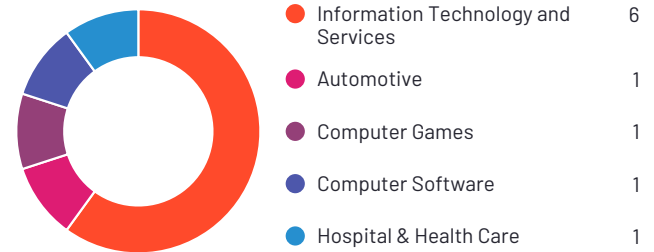
PDS Vista has been named a High Performer product based on having high customer Satisfaction scores and a low Market Presence compared to the rest of the category. 92% of users rated it 4 or 5 stars, 100% of users believe it is headed in the right direction, and users said they would be likely to recommend Vista at a rate of 88%. Vista is also in the Human Resource Management Systems, Core HR, Benefits Administration, Workforce Management, and Applicant Tracking Systems (ATS) categories.

Satisfaction Ratings




*N/A is displayed when fewer than five responses were received for the question.

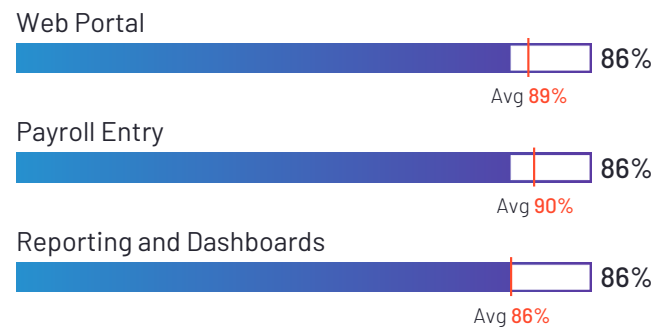
Top Industries Represented



Highest-Rated Features



Lowest-Rated Features



Ownership
Personnel Data
Systems Inc.



HQ Location
Blue Bell, PA



Year Founded
1974



**Employees (Listed
On LinkedIn)**
59



Company Website
pdssoftware.com



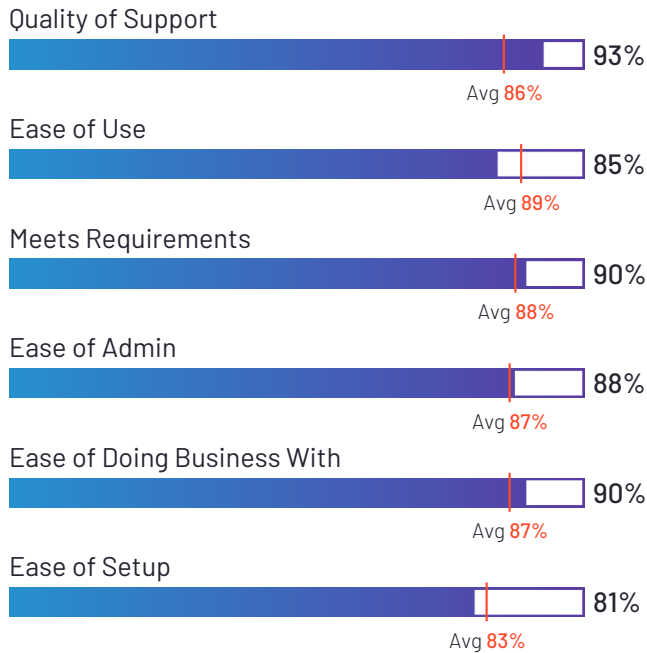
OnePoint HCM

4.3 ★★★★★ (62)



OnePoint HCM has been named a High Performer product based on having high customer Satisfaction scores and a low Market Presence compared to the rest of the category. 90% of users rated it 4 or 5 stars, 89% of users believe it is headed in the right direction, and users said they would be likely to recommend OnePoint HCM at a rate of 86%. OnePoint HCM is also in the Applicant Tracking Systems (ATS), Workforce Management, and Core HR categories.

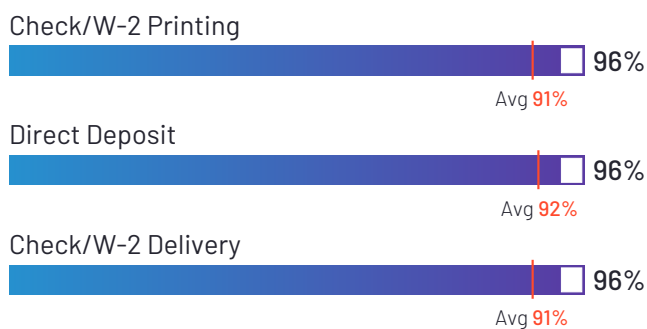
Satisfaction Ratings



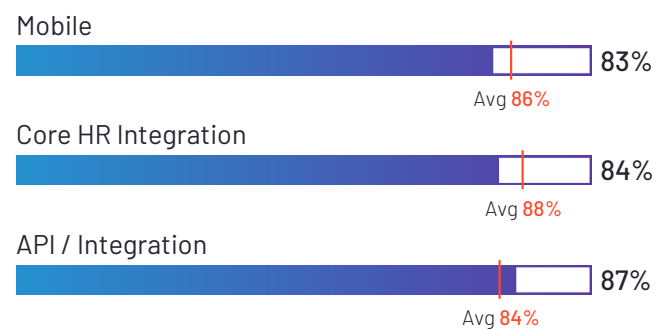
Top Industries Represented



Highest-Rated Features



Lowest-Rated Features



Ownership
Onepoint Human
Capital Management



HQ Location
Selma, CA



Year Founded
2008



**Employees (Listed
On LinkedIn)**
30



Company Website
onepointhcm.com



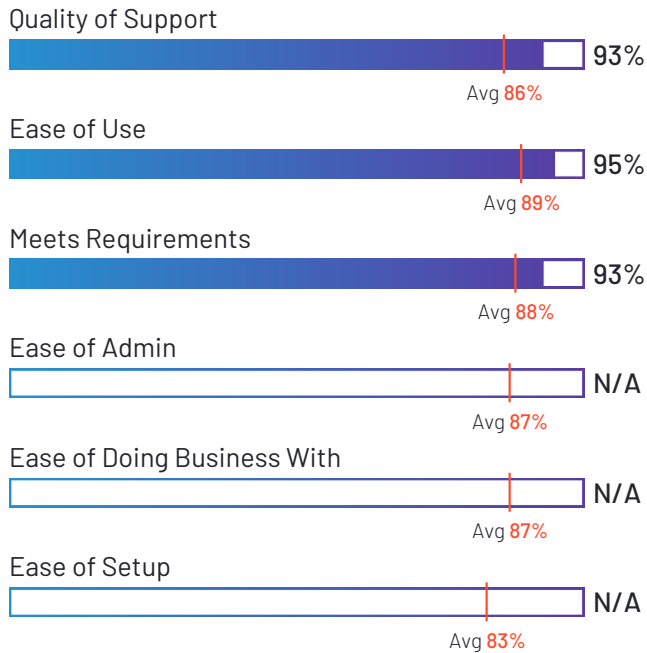
UZIO Payroll & HR

4.4 ★★★★★ (86)

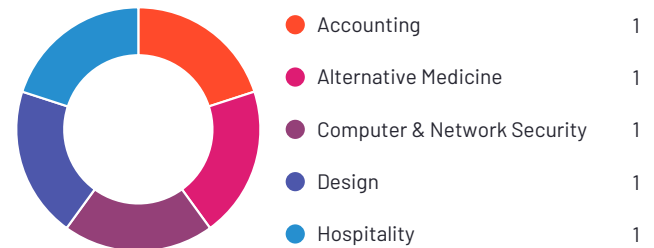


UZIO Payroll & HR has been named a High Performer product based on having high customer Satisfaction scores and a low Market Presence compared to the rest of the category. 100% of users rated it 4 or 5 stars, 50% of users believe it is headed in the right direction, and users said they would be likely to recommend UZIO Payroll & HR at a rate of 88%. UZIO Payroll & HR is also in the Benefits Administration, Core HR, and Time & Attendance categories.

Satisfaction Ratings



Top Industries Represented



*N/A is displayed when fewer than five responses were received for the question.



Ownership
Uzio



HQ Location
Great Falls, Virginia



Year Founded
2018



Employees (Listed On LinkedIn)
85



Company Website
www.uzio.com

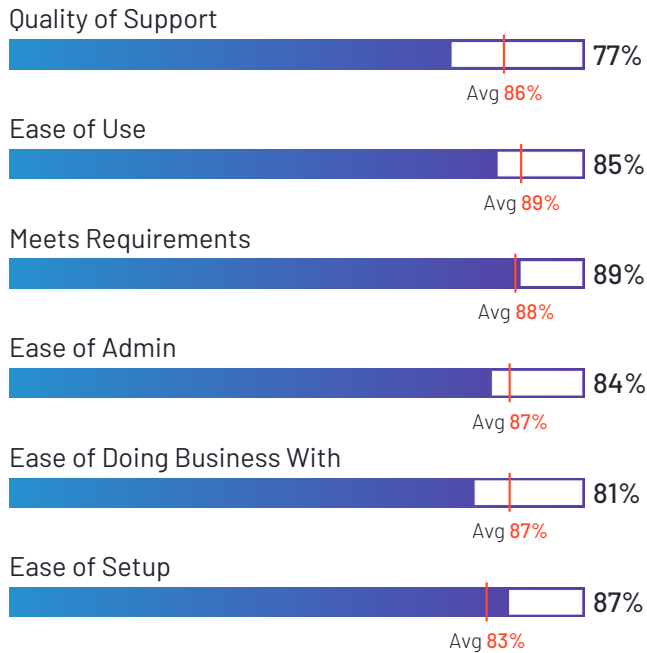


ADP Vantage HCM

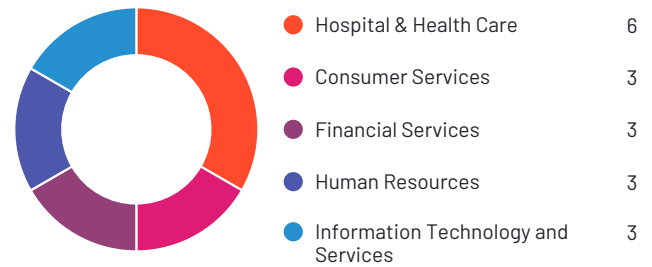
3.9 ★★★★★ (233)

ADP Vantage HCM has been named a Contender product based on having a relatively low customer Satisfaction score and large Market Presence compared to the rest of the category. While they may have positive reviews, they do not have enough reviews to validate those ratings. 84% of users rated it 4 or 5 stars, 74% of users believe it is headed in the right direction, and users said they would be likely to recommend Vantage HCM at a rate of 78%. Vantage HCM is also in the HR Service Delivery, Multi-Country Payroll, Time & Attendance, Core HR, Workforce Management, Benefits Administration, and Absence Management categories.

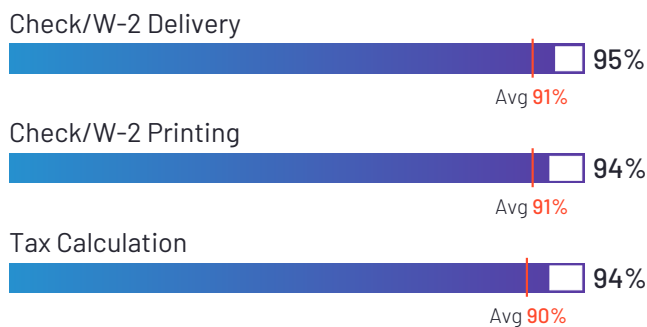
Satisfaction Ratings



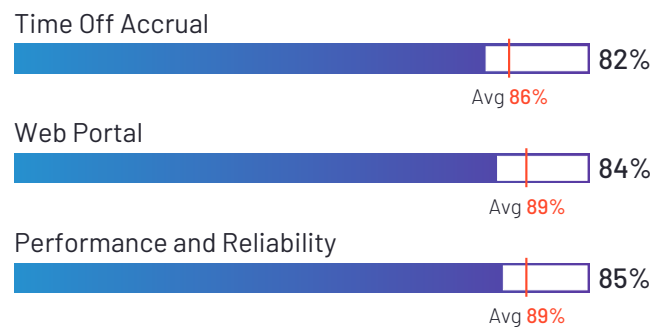
Top Industries Represented



Highest-Rated Features



Lowest-Rated Features



Ownership
ADP



HQ Location
Roseland, New Jersey



Year Founded
1949



Total Revenue
\$14,590 (USD MM)



Employees (Listed On LinkedIn)
72,990



Company Website
adp.com

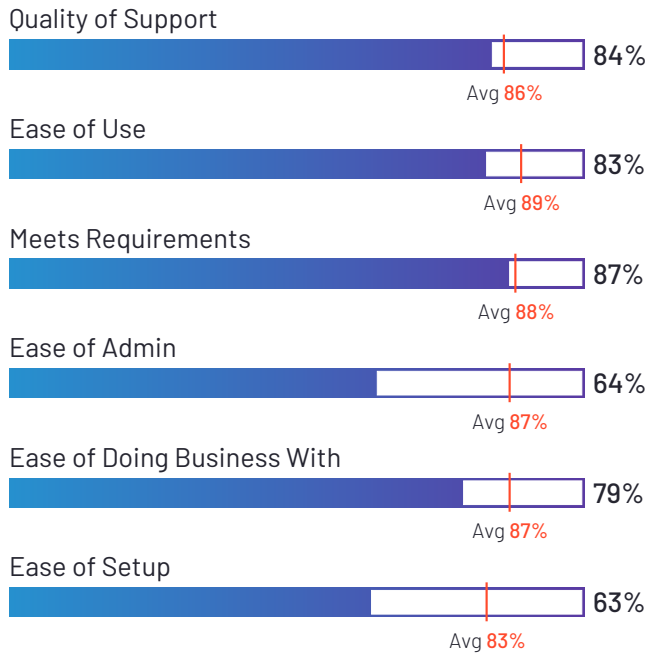


Workday HCM

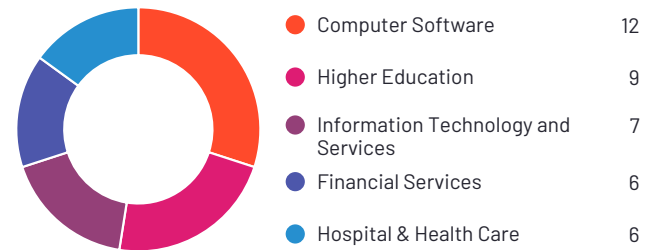
4.0 ★★★★★ (1,197)

Workday HCM has been named a Contender product based on having a relatively low customer Satisfaction score and large Market Presence compared to the rest of the category. While they may have positive reviews, they do not have enough reviews to validate those ratings. 88% of users rated it 4 or 5 stars, 80% of users believe it is headed in the right direction, and users said they would be likely to recommend Workday HCM at a rate of 79%. Workday HCM is also in the Pay Equity, Healthcare HR, Multi-Country Payroll, Career Management, Onboarding, Applicant Tracking Systems (ATS), Benefits Administration, Corporate Learning Management Systems, Time Tracking, Core HR, Performance Management, and Human Resource Management Systems categories.

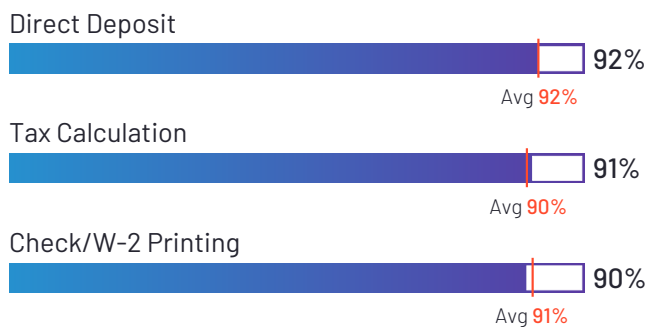
Satisfaction Ratings



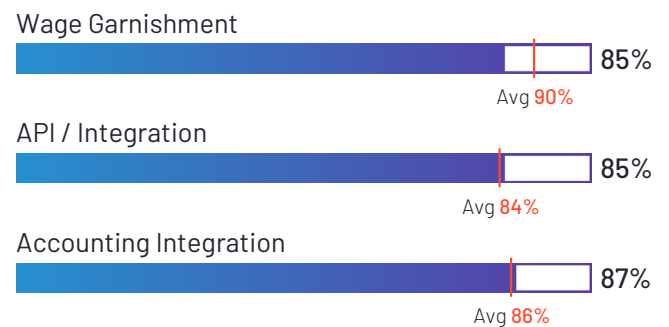
Top Industries Represented



Highest-Rated Features



Lowest-Rated Features



Ownership
Workday



HQ Location
Pleasanton, CA



Year Founded
2005



Total Revenue
\$4,318 (USD MM)



Employees (Listed On LinkedIn)
19,059



Company Website
workday.com

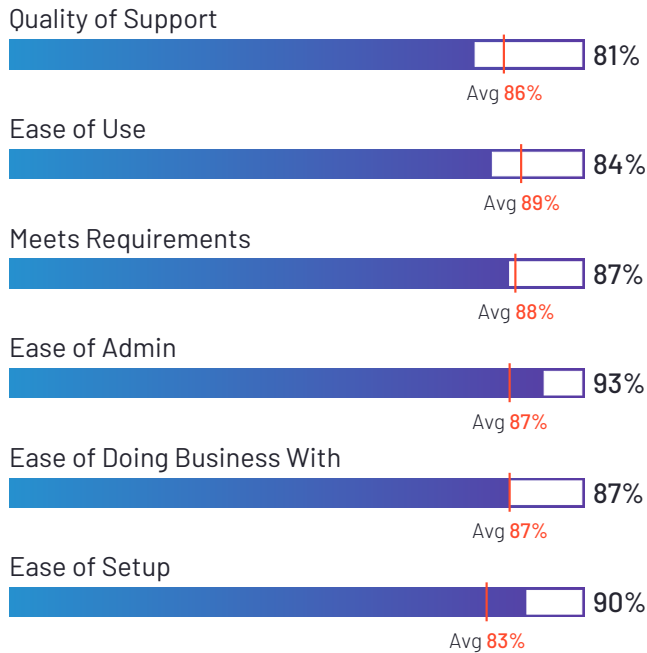


Oracle PeopleSoft

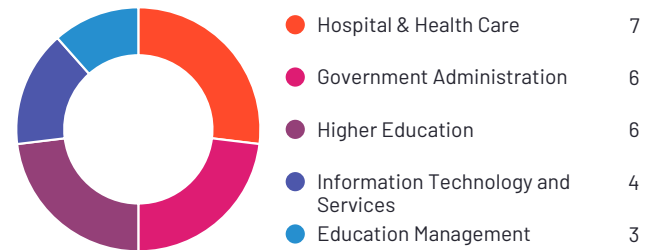
3.7 ★★★★★ (656)

Oracle PeopleSoft has been named a Contender product based on having a relatively low customer Satisfaction score and large Market Presence compared to the rest of the category. While they may have positive reviews, they do not have enough reviews to validate those ratings. 78% of users rated it 4 or 5 stars, 76% of users believe it is headed in the right direction, and users said they would be likely to recommend Oracle PeopleSoft at a rate of 80%. Oracle PeopleSoft is also in the Applicant Tracking Systems (ATS), ERP Systems, Benefits Administration, Corporate Learning Management Systems, Core HR, Workforce Management, Accounting, Performance Management, Human Resource Management Systems, and Multi-Country Payroll categories.

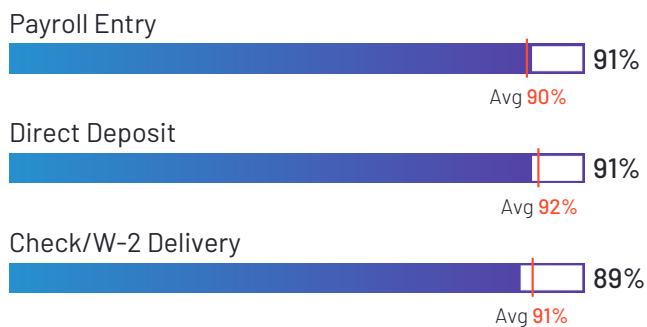
Satisfaction Ratings



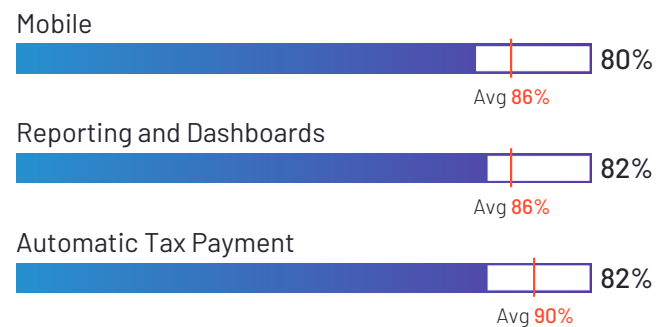
Top Industries Represented



Highest-Rated Features



Lowest-Rated Features



Ownership
Oracle



HQ Location
Austin, TX



Year Founded
1977



Total Revenue
\$39,068 (USD MM)



Employees (Listed On LinkedIn)
205,668



Company Website
www.oracle.com

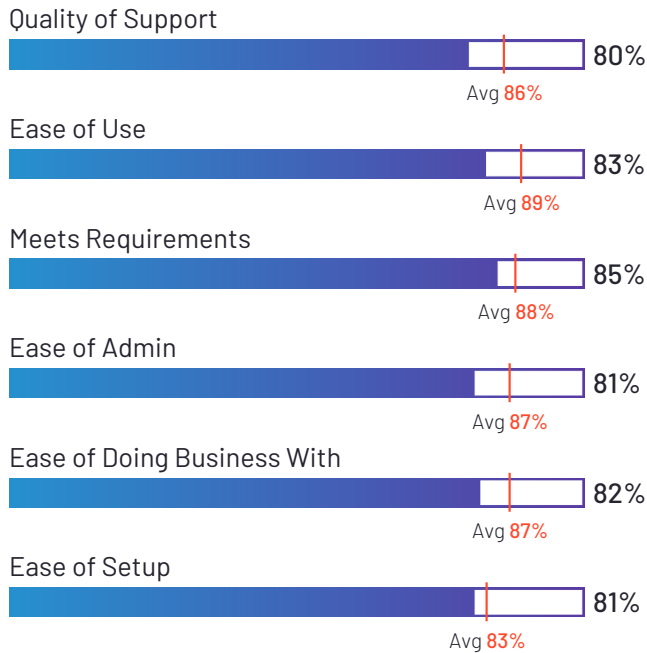


TriNet

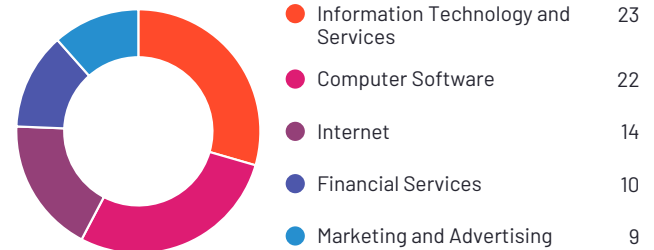
4.0 ★★★★★ (552)

TriNet has been named a Contender product based on having a relatively low customer Satisfaction score and large Market Presence compared to the rest of the category. While they may have positive reviews, they do not have enough reviews to validate those ratings. 79% of users rated it 4 or 5 stars, 75% of users believe it is headed in the right direction, and users said they would be likely to recommend TriNet at a rate of 74%. TriNet is also in the PEO Providers, Time Tracking, Core HR, and Performance Management categories.

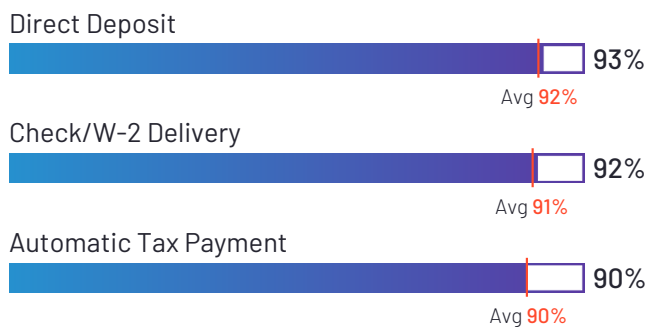
Satisfaction Ratings



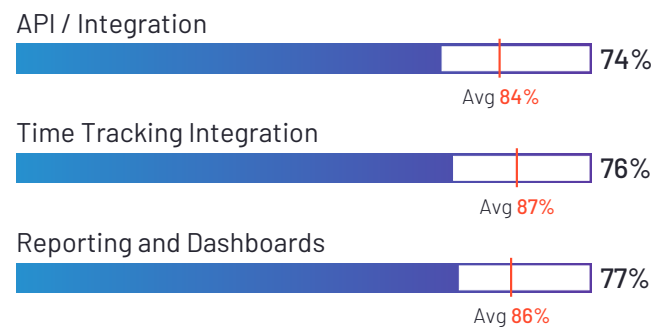
Top Industries Represented



Highest-Rated Features



Lowest-Rated Features



Ownership
TriNet



HQ Location
Dublin, CA



Year Founded
1988



Total Revenue
\$4,034 (USD MM)



Employees (Listed On LinkedIn)
3,749



Company Website
www.trinet.com

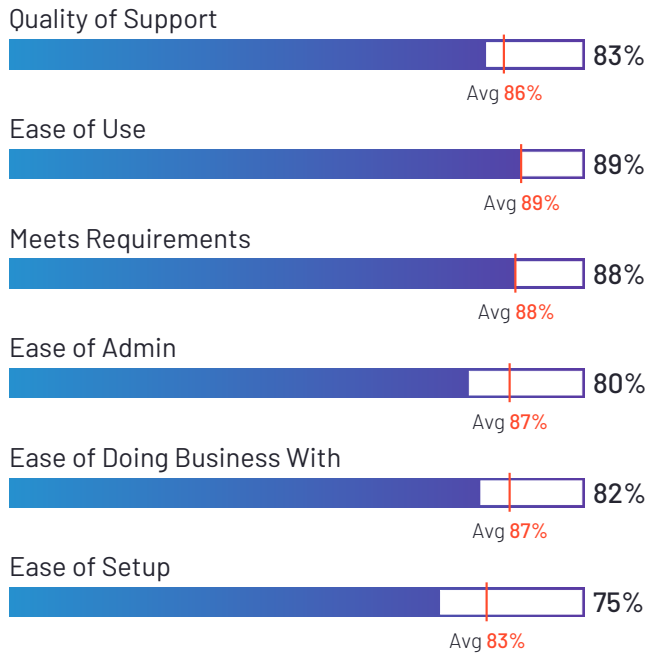


QuickBooks Desktop Enterprise

4.2 ★★★★★ (785)

QuickBooks Desktop Enterprise has been named a Contender product based on having a relatively low customer Satisfaction score and large Market Presence compared to the rest of the category. While they may have positive reviews, they do not have enough reviews to validate those ratings. 91% of users rated it 4 or 5 stars, 77% of users believe it is headed in the right direction, and users said they would be likely to recommend QB Enterprise at a rate of 86%. QB Enterprise is also in the Accounting and ERP Systems categories.

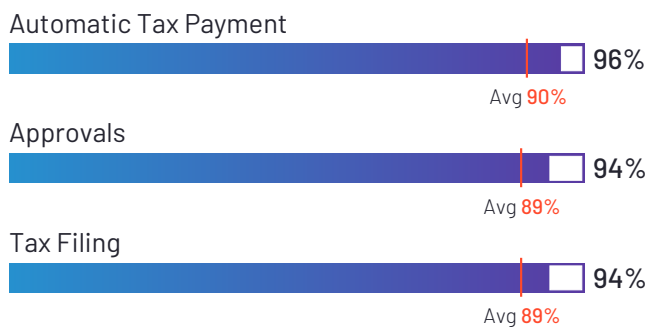
Satisfaction Ratings



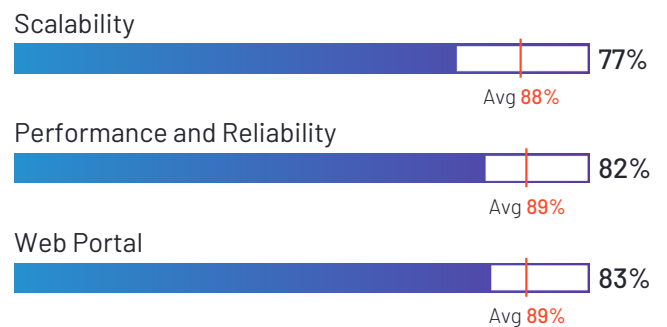
Top Industries Represented



Highest-Rated Features



Lowest-Rated Features



Ownership
Intuit



HQ Location
Mountain View,
California



Year Founded
1983



Total Revenue
\$7,679 (USD MM)



**Employees (Listed
On LinkedIn)**
15,136



Company Website
www.intuit.com

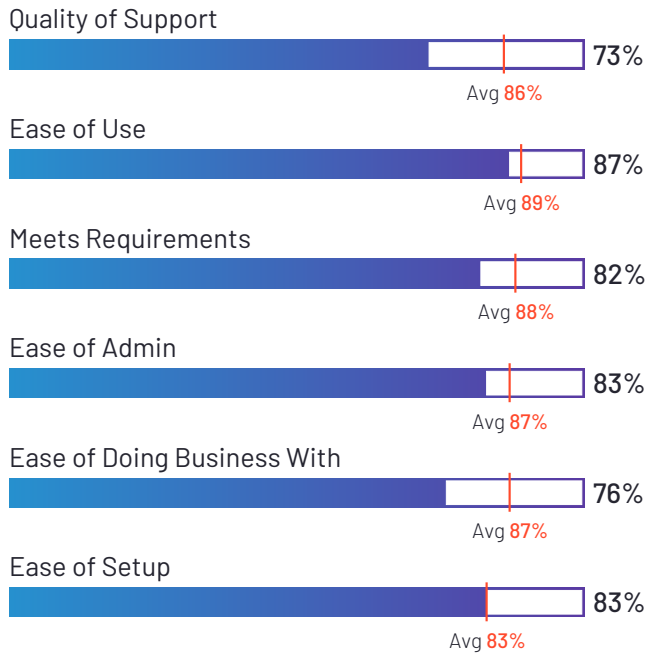
zenefitsTM

Zenefits


4.0 ★★★★★☆ (451)

Zenefits has been named a Contender product based on having a relatively low customer Satisfaction score and large Market Presence compared to the rest of the category. While they may have positive reviews, they do not have enough reviews to validate those ratings. 80% of users rated it 4 or 5 stars, 70% of users believe it is headed in the right direction, and users said they would be likely to recommend Zenefits at a rate of 79%. Zenefits is also in the HR Compliance, Benefits Administration, Core HR, Workforce Management, and Performance Management categories.

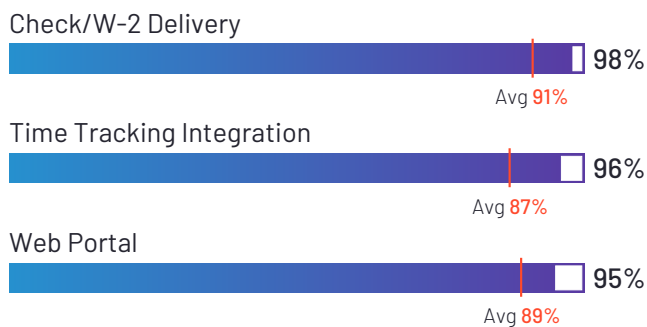
Satisfaction Ratings



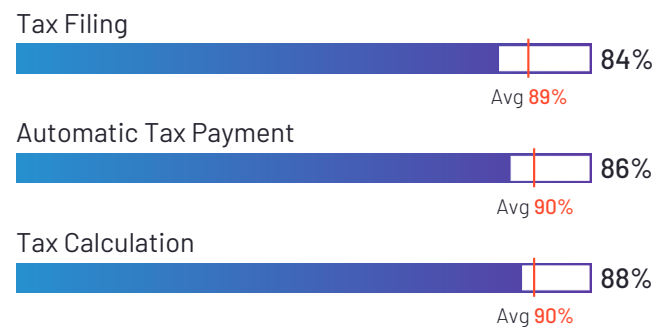
Top Industries Represented



Highest-Rated Features



Lowest-Rated Features



Ownership
TriNet Zenefits



HQ Location
San Francisco, CA



Year Founded
2013



Employees (Listed On LinkedIn)
496



Company Website
zenefits.com

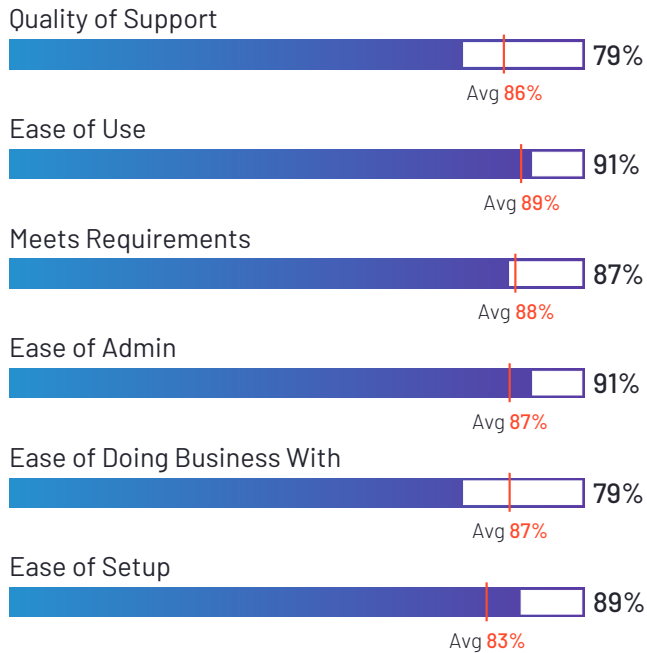


Sage HR

4.3 ★★★★★ (57)

Sage HR has been named a Contender product based on having a relatively low customer Satisfaction score and large Market Presence compared to the rest of the category. While they may have positive reviews, they do not have enough reviews to validate those ratings. 79% of users rated it 4 or 5 stars, 65% of users believe it is headed in the right direction, and users said they would be likely to recommend Sage HR at a rate of 83%.

Satisfaction Ratings



Top Industries Represented



Ownership
Sage Software



HQ Location
Newcastle



Year Founded
1981



Total Revenue
\$1,903 (USD MM)



**Employees (Listed
On LinkedIn)**
14,490



Company Website
www.sage.com

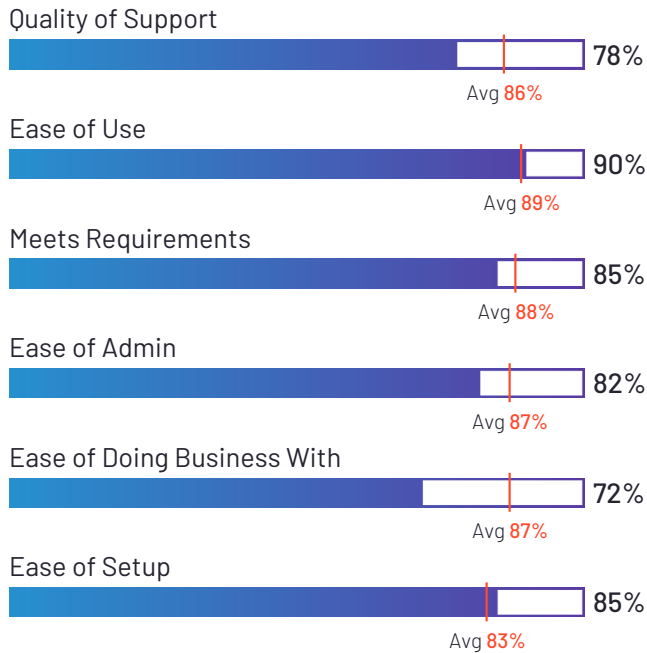


Gusto

4.1 ★★★★★ (691)

Gusto has been named a Contender product based on having a relatively low customer Satisfaction score and large Market Presence compared to the rest of the category. While they may have positive reviews, they do not have enough reviews to validate those ratings. 83% of users rated it 4 or 5 stars, 81% of users believe it is headed in the right direction, and users said they would be likely to recommend Gusto at a rate of 82%. Gusto is also in the Benefits Administration, Core HR, and Contractor Payments categories.

Satisfaction Ratings



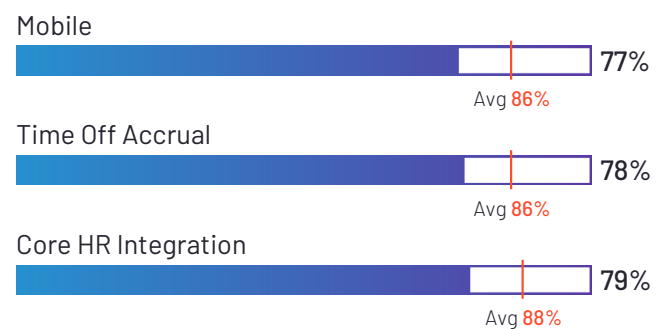
Top Industries Represented



Highest-Rated Features



Lowest-Rated Features



Ownership
Gusto



HQ Location
San Francisco, CA



Year Founded
2011



Employees (Listed On LinkedIn)
2,439



Company Website
gusto.com

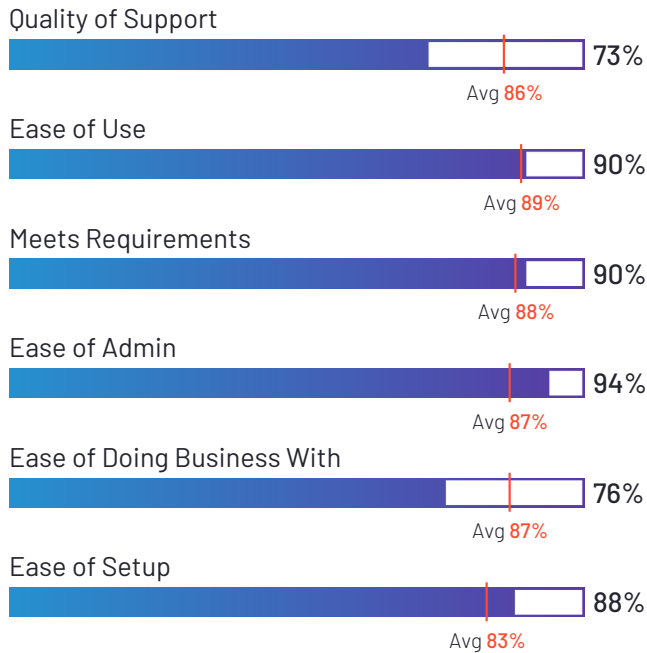


Sage HRMS

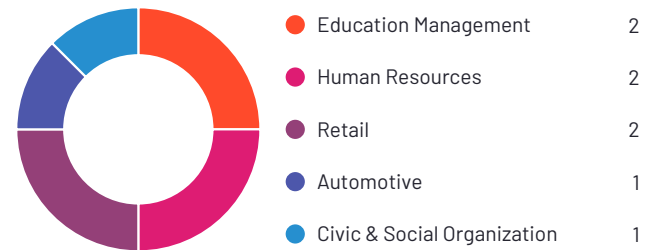
3.3 ★★★★★ (30)

Sage HRMS has been named a Contender product based on having a relatively low customer Satisfaction score and large Market Presence compared to the rest of the category. While they may have positive reviews, they do not have enough reviews to validate those ratings. 62% of users rated it 4 or 5 stars, 58% of users believe it is headed in the right direction, and users said they would be likely to recommend Sage HRMS at a rate of 74%. Sage HRMS is also in the Benefits Administration, Workforce Management, Core HR, and Applicant Tracking Systems (ATS) categories.


Satisfaction Ratings



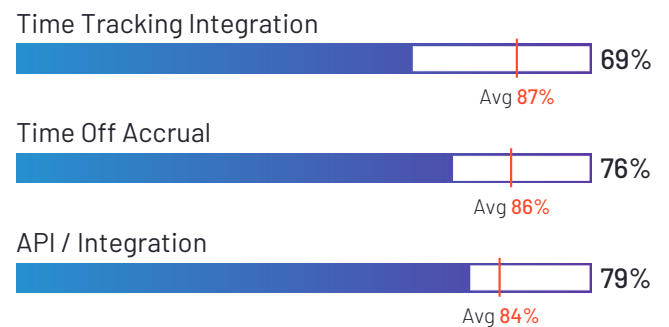
Top Industries Represented



Highest-Rated Features



Lowest-Rated Features



Ownership
Sage Software



HQ Location
Newcastle



Year Founded
1981



Total Revenue
\$1,903 (USD MM)



Employees (Listed On LinkedIn)
14,490



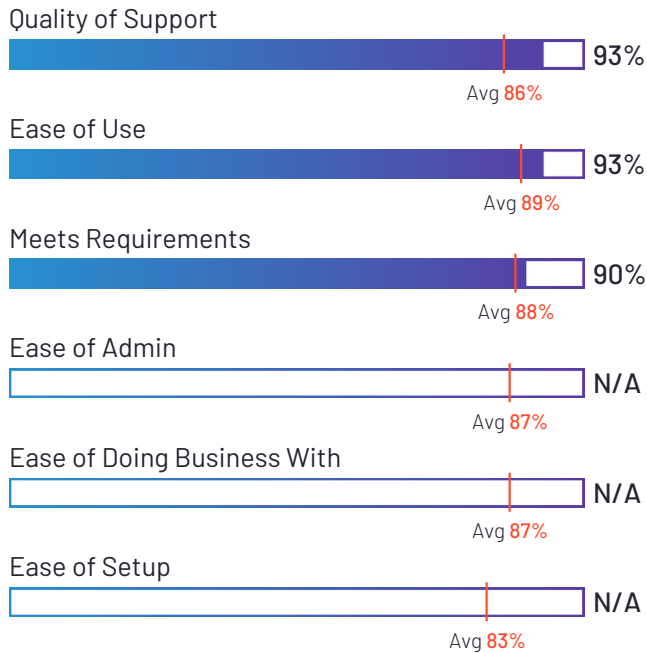
Company Website
www.sage.com

SAP SuccessFactors

4.2 ★★★★★ (77)

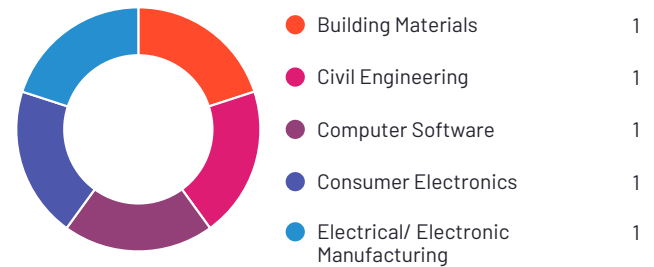
SAP SuccessFactors Core HR and Payroll has been named a Contender product based on having a relatively low customer Satisfaction score and large Market Presence compared to the rest of the category. While they may have positive reviews, they do not have enough reviews to validate those ratings. 100% of users rated it 4 or 5 stars, 83% of users believe it is headed in the right direction, and users said they would be likely to recommend SAP SuccessFactors Employee Central Payroll at a rate of 87%. SAP SuccessFactors Employee Central Payroll is also in the Multi-Country Payroll category.

Satisfaction Ratings




*N/A is displayed when fewer than five responses were received for the question.

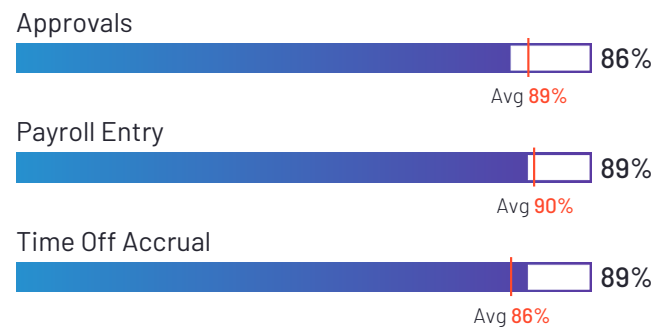
Top Industries Represented



Highest-Rated Features



Lowest-Rated Features



Ownership
SAP



HQ Location
Walldorf



Year Founded
1972



Total Revenue
\$27,338 (USD MM)



Employees (Listed On LinkedIn)
107,830



Company Website
www.sap.com

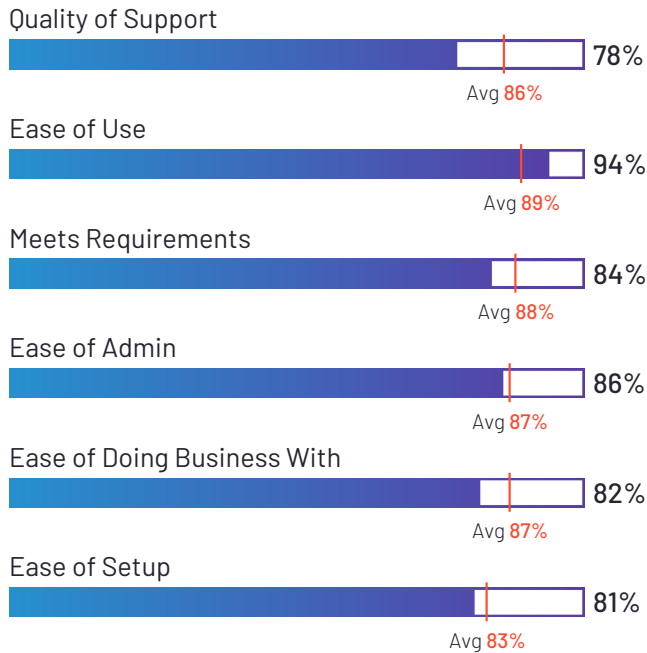


toasttab.com

4.3 ★★★★★ (263)

toasttab.com has been named a Contender product based on having a relatively low customer Satisfaction score and large Market Presence compared to the rest of the category. While they may have positive reviews, they do not have enough reviews to validate those ratings. 90% of users rated it 4 or 5 stars, 80% of users believe it is headed in the right direction, and users said they would be likely to recommend toasttab.com at a rate of 86%. toasttab.com is also in the Restaurant POS, Applicant Tracking Systems (ATS), Restaurant Management, Core HR, Workforce Management, and Human Resource Management Systems categories.

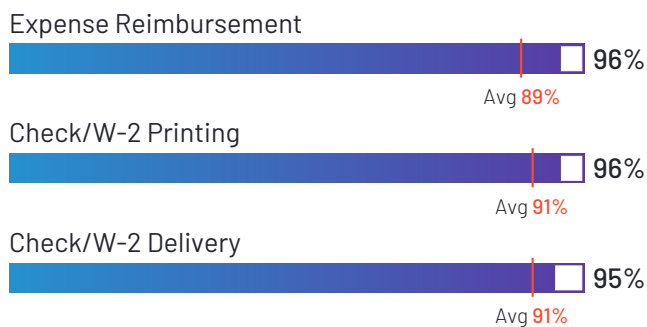
Satisfaction Ratings



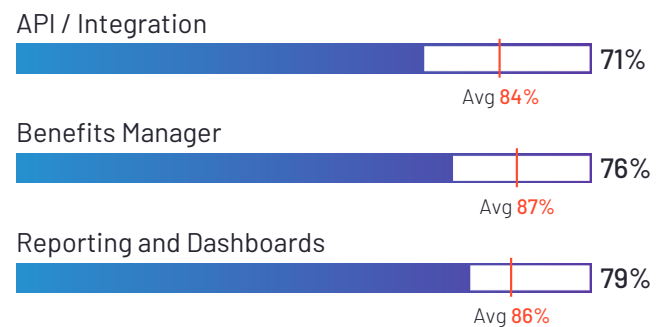
Top Industries Represented



Highest-Rated Features



Lowest-Rated Features



Ownership
Toast



HQ Location
Boston, MA



Year Founded
2011



Employees (Listed On LinkedIn)
4,615



Company Website
pos.toasttab.com

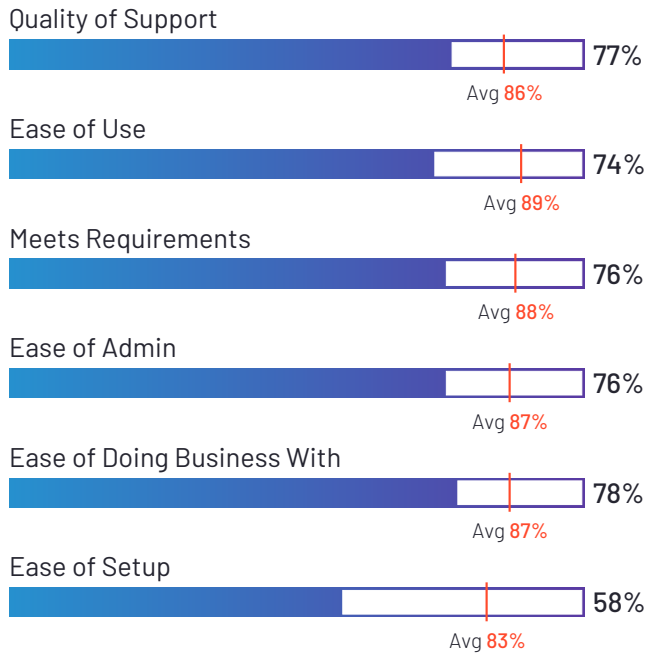


UKG Dimensions

3.9 ★★★★★ (152)

UKG Dimensions has been named a Contender product based on having a relatively low customer Satisfaction score and large Market Presence compared to the rest of the category. While they may have positive reviews, they do not have enough reviews to validate those ratings. 81% of users rated it 4 or 5 stars, 76% of users believe it is headed in the right direction, and users said they would be likely to recommend UKG Dimensions at a rate of 74%. UKG Dimensions is also in the Time & Attendance, Employee Scheduling, Workforce Management, HR Analytics, Performance Management, Core HR, Time Tracking, Recruiting Automation, and Human Resource Management Systems categories.

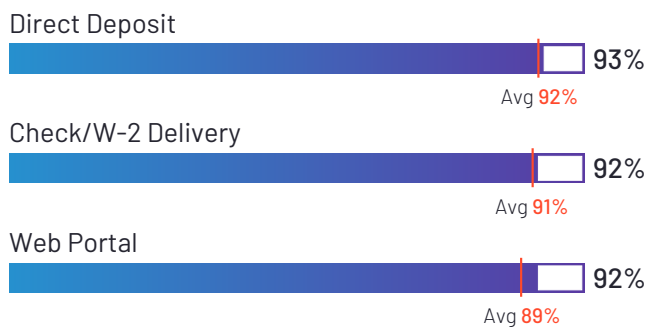
Satisfaction Ratings



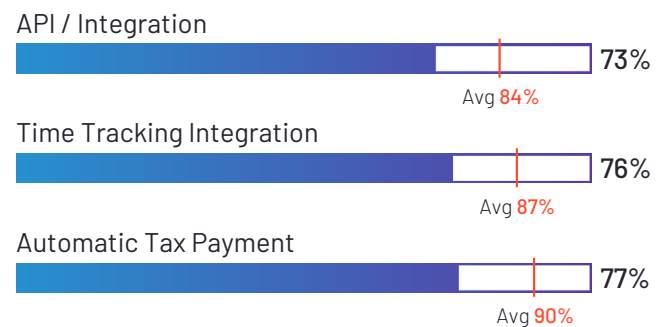
Top Industries Represented



Highest-Rated Features



Lowest-Rated Features



Ownership
UKG



HQ Location
Weston, FL



Year Founded
1977



Employees (Listed On LinkedIn)
12,914



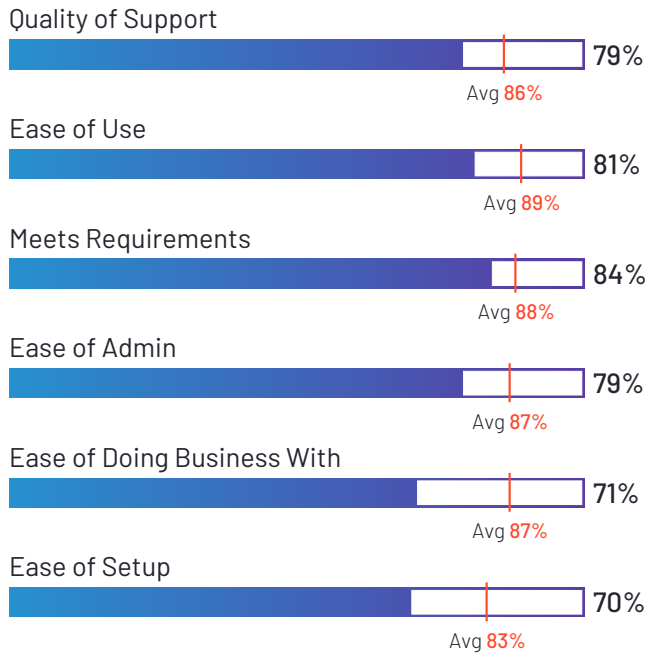
Company Website
www.ukg.com

Heartland

4.4 ★★★★★ (128)

Heartland Payroll has been named a Contender product based on having a relatively low customer Satisfaction score and large Market Presence compared to the rest of the category. While they may have positive reviews, they do not have enough reviews to validate those ratings. 73% of users rated it 4 or 5 stars, 58% of users believe it is headed in the right direction, and users said they would be likely to recommend Heartland Payroll at a rate of 72%.

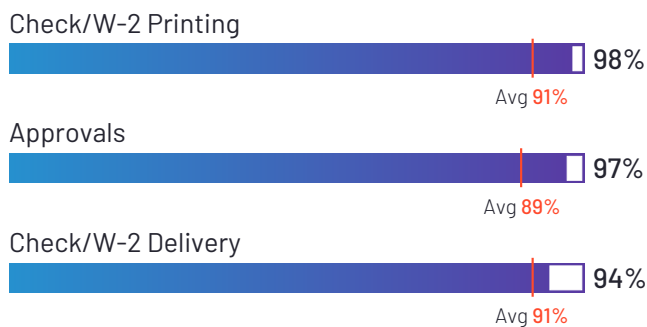
Satisfaction Ratings



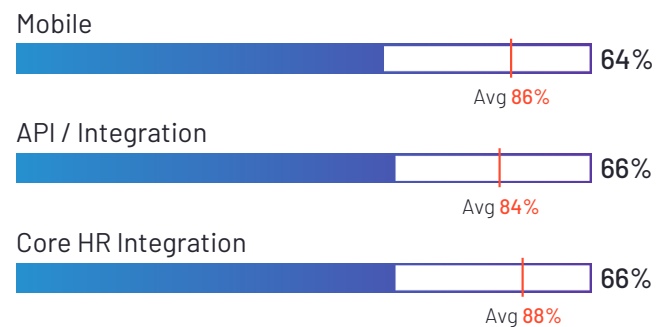
Top Industries Represented



Highest-Rated Features



Lowest-Rated Features



Ownership
Heartland Payment
Systems



HQ Location
Edmond, OK



Year Founded
1997



**Employees (Listed
On LinkedIn)**
4,779



Company Website
heartland.us

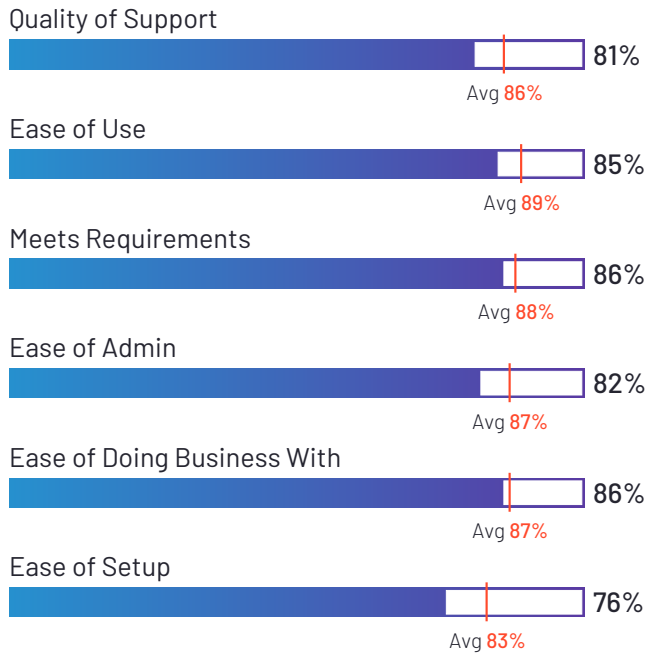


DATIS, Part of ContinuumCloud

4.0 ★★★★★ (61)

DATIS, Part of ContinuumCloud has been named a Niche product based on having a relatively low Satisfaction score and low Market Presence compared to the rest of the category. While they may have positive reviews, they do not have enough reviews to validate those ratings. 80% of users rated it 4 or 5 stars, 73% of users believe it is headed in the right direction, and users said they would be likely to recommend DATIS, Part of ContinuumCloud at a rate of 82%. DATIS, Part of ContinuumCloud is also in the Applicant Tracking Systems (ATS), Training Management Systems, Benefits Administration, Time Tracking, Core HR, Workforce Management, Performance Management, Human Resource Management Systems, and Healthcare HR categories.

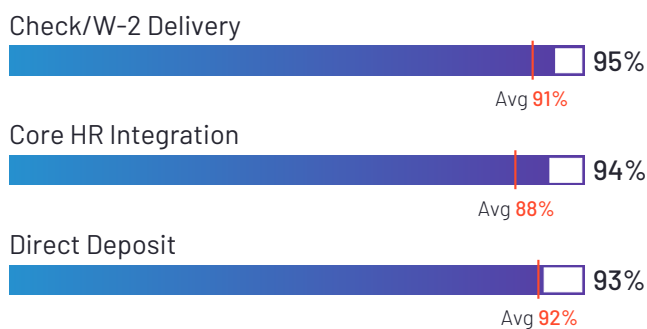
Satisfaction Ratings



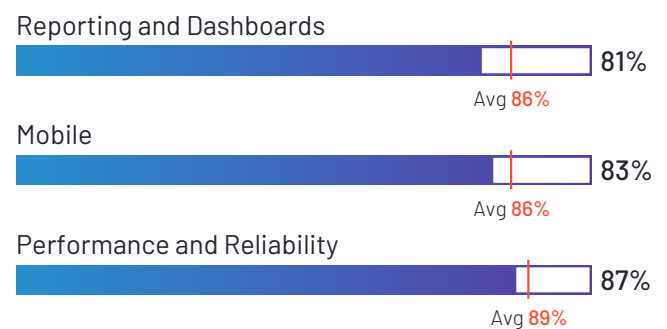
Top Industries Represented



Highest-Rated Features



Lowest-Rated Features



Ownership
DATIS, Part of the
ContinuumCloud



HQ Location
Tampa, FL



Year Founded
1996



**Employees (Listed
On LinkedIn)**
28



Company Website
www.datis.com

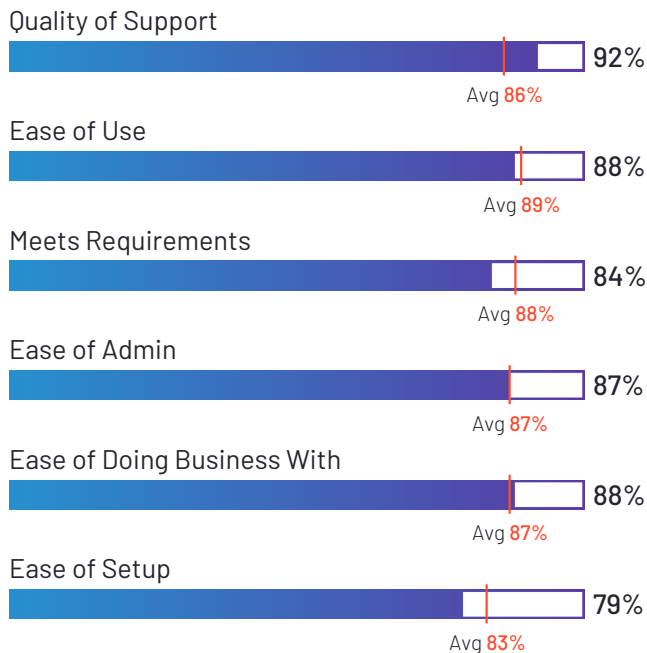


Rise

4.0 ★★★★★ (63)

Rise has been named a Niche product based on having a relatively low Satisfaction score and low Market Presence compared to the rest of the category. While they may have positive reviews, they do not have enough reviews to validate those ratings. 83% of users rated it 4 or 5 stars, 86% of users believe it is headed in the right direction, and users said they would be likely to recommend Rise at a rate of 85%. Rise is also in the Time Tracking, Core HR, Time & Attendance, and Employee Scheduling categories.

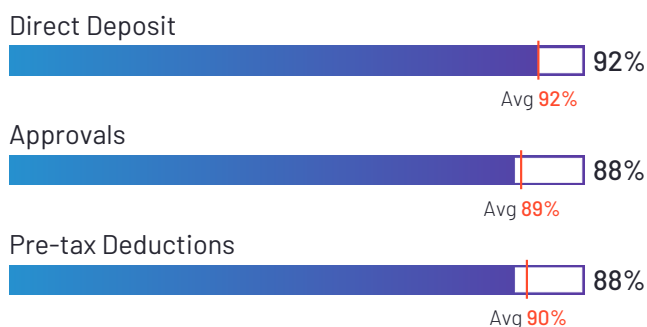
Satisfaction Ratings



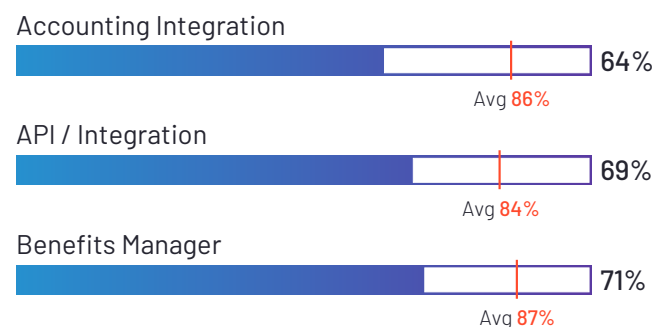
Top Industries Represented



Highest-Rated Features



Lowest-Rated Features



Ownership
Rise People



HQ Location
Burnaby, British Columbia



Year Founded
2011



Employees (Listed On LinkedIn)
73



Company Website
risepeople.com

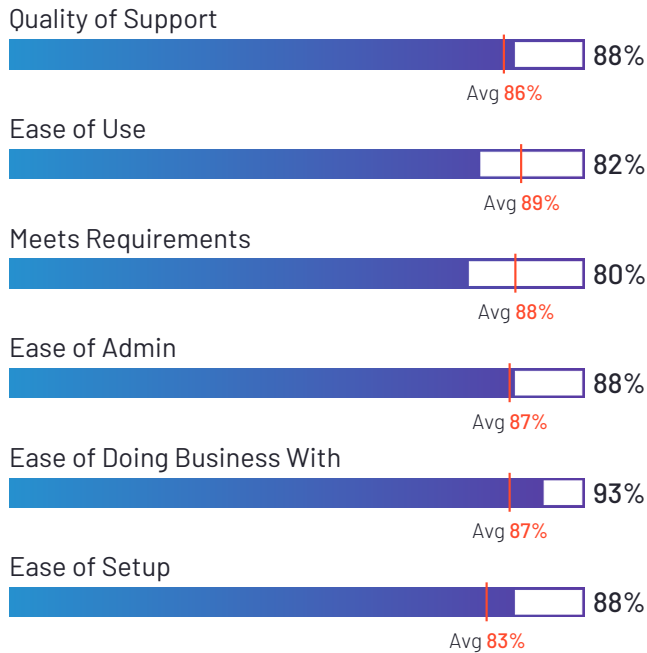


Zimyo

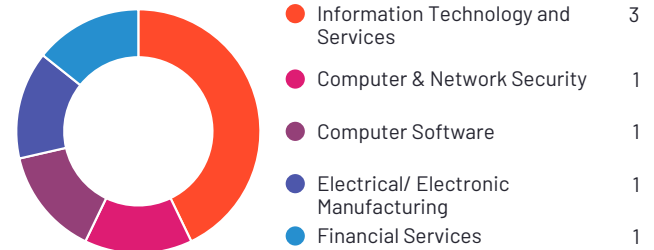
4.5 ★★★★★ (42)

Zimyo has been named a Niche product based on having a relatively low Satisfaction score and low Market Presence compared to the rest of the category. While they may have positive reviews, they do not have enough reviews to validate those ratings. 75% of users rated it 4 or 5 stars, 100% of users believe it is headed in the right direction, and users said they would be likely to recommend Zimyo at a rate of 86%. Zimyo is also in the Onboarding, Applicant Tracking Systems (ATS), Time Tracking, Core HR, Performance Management, Human Resource Management Systems, Employee Engagement, Employee Recognition, Benefits Administration, and Time & Attendance categories.

Satisfaction Ratings



Top Industries Represented



Ownership

Zimyo Consulting Pvt. Ltd



HQ Location

Gurugram, Haryana



Year Founded

2018



Employees (Listed On LinkedIn)

115



Company Website

www.zimyo.com

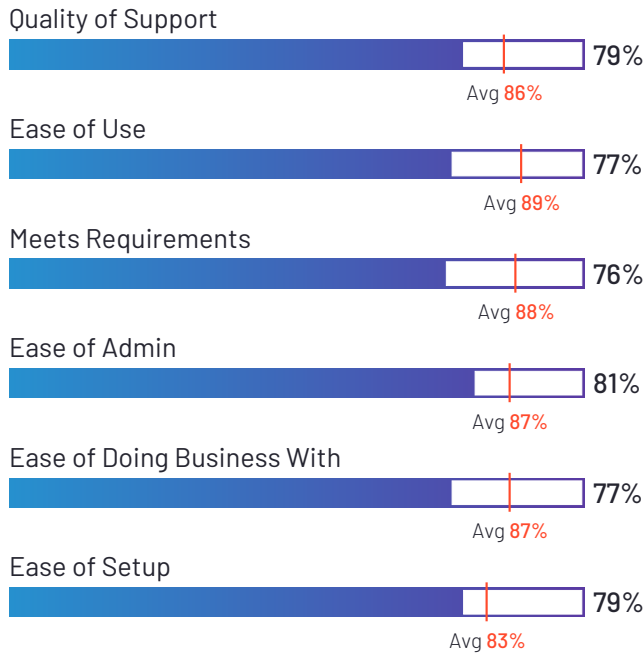


Asure

3.7 ★★★★★ (118)

Asure has been named a Niche product based on having a relatively low Satisfaction score and low Market Presence compared to the rest of the category. While they may have positive reviews, they do not have enough reviews to validate those ratings. 73% of users rated it 4 or 5 stars, 44% of users believe it is headed in the right direction, and users said they would be likely to recommend Asure at a rate of 70%. Asure is also in the Onboarding, Applicant Tracking Systems (ATS), Benefits Administration, Core HR, and Benefits Support categories.

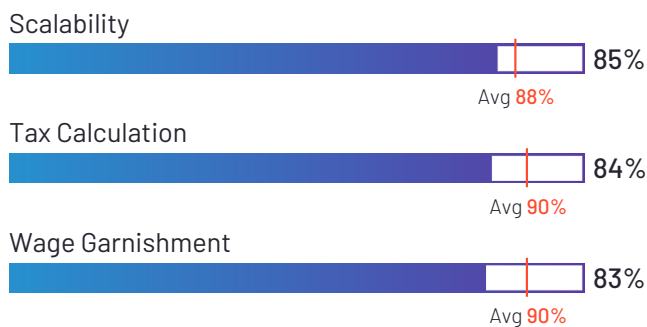
Satisfaction Ratings



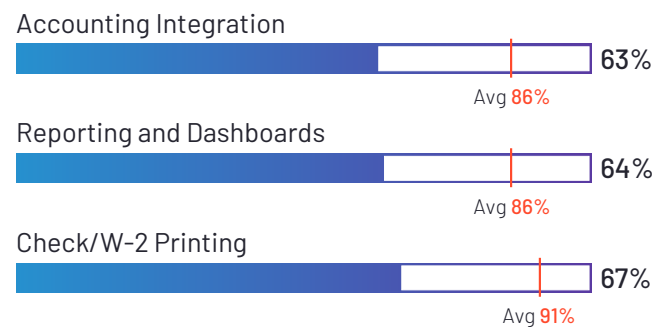
Top Industries Represented



Highest-Rated Features



Lowest-Rated Features



Ownership
Asure



HQ Location
Austin, TX



Year Founded
1994



Total Revenue
\$73 (USD MM)



Employees (Listed On LinkedIn)
463



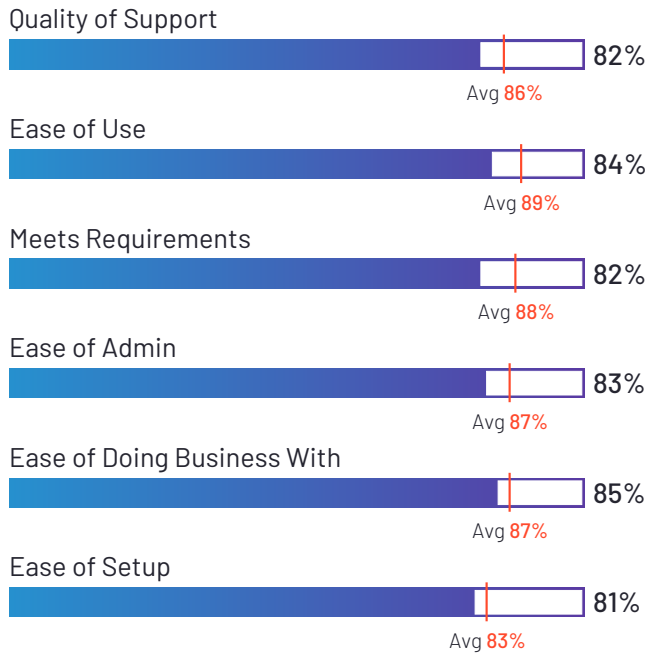
Company Website
asuresoftware.com

SentricHR®

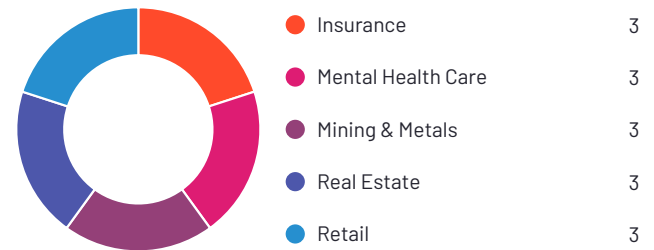
3.8 ★★★★★☆ (42)

SentricHR has been named a Niche product based on having a relatively low Satisfaction score and low Market Presence compared to the rest of the category. While they may have positive reviews, they do not have enough reviews to validate those ratings. 70% of users rated it 4 or 5 stars, 79% of users believe it is headed in the right direction, and users said they would be likely to recommend SentricHR at a rate of 74%. SentricHR is also in the Human Resource Management Systems, Workforce Management, Benefits Administration, Core HR, Applicant Tracking Systems (ATS), and Training Management Systems categories.

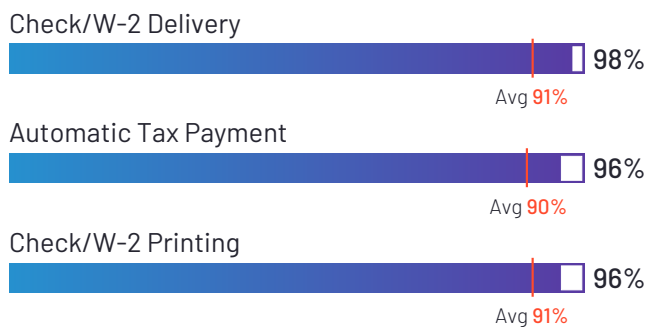
Satisfaction Ratings



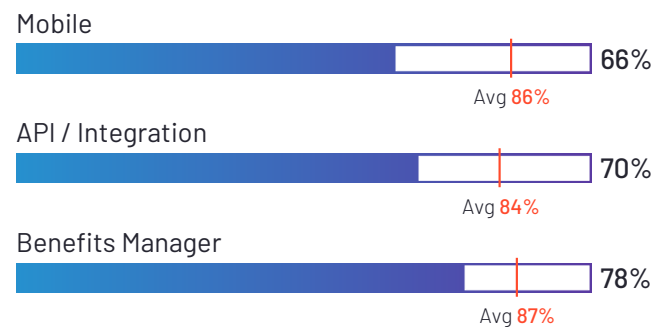
Top Industries Represented



Highest-Rated Features



Lowest-Rated Features



Ownership
Sentric



HQ Location
Pittsburgh, PA



Year Founded
1994



Employees (Listed On LinkedIn)
96



Company Website
sentric.net

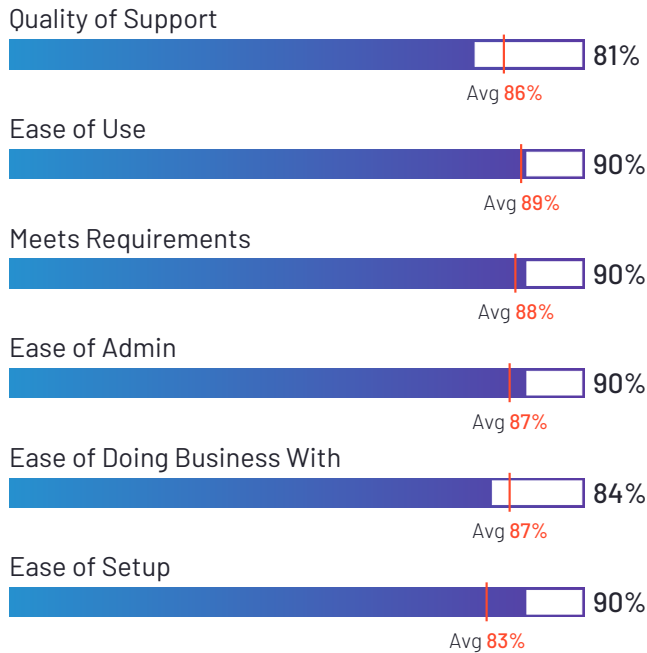


WebHR

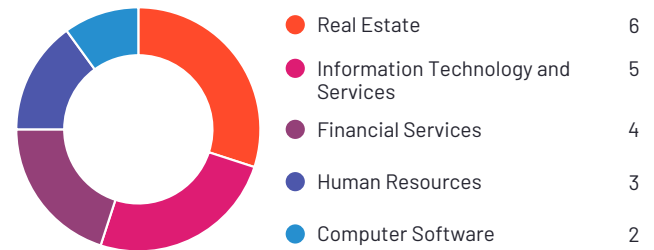
4.2 ★★★★★ (97)

WebHR has been named a Niche product based on having a relatively low Satisfaction score and low Market Presence compared to the rest of the category. While they may have positive reviews, they do not have enough reviews to validate those ratings. 86% of users rated it 4 or 5 stars, 88% of users believe it is headed in the right direction, and users said they would be likely to recommend WebHR at a rate of 85%. WebHR is also in the Applicant Tracking Systems (ATS), Time Tracking, Core HR, Workforce Management, and Performance Management categories.

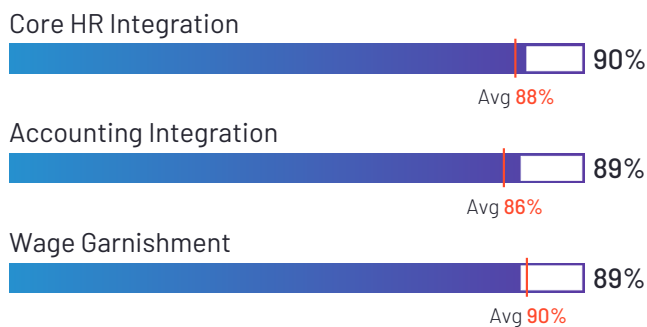
Satisfaction Ratings



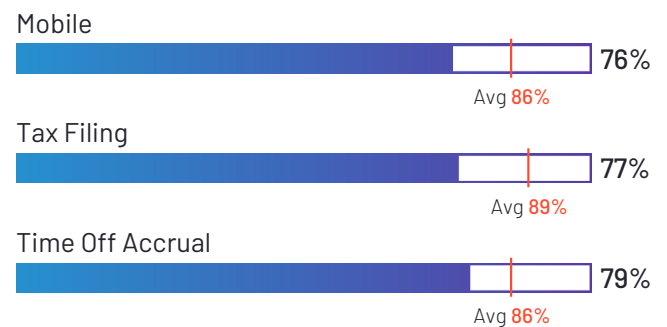
Top Industries Represented



Highest-Rated Features



Lowest-Rated Features



Ownership
WebHR



HQ Location
Washington Grove,
MD



Year Founded
2006



Employees (Listed On LinkedIn)
46



Company Website
webhr.co

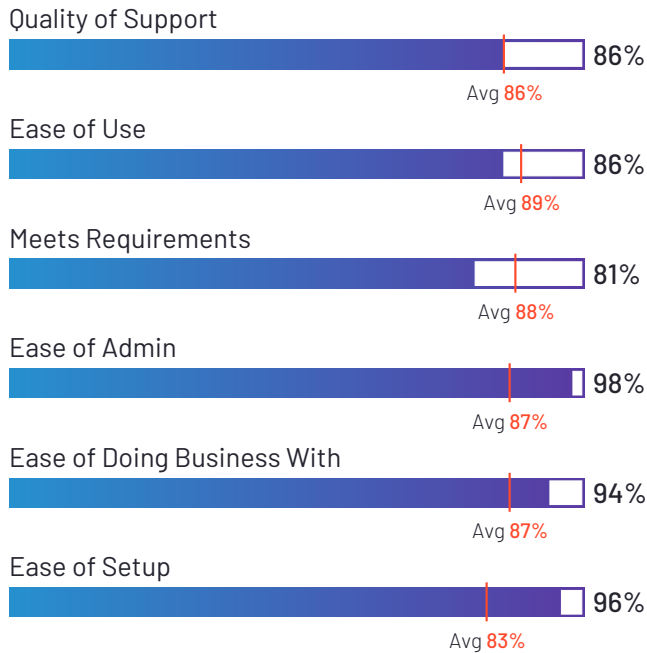


Viventium Software

4.4 ★★★★★ (24)

Viventium Software has been named a Niche product based on having a relatively low Satisfaction score and low Market Presence compared to the rest of the category. While they may have positive reviews, they do not have enough reviews to validate those ratings. 92% of users rated it 4 or 5 stars, 89% of users believe it is headed in the right direction, and users said they would be likely to recommend Viventium Software at a rate of 88%. Viventium Software is also in the HR Analytics, Onboarding, Applicant Tracking Systems (ATS), Time Tracking, Core HR, and Healthcare HR categories.

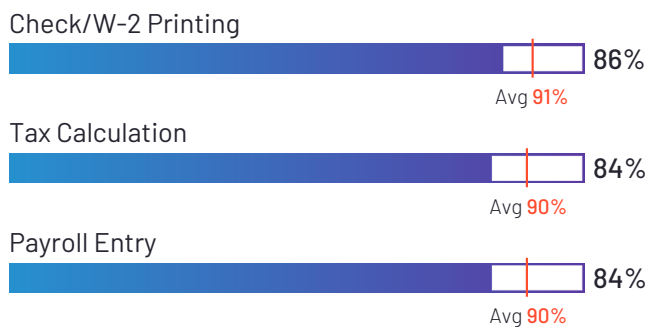
Satisfaction Ratings




Top Industries Represented



Highest-Rated Features



Lowest-Rated Features



Ownership
Viventium



HQ Location
Berkeley Heights,
New Jersey



Year Founded
1992



**Employees (Listed
On LinkedIn)**
243



Company Website
viventium.com

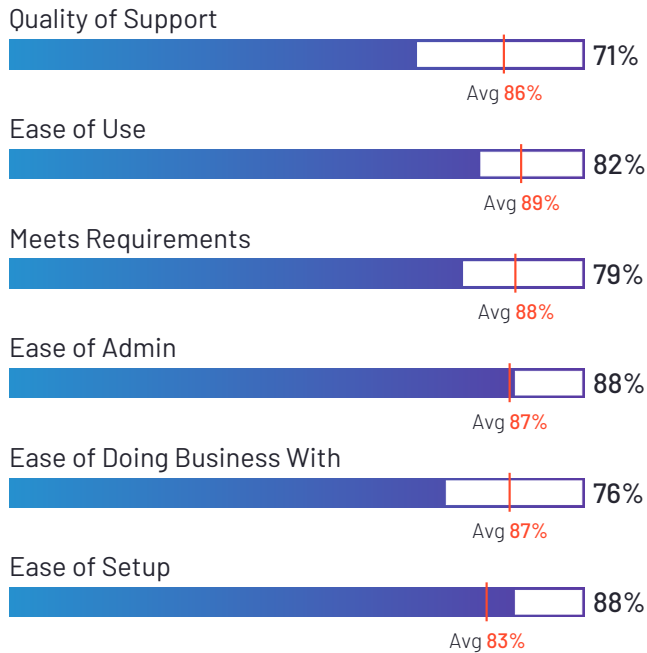


SurePayroll

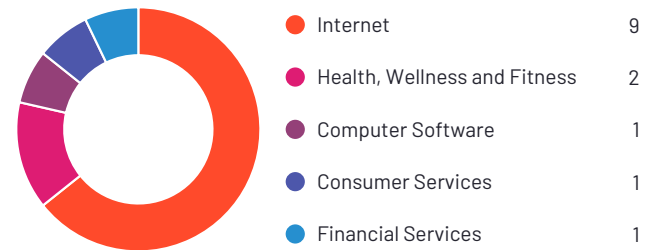
4.4 ★★★★★ (503)

SurePayroll has been named a Niche product based on having a relatively low Satisfaction score and low Market Presence compared to the rest of the category. While they may have positive reviews, they do not have enough reviews to validate those ratings. 76% of users rated it 4 or 5 stars, 63% of users believe it is headed in the right direction, and users said they would be likely to recommend SurePayroll at a rate of 70%.

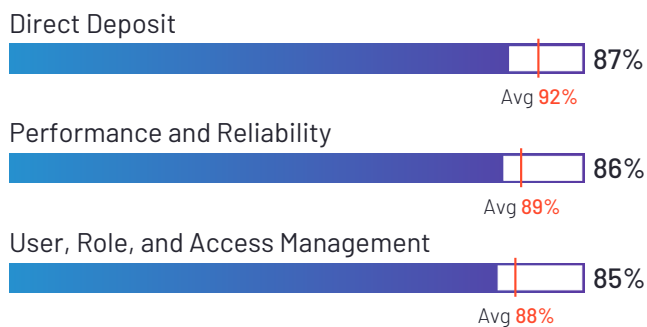
Satisfaction Ratings



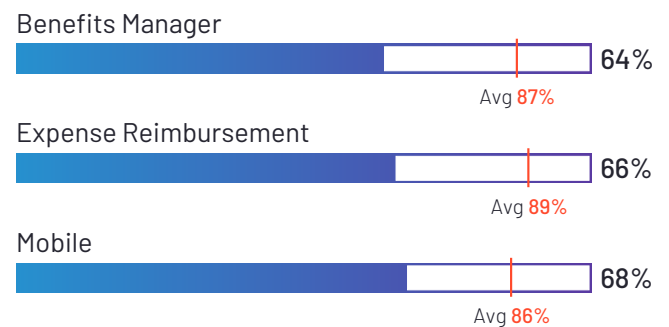
Top Industries Represented



Highest-Rated Features



Lowest-Rated Features



Ownership
SurePayroll



HQ Location
Glenview, IL



Year Founded
2000



Employees (Listed On LinkedIn)
307



Company Website
surepayroll.com



CAVU HCM

5.0 ★★★★★ (81)

CAVU HCM has been named a Niche product based on having a relatively low Satisfaction score and low Market Presence compared to the rest of the category. While they may have positive reviews, they do not have enough reviews to validate those ratings. 100% of users rated it 4 or 5 stars, 0% of users believe it is headed in the right direction, and users said they would be likely to recommend CAVU HCM at a rate of 99%. CAVU HCM is also in the Human Resource Management Systems, Time Tracking, Workforce Management, Time & Attendance, Employee Scheduling, Training Management Systems, and Onboarding categories.

Satisfaction Ratings

Quality of Support



Ease of Use



Meets Requirements



Ease of Admin



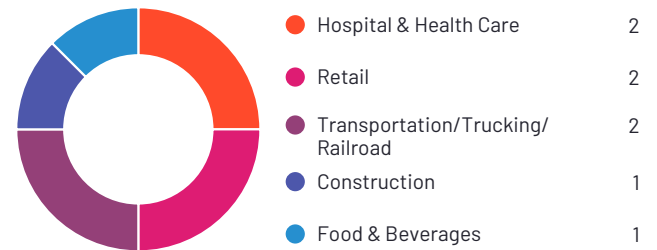
Ease of Doing Business With



Ease of Setup



Top Industries Represented



*N/A is displayed when fewer than five responses were received for the question.



Ownership
CAVU HCM



HQ Location
Peoria, Illinois



Year Founded
2019



Employees (Listed On LinkedIn)
10



Company Website
cavuhcm.com



Satisfaction Ratings for Payroll

G2 reviewers rated software sellers' ability to satisfy their needs as shown in the table below.

	Satisfaction		Satisfaction by Category						Net Promoter Score (NPS)
	Likelihood to Recommend	Product Going in Right Direction?	Meets Requirements	Ease of Admin	Ease of Doing Business With	Quality of Support	Ease of Setup	Ease of Use	Net Promoter Score (NPS) (Range from -100 to +100)
Paylocity	88%	91%	91%	89%	91%	88%	83%	90%	63
Rippling	98%	92%	97%	92%	91%	97%	89%	98%	95
Workforce Now	82%	80%	88%	84%	82%	81%	78%	85%	39
Paycom	84%	82%	88%	84%	83%	85%	78%	87%	52
Remote	91%	87%	94%	94%	94%	92%	94%	95%	75
UKG Pro	84%	86%	85%	81%	85%	81%	74%	85%	44
greytHR	87%	94%	89%	90%	90%	89%	89%	90%	58
Deel	94%	92%	93%	91%	91%	93%	87%	94%	81
Keka HR	88%	94%	90%	92%	88%	85%	87%	93%	59
isolved	81%	73%	84%	83%	84%	82%	80%	82%	37
APS	91%	95%	91%	92%	96%	95%	89%	92%	72
Ceridian Dayforce	84%	89%	88%	85%	88%	83%	75%	87%	49
UKG Ready	82%	83%	87%	81%	83%	83%	70%	83%	38
Desktop Pro	91%	87%	94%	91%	87%	87%	89%	93%	70
BambooHR	91%	85%	88%	88%	89%	89%	85%	94%	73
Inova Payroll	84%	81%	88%	84%	91%	90%	83%	85%	40
Paycor	80%	81%	85%	82%	81%	79%	79%	85%	33
Paychex Flex	77%	72%	84%	82%	82%	81%	78%	83%	33

(Satisfaction Ratings for Payroll continues on next page)

*N/A is displayed when fewer than five responses were received for the question.

**Net Promoter Score ranges from -100 to +100



Satisfaction Ratings for Payroll (continued)

G2 reviewers rated software sellers' ability to satisfy their needs as shown in the table below.

	Satisfaction		Satisfaction by Category						Net Promoter Score (NPS)
	Likelihood to Recommend	Product Going in Right Direction?	Meets Requirements	Ease of Admin	Ease of Doing Business With	Quality of Support	Ease of Setup	Ease of Use	Net Promoter Score (NPS) (Range from -100 to +100)
Justworks	89%	93%	90%	91%	92%	92%	90%	95%	65
RUN Powered by ADP	81%	79%	85%	84%	84%	85%	80%	88%	36
Namely	79%	74%	83%	80%	76%	81%	73%	88%	34
Pilot	91%	84%	92%	93%	98%	94%	93%	94%	76
Fingercheck Payroll	94%	95%	95%	95%	96%	94%	93%	93%	78
Akrivia HCM	100%	N/A	N/A	N/A	N/A	N/A	N/A	N/A	100
Darwinbox	87%	80%	92%	N/A	N/A	91%	N/A	90%	59
247HRM	88%	91%	89%	89%	90%	94%	88%	91%	59
Oyster	91%	60%	89%	N/A	N/A	91%	N/A	94%	72
Netchex	96%	84%	92%	90%	98%	95%	80%	91%	85
EPAY HCM	94%	95%	91%	95%	95%	93%	94%	91%	86
HROne	90%	86%	92%	96%	94%	93%	91%	96%	66
Checkwriters	93%	90%	94%	94%	96%	91%	94%	90%	79
Paypro Workforce Management	93%	77%	93%	93%	98%	95%	83%	86%	76
Greenshades	88%	90%	93%	89%	95%	92%	87%	91%	50
Employment Hero	91%	100%	86%	90%	85%	78%	82%	91%	75
Multiplier	96%	80%	93%	94%	98%	97%	92%	93%	87
ZenHR	97%	90%	96%	N/A	N/A	97%	N/A	90%	91

(Satisfaction Ratings for Payroll continues on next page)

*N/A is displayed when fewer than five responses were received for the question.

**Net Promoter Score ranges from -100 to +100



Satisfaction Ratings for Payroll (continued)

G2 reviewers rated software sellers' ability to satisfy their needs as shown in the table below.

	Satisfaction		Satisfaction by Category						Net Promoter Score (NPS)
	Likelihood to Recommend	Product Going in Right Direction?	Meets Requirements	Ease of Admin	Ease of Doing Business With	Quality of Support	Ease of Setup	Ease of Use	Net Promoter Score (NPS) (Range from -100 to +100)
Paybooks	90%	91%	92%	N/A	N/A	95%	N/A	97%	71
Fuse	96%	95%	92%	90%	97%	98%	84%	90%	85
Vista	88%	100%	89%	N/A	N/A	90%	N/A	91%	58
OnePoint HCM	86%	89%	90%	88%	90%	93%	81%	85%	62
UZIO Payroll & HR	88%	N/A	93%	N/A	N/A	93%	N/A	95%	60
Vantage HCM	78%	74%	89%	84%	81%	77%	87%	85%	23
Workday HCM	79%	80%	87%	64%	79%	84%	63%	83%	32
Oracle PeopleSoft	80%	76%	87%	93%	87%	81%	90%	84%	22
TriNet	74%	75%	85%	81%	82%	80%	81%	83%	22
QB Enterprise	86%	77%	88%	80%	82%	83%	75%	89%	52
Zenefits	79%	70%	82%	83%	76%	73%	83%	87%	40
Sage HR	83%	65%	87%	91%	79%	79%	89%	91%	36
Gusto	82%	81%	85%	82%	72%	78%	85%	90%	45
Sage HRMS	74%	58%	90%	94%	76%	73%	88%	90%	0
SAP SuccessFactors Employee Central Payroll	87%	83%	90%	N/A	N/A	93%	N/A	93%	45
toasttab.com	86%	80%	84%	86%	82%	78%	81%	94%	65
UKG Dimensions	74%	76%	76%	76%	78%	77%	58%	74%	22
Heartland Payroll	72%	58%	84%	79%	71%	79%	70%	81%	13

(Satisfaction Ratings for Payroll continues on next page)

*N/A is displayed when fewer than five responses were received for the question.

**Net Promoter Score ranges from -100 to +100



Satisfaction Ratings for Payroll (continued)

G2 reviewers rated software sellers’ ability to satisfy their needs as shown in the table below.

	Satisfaction		Satisfaction by Category						Net Promoter Score (NPS)
	Likelihood to Recommend	Product Going in Right Direction?	Meets Requirements	Ease of Admin	Ease of Doing Business With	Quality of Support	Ease of Setup	Ease of Use	Net Promoter Score (NPS) (Range from -100 to +100)
DATIS, Part of ContinuumCloud	82%	73%	86%	82%	86%	81%	76%	85%	32
Rise	85%	86%	84%	87%	88%	92%	79%	88%	54
Zimyo	86%	100%	80%	88%	93%	88%	88%	82%	50
Asure	70%	44%	76%	81%	77%	79%	79%	77%	18
SentricHR	74%	79%	82%	83%	85%	82%	81%	84%	0
WebHR	85%	88%	90%	90%	84%	81%	90%	90%	50
Viventium Software	88%	89%	81%	98%	94%	86%	96%	86%	69
SurePayroll	70%	63%	79%	88%	76%	71%	88%	82%	19
CAVU HCM	99%	N/A	N/A	N/A	N/A	N/A	N/A	N/A	100
Average	86%	82%	88%	87%	87%	86%	83%	89%	54

*N/A is displayed when fewer than five responses were received for the question.

**Net Promoter Score ranges from -100 to +100



Feature Comparison for Payroll

G2 users have evaluated the following products by feature. Feature ratings are representative of reviewers’ overall satisfaction with each feature and do not necessarily take into account the breadth of individual product features. The results are shown below.

Employee Self Service

	Web Portal	Benefits Manager	Mobile
Paylocity	92%	87%	89%
Rippling	98%	98%	94%
Workforce Now	88%	86%	83%
Paycom	93%	90%	92%
Remote	96%	90%	87%
UKG Pro	89%	85%	82%
greytHR	90%	88%	85%
Deel	96%	90%	93%
Keka HR	91%	89%	85%
isolved	86%	83%	80%
APS	94%	91%	88%
Ceridian Dayforce	91%	89%	88%
UKG Ready	89%	84%	84%
Desktop Pro	92%	91%	92%
BambooHR	92%	88%	91%
Inova Payroll	88%	82%	82%
Paycor	87%	84%	77%
Paychex Flex	85%	84%	87%

(Feature Comparison for Payroll continues on next page)

*N/A is displayed when fewer than five responses were received for the question.
**A blank box indicates that a seller has selected that they do not offer that feature.



Feature Comparison for Payroll (continued)

G2 users have evaluated the following products by feature. Feature ratings are representative of reviewers' overall satisfaction with each feature and do not necessarily take into account the breadth of individual product features. The results are shown below.

Employee Self Service

	Web Portal	Benefits Manager	Mobile
Justworks	93%	92%	84%
RUN Powered by ADP	85%	76%	79%
Namely	91%	88%	81%
Pilot	88%	84%	85%
Fingercheck Payroll	93%	90%	90%
Akrivia HCM	N/A	N/A	N/A
Darwinbox	N/A	N/A	N/A
247HRM	89%	87%	79%
Oyster	N/A	N/A	N/A
Netchex	96%	86%	96%
EPAY HCM	92%	88%	80%
HROne	95%	N/A	93%
Checkwriters	82%	86%	98%
Paypro Workforce Management	96%	92%	96%
Greenshades	89%	91%	93%
Employment Hero	95%	88%	93%
Multiplier	93%	83%	89%
ZenHR	93%	91%	93%

(Feature Comparison for Payroll continues on next page)

*N/A is displayed when fewer than five responses were received for the question.

**A blank box indicates that a seller has selected that they do not offer that feature.

Feature Comparison for Payroll (continued)

G2 users have evaluated the following products by feature. Feature ratings are representative of reviewers' overall satisfaction with each feature and do not necessarily take into account the breadth of individual product features. The results are shown below.

Employee Self Service

	Web Portal	Benefits Manager	Mobile
Paybooks	94%	94%	94%
Fuse	91%	91%	94%
Vista	86%	92%	92%
OnePoint HCM	87%	87%	83%
UZIO Payroll & HR	N/A	N/A	
Vantage HCM	84%	87%	89%
Workday HCM	90%	87%	
Oracle PeopleSoft	86%	88%	80%
TriNet	86%	83%	84%
QB Enterprise	83%	N/A	N/A
Zenefits	95%	94%	92%
Sage HR	N/A	N/A	N/A
Gusto	92%	84%	77%
Sage HRMS	93%	81%	N/A
SAP SuccessFactors Employee Central Payroll	N/A	94%	N/A
toasttab.com	86%	76%	88%
UKG Dimensions	92%	89%	84%
Heartland Payroll	76%	N/A	64%

(Feature Comparison for Payroll continues on next page)

*N/A is displayed when fewer than five responses were received for the question.

**A blank box indicates that a seller has selected that they do not offer that feature.

Feature Comparison for Payroll (continued)

G2 users have evaluated the following products by feature. Feature ratings are representative of reviewers' overall satisfaction with each feature and do not necessarily take into account the breadth of individual product features. The results are shown below.

Employee Self Service

	Web Portal	Benefits Manager	Mobile
DATIS, Part of ContinuumCloud	91%	89%	83%
Rise	83%	71%	N/A
Zimyo	N/A	N/A	N/A
Asure	71%	N/A	N/A
SentricHR	86%	78%	66%
WebHR	87%	83%	76%
Viventium Software	80%	N/A	N/A
SurePayroll	81%	64%	68%
CAVU HCM	N/A	N/A	N/A
Average	89%	87%	86%

(Feature Comparison for Payroll continues on next page)

*N/A is displayed when fewer than five responses were received for the question.

**A blank box indicates that a seller has selected that they do not offer that feature.



Feature Comparison for Payroll (continued)

G2 users have evaluated the following products by feature. Feature ratings are representative of reviewers’ overall satisfaction with each feature and do not necessarily take into account the breadth of individual product features. The results are shown below.

Administration

	Payroll Entry	Time Off Accrual	Direct Deposit	Expense Reimbursement	Pre-tax Deductions	Wage Garnishment	Approvals	Check/W-2 Printing	Check/W-2 Delivery
Paylocity	93%	86%	96%	90%	94%	92%	92%	94%	95%
Rippling	98%	97%	99%	98%	98%	98%	98%	99%	99%
Workforce Now	90%	86%	93%	88%	90%	89%	88%	92%	92%
Paycom	92%	90%	95%	91%	93%	92%	92%	94%	94%
Remote	93%	91%	97%	92%	94%	95%	94%	96%	
UKG Pro	88%	83%	93%	86%	90%	89%	88%	91%	91%
greytHR	91%	88%	85%	88%	91%	87%			
Deel	93%	88%	94%	90%	91%		89%	88%	
Keka HR	90%	89%	87%	89%	89%	85%	93%	87%	86%
isolved	89%	84%	94%	89%	90%	89%	88%	89%	89%
APS	94%	89%	97%	94%	95%	94%	94%	95%	96%
Ceridian Dayforce	91%	88%	94%	92%	91%	90%	90%	93%	92%
UKG Ready	88%	84%	92%	88%	88%	88%	88%	90%	92%
Desktop Pro	95%	92%	95%	92%	91%	92%	92%	94%	94%
BambooHR	91%	90%	92%	93%	90%	92%	89%		
Inova Payroll	89%	84%	94%	87%	90%	90%	87%	92%	92%
Paycor	87%	78%	91%	83%	85%	86%	86%	88%	83%
Paychex Flex	87%	80%	95%	94%	91%	90%	89%	93%	92%

(Feature Comparison for Payroll continues on next page)

*N/A is displayed when fewer than five responses were received for the question.
**A blank box indicates that a seller has selected that they do not offer that feature.



Feature Comparison for Payroll (continued)

G2 users have evaluated the following products by feature. Feature ratings are representative of reviewers' overall satisfaction with each feature and do not necessarily take into account the breadth of individual product features. The results are shown below.

Administration

	Payroll Entry	Time Off Accrual	Direct Deposit	Expense Reimbursement	Pre-tax Deductions	Wage Garnishment	Approvals	Check/W-2 Printing	Check/W-2 Delivery
Justworks	86%	89%	94%	94%	90%	93%	85%	95%	95%
RUN Powered by ADP	88%	81%	94%	84%	87%	90%	84%	89%	89%
Namely	82%	85%	92%	83%	86%	88%	87%	89%	88%
Pilot	89%	88%	90%	86%	86%	88%	91%	92%	92%
Fingercheck Payroll	92%	92%	95%	95%	96%	95%	96%	96%	93%
Akrivia HCM	N/A	N/A		N/A	N/A	N/A	N/A	N/A	
Darwinbox	N/A	N/A	N/A	N/A	N/A	N/A	N/A	N/A	N/A
247HRM	90%	86%	82%	87%	87%	90%	89%	88%	89%
Oyster	N/A	N/A	N/A	N/A	N/A	N/A	N/A	N/A	N/A
Netchex	98%	88%	100%	N/A	98%	94%	N/A	98%	100%
EPAY HCM	89%	86%	93%	90%	87%	87%	90%	94%	89%
HROne	100%	97%	97%	93%	98%	N/A	96%	N/A	N/A
Checkwriters	94%	83%	95%	N/A	94%	97%	84%	94%	94%
Paypro Workforce Management	97%	92%	95%	96%	97%	96%	93%	98%	96%
Greenshades	90%	91%	97%	97%	95%	89%	79%	93%	94%
Employment Hero	94%	90%	94%	84%	95%	98%	92%	N/A	N/A
Multiplier	88%	N/A	93%	89%	89%	N/A	91%	N/A	N/A
ZenHR	N/A	91%	N/A	89%	N/A	N/A	95%	N/A	N/A

(Feature Comparison for Payroll continues on next page)

*N/A is displayed when fewer than five responses were received for the question.

**A blank box indicates that a seller has selected that they do not offer that feature.



Feature Comparison for Payroll (continued)

G2 users have evaluated the following products by feature. Feature ratings are representative of reviewers' overall satisfaction with each feature and do not necessarily take into account the breadth of individual product features. The results are shown below.

Administration

	Payroll Entry	Time Off Accrual	Direct Deposit	Expense Reimbursement	Pre-tax Deductions	Wage Garnishment	Approvals	Check/W-2 Printing	Check/W-2 Delivery
Paybooks	92%	94%	91%	94%	90%	91%	94%	88%	88%
Fuse	94%	90%	93%	88%	97%	96%	95%	97%	97%
Vista	86%	88%	91%	88%	93%	88%	90%	88%	90%
OnePoint HCM	95%	94%	96%	94%	91%	93%	92%	96%	96%
UZIO Payroll & HR	N/A	N/A	N/A	N/A	N/A	N/A	N/A	N/A	N/A
Vantage HCM	87%	82%	92%	91%	90%	85%	91%	94%	95%
Workday HCM	90%	89%	92%	89%	89%	85%	89%	90%	89%
Oracle PeopleSoft	91%	89%	91%	88%	86%	85%	88%	87%	89%
TriNet	89%	83%	93%	82%	89%	84%	88%	89%	92%
QB Enterprise	87%	83%	91%	85%	90%	91%	94%	90%	93%
Zenefits	92%	93%	94%	90%	94%	94%	95%	94%	98%
Sage HR	N/A	N/A	N/A	N/A	N/A	N/A	N/A	N/A	N/A
Gusto	90%	78%	92%	81%	90%	88%	83%	85%	86%
Sage HRMS	93%	76%	95%	94%	87%	92%	83%	92%	90%
SAP SuccessFactors Employee Central Payroll	89%	89%	N/A	N/A	N/A	N/A	86%	N/A	N/A
toasttab.com	88%	89%	95%	96%	92%	88%	86%	96%	95%
UKG Dimensions	90%	79%	93%	N/A	91%	90%	89%	91%	92%
Heartland Payroll	86%	73%	89%	N/A	83%	79%	97%	98%	94%

(Feature Comparison for Payroll continues on next page)

*N/A is displayed when fewer than five responses were received for the question.

**A blank box indicates that a seller has selected that they do not offer that feature.



Feature Comparison for Payroll (continued)

G2 users have evaluated the following products by feature. Feature ratings are representative of reviewers’ overall satisfaction with each feature and do not necessarily take into account the breadth of individual product features. The results are shown below.

Administration

	Payroll Entry	Time Off Accrual	Direct Deposit	Expense Reimbursement	Pre-tax Deductions	Wage Garnishment	Approvals	Check/W-2 Printing	Check/W-2 Delivery
DATIS, Part of ContinuumCloud	90%	88%	93%	89%	89%	90%	90%	92%	95%
Rise	85%	82%	92%	87%	88%	83%	88%	N/A	83%
Zimyo	N/A	N/A	N/A	N/A	N/A	N/A	N/A	N/A	N/A
Asure	73%	71%	81%	N/A	82%	83%	N/A	67%	73%
SentricHR	86%	79%	93%	N/A	95%	94%	87%	96%	98%
WebHR	87%	79%	80%	85%	86%	89%	83%	81%	79%
Viventium Software	84%	N/A	83%	N/A	82%	N/A	N/A	86%	81%
SurePayroll	82%	71%	87%	66%	85%	77%	79%	81%	82%
CAVU HCM	N/A	N/A	N/A	N/A	N/A	N/A	N/A	N/A	N/A
Average	90%	86%	92%	89%	90%	90%	90%	91%	91%

(Feature Comparison for Payroll continues on next page)

*N/A is displayed when fewer than five responses were received for the question.
**A blank box indicates that a seller has selected that they do not offer that feature.



Feature Comparison for Payroll (continued)

G2 users have evaluated the following products by feature. Feature ratings are representative of reviewers’ overall satisfaction with each feature and do not necessarily take into account the breadth of individual product features. The results are shown below.

Taxes

	Tax Calculation	Tax Filing	Automatic Tax Payment
Paylocity	93%	93%	94%
Rippling	97%	97%	97%
Workforce Now	91%	90%	
Paycom	91%	91%	
Remote	93%	95%	95%
UKG Pro	88%	85%	85%
greytHR	90%		
Deel	94%	92%	94%
Keka HR	90%	88%	89%
isolved	89%	88%	89%
APS	95%	94%	95%
Ceridian Dayforce	91%	90%	91%
UKG Ready	88%	86%	
Desktop Pro	93%	97%	94%
BambooHR	93%	88%	91%
Inova Payroll	89%	88%	89%
Paycor	83%	84%	85%
Paychex Flex	91%	90%	91%

(Feature Comparison for Payroll continues on next page)

*N/A is displayed when fewer than five responses were received for the question.
**A blank box indicates that a seller has selected that they do not offer that feature.



Feature Comparison for Payroll (continued)

G2 users have evaluated the following products by feature. Feature ratings are representative of reviewers’ overall satisfaction with each feature and do not necessarily take into account the breadth of individual product features. The results are shown below.

Taxes

	Tax Calculation	Tax Filing	Automatic Tax Payment
Justworks	87%	87%	
RUN Powered by ADP	91%	86%	90%
Namely	82%	81%	84%
Pilot	86%	86%	80%
Fingercheck Payroll	98%	95%	95%
Akrivia HCM	N/A	N/A	N/A
Darwinbox	N/A	N/A	N/A
247HRM	88%	89%	
Oyster	N/A	N/A	N/A
Netchex	100%	98%	98%
EPAY HCM	93%	84%	87%
HROne	94%	100%	98%
Checkwriters	92%	91%	91%
Paypro Workforce Management	95%	95%	96%
Greenshades	92%	94%	95%
Employment Hero	93%	94%	
Multiplier	89%	N/A	91%
ZenHR	N/A	N/A	N/A

(Feature Comparison for Payroll continues on next page)

*N/A is displayed when fewer than five responses were received for the question.
**A blank box indicates that a seller has selected that they do not offer that feature.

Feature Comparison for Payroll (continued)

G2 users have evaluated the following products by feature. Feature ratings are representative of reviewers' overall satisfaction with each feature and do not necessarily take into account the breadth of individual product features. The results are shown below.

Taxes

	Tax Calculation	Tax Filing	Automatic Tax Payment
Paybooks	90%	91%	93%
Fuse	97%	97%	
Vista	91%	91%	90%
OnePoint HCM	94%	94%	93%
UZIO Payroll & HR	N/A	N/A	
Vantage HCM	94%		
Workday HCM	91%		
Oracle PeopleSoft	87%	85%	82%
TriNet	89%	89%	90%
QB Enterprise	94%	94%	96%
Zenefits	88%	84%	86%
Sage HR	N/A	N/A	N/A
Gusto	88%	84%	
Sage HRMS	89%	81%	79%
SAP SuccessFactors Employee Central Payroll	N/A		
toasttab.com	84%	86%	94%
UKG Dimensions	86%	78%	77%
Heartland Payroll	83%	78%	

(Feature Comparison for Payroll continues on next page)

*N/A is displayed when fewer than five responses were received for the question.

**A blank box indicates that a seller has selected that they do not offer that feature.

Feature Comparison for Payroll (continued)

G2 users have evaluated the following products by feature. Feature ratings are representative of reviewers' overall satisfaction with each feature and do not necessarily take into account the breadth of individual product features. The results are shown below.

Taxes

	Tax Calculation	Tax Filing	Automatic Tax Payment
DATIS, Part of ContinuumCloud	92%	92%	90%
Rise	83%	83%	85%
Zimyo	N/A	N/A	N/A
Asure	84%	78%	76%
SentricHR	94%	96%	96%
WebHR	79%	77%	80%
Viventium Software	84%		
SurePayroll	81%	81%	
CAVU HCM	N/A	N/A	N/A
Average	90%	89%	90%

(Feature Comparison for Payroll continues on next page)

*N/A is displayed when fewer than five responses were received for the question.

**A blank box indicates that a seller has selected that they do not offer that feature.



Feature Comparison for Payroll (continued)

G2 users have evaluated the following products by feature. Feature ratings are representative of reviewers’ overall satisfaction with each feature and do not necessarily take into account the breadth of individual product features. The results are shown below.

Integration

	API / Integration	Time Tracking Integration	Accounting Integration	Core HR Integration
Paylocity	89%	91%	89%	90%
Rippling	96%	96%	96%	98%
Workforce Now	84%	88%	86%	86%
Paycom	89%	91%	90%	91%
Remote				
UKG Pro	81%	86%	84%	87%
greytHR	90%	89%	90%	89%
Deel	91%	87%	90%	93%
Keka HR	86%	90%	88%	91%
isolved	83%	86%	83%	85%
APS	90%	94%	89%	92%
Ceridian Dayforce	84%	89%	86%	88%
UKG Ready	85%	88%	86%	89%
Desktop Pro	90%	97%	90%	96%
BambooHR	84%	88%	91%	92%
Inova Payroll	83%	87%	82%	83%
Paycor	77%	82%	78%	80%
Paychex Flex	80%	85%	79%	79%

(Feature Comparison for Payroll continues on next page)

*N/A is displayed when fewer than five responses were received for the question.
**A blank box indicates that a seller has selected that they do not offer that feature.



Feature Comparison for Payroll (continued)

G2 users have evaluated the following products by feature. Feature ratings are representative of reviewers’ overall satisfaction with each feature and do not necessarily take into account the breadth of individual product features. The results are shown below.

Integration

	API / Integration	Time Tracking Integration	Accounting Integration	Core HR Integration
Justworks	73%	85%	89%	83%
RUN Powered by ADP	79%	80%	72%	89%
Namely	79%	78%	77%	81%
Pilot	88%	86%	83%	90%
Fingercheck Payroll	94%	95%	95%	90%
Akrivia HCM	N/A	N/A	N/A	N/A
Darwinbox	N/A	N/A	N/A	N/A
247HRM	82%	87%	83%	87%
Oyster	N/A	N/A	N/A	N/A
Netchex	N/A	N/A	N/A	N/A
EPAY HCM	86%	90%	89%	89%
HROne	97%	94%	N/A	94%
Checkwriters	N/A	77%	83%	
Paypro Workforce Management	95%	92%	92%	98%
Greenshades	100%	92%	95%	91%
Employment Hero	80%	76%	89%	93%
Multiplier	N/A	N/A	N/A	N/A
ZenHR	N/A	N/A	N/A	N/A

(Feature Comparison for Payroll continues on next page)

*N/A is displayed when fewer than five responses were received for the question.
**A blank box indicates that a seller has selected that they do not offer that feature.



Feature Comparison for Payroll (continued)

G2 users have evaluated the following products by feature. Feature ratings are representative of reviewers' overall satisfaction with each feature and do not necessarily take into account the breadth of individual product features. The results are shown below.

Integration

	API / Integration	Time Tracking Integration	Accounting Integration	Core HR Integration
Paybooks	90%	90%	92%	94%
Fuse	91%	92%	91%	88%
Vista	88%	91%	91%	90%
OnePoint HCM	87%	93%	89%	84%
UZIO Payroll & HR		N/A	N/A	N/A
Vantage HCM	91%	89%	87%	90%
Workday HCM	85%	88%	87%	89%
Oracle PeopleSoft	84%	87%	83%	87%
TriNet	74%	76%	78%	80%
QB Enterprise	88%	93%	88%	91%
Zenefits	89%	96%	90%	92%
Sage HR	N/A	N/A	N/A	N/A
Gusto	84%	81%	87%	79%
Sage HRMS	79%	69%	79%	90%
SAP SuccessFactors Employee Central Payroll	N/A	N/A	N/A	N/A
toasttab.com	71%	84%	88%	94%
UKG Dimensions	73%	76%	78%	78%
Heartland Payroll	66%	N/A	N/A	66%

(Feature Comparison for Payroll continues on next page)

*N/A is displayed when fewer than five responses were received for the question.

**A blank box indicates that a seller has selected that they do not offer that feature.



Feature Comparison for Payroll (continued)

G2 users have evaluated the following products by feature. Feature ratings are representative of reviewers’ overall satisfaction with each feature and do not necessarily take into account the breadth of individual product features. The results are shown below.

Integration

	API / Integration	Time Tracking Integration	Accounting Integration	Core HR Integration
DATIS, Part of ContinuumCloud		93%	89%	94%
Rise	69%	76%	64%	N/A
Zimyo	N/A	N/A	N/A	N/A
Asure	N/A	79%	63%	N/A
SentricHR	70%	82%	86%	79%
WebHR	85%	85%	89%	90%
Viventium Software	N/A	N/A	N/A	N/A
SurePayroll	75%	N/A	N/A	N/A
CAVU HCM	N/A	N/A	N/A	N/A
Average	84%	87%	86%	88%

(Feature Comparison for Payroll continues on next page)

*N/A is displayed when fewer than five responses were received for the question.
**A blank box indicates that a seller has selected that they do not offer that feature.



Feature Comparison for Payroll (continued)

G2 users have evaluated the following products by feature. Feature ratings are representative of reviewers’ overall satisfaction with each feature and do not necessarily take into account the breadth of individual product features. The results are shown below.

Platform

	Reporting and Dashboards	User, Role, and Access Management	Performance and Reliability	Scalability
Paylocity	89%	89%	92%	92%
Rippling	97%	97%	98%	98%
Workforce Now	85%	86%	87%	88%
Paycom	90%	91%	91%	91%
Remote		96%	96%	96%
UKG Pro	84%	87%	88%	88%
greytHR	88%	89%	89%	90%
Deel	91%	89%	95%	95%
Keka HR	90%	91%	91%	90%
isolved	84%	84%	87%	88%
APS	90%	92%	93%	93%
Ceridian Dayforce	84%	88%	87%	88%
UKG Ready	86%	85%	85%	87%
Desktop Pro	92%	93%	90%	89%
BambooHR	90%	91%	90%	88%
Inova Payroll	81%	84%	89%	87%
Paycor	81%	81%	81%	83%
Paychex Flex	85%	85%	87%	86%

(Feature Comparison for Payroll continues on next page)

*N/A is displayed when fewer than five responses were received for the question.
**A blank box indicates that a seller has selected that they do not offer that feature.



Feature Comparison for Payroll (continued)

G2 users have evaluated the following products by feature. Feature ratings are representative of reviewers’ overall satisfaction with each feature and do not necessarily take into account the breadth of individual product features. The results are shown below.

Platform

	Reporting and Dashboards	User, Role, and Access Management	Performance and Reliability	Scalability
Justworks	80%	85%	92%	87%
RUN Powered by ADP	83%	86%	88%	84%
Namely	85%	84%	87%	85%
Pilot	89%	94%	94%	91%
Fingercheck Payroll	96%	96%	95%	94%
Akrivia HCM	N/A	N/A	N/A	N/A
Darwinbox	N/A	N/A	N/A	N/A
247HRM	86%	87%	88%	88%
Oyster	N/A	N/A	N/A	N/A
Netchex	94%	94%	96%	98%
EPAY HCM	88%	90%	89%	92%
HROne	98%	100%	92%	95%
Checkwriters	88%	90%	95%	N/A
Paypro Workforce Management	95%	95%	95%	93%
Greenshades	93%	90%	92%	94%
Employment Hero	86%	86%	90%	91%
Multiplier	89%	91%	91%	N/A
ZenHR	90%	91%	88%	81%

(Feature Comparison for Payroll continues on next page)

*N/A is displayed when fewer than five responses were received for the question.
**A blank box indicates that a seller has selected that they do not offer that feature.



Feature Comparison for Payroll (continued)

G2 users have evaluated the following products by feature. Feature ratings are representative of reviewers’ overall satisfaction with each feature and do not necessarily take into account the breadth of individual product features. The results are shown below.

Platform

	Reporting and Dashboards	User, Role, and Access Management	Performance and Reliability	Scalability
Paybooks	91%	94%	91%	94%
Fuse	93%	93%	93%	94%
Vista	86%	95%	91%	91%
OnePoint HCM	91%	91%	91%	92%
UZIO Payroll & HR	N/A	N/A	N/A	N/A
Vantage HCM	86%	90%	85%	89%
Workday HCM	89%	89%	88%	88%
Oracle PeopleSoft	82%	82%	87%	87%
TriNet	77%	80%	80%	79%
QB Enterprise	89%	86%	82%	77%
Zenefits	92%	93%	93%	94%
Sage HR	N/A	N/A	N/A	N/A
Gusto	87%	87%	88%	81%
Sage HRMS	79%	96%	91%	88%
SAP SuccessFactors Employee Central Payroll	89%	94%	91%	N/A
toasttab.com	79%	87%	86%	82%
UKG Dimensions	78%	80%	80%	80%
Heartland Payroll	78%	77%	77%	79%

(Feature Comparison for Payroll continues on next page)

*N/A is displayed when fewer than five responses were received for the question.
**A blank box indicates that a seller has selected that they do not offer that feature.



Feature Comparison for Payroll (continued)

G2 users have evaluated the following products by feature. Feature ratings are representative of reviewers’ overall satisfaction with each feature and do not necessarily take into account the breadth of individual product features. The results are shown below.

Platform

	Reporting and Dashboards	User, Role, and Access Management	Performance and Reliability	Scalability
DATIS, Part of ContinuumCloud	81%	88%	87%	92%
Rise	78%	87%	84%	86%
Zimyo	N/A	N/A	N/A	N/A
Asure	64%	74%	72%	85%
SentricHR	80%	84%	81%	86%
WebHR	86%	82%	86%	86%
Viventium Software	83%	79%	79%	79%
SurePayroll	81%	85%	86%	77%
CAVU HCM	N/A	N/A	N/A	N/A
Average	86%	88%	89%	88%

*N/A is displayed when fewer than five responses were received for the question.
**A blank box indicates that a seller has selected that they do not offer that feature.



Additional Data for Payroll

The table below highlights implementation and deployment data as indicated in real user reviews on G2.

Implementation

	Deployment		Implementation Time	Implementation Method				Number of Users Purchased	Contract Term
	Cloud	On-Premises	Avg. Months to Go Live	In-House Team	Seller Services Team	Third-Party Consultant	Don't know	Median Number of Users Bought	Avg. Contract Term (Months)
Paylocity	100%	0%	2.6	65%	23%	0%	12%	175	8
Rippling	61%	39%	2.1	67%	14%	0%	19%	75	11
Workforce Now	100%	0%	3.2	58%	32%	1%	8%	175	13
Paycom	100%	0%	2.8	64%	25%	0%	11%	175	6
Remote	25%	75%	N/A	38%	0%	0%	63%	N/A	N/A
UKG Pro	100%	0%	4.7	64%	19%	4%	13%	375	28
greytHR	44%	56%	2.0	61%	23%	0%	15%	175	7
Deel	18%	82%	1.3	71%	6%	3%	21%	17	7
Keka HR	42%	58%	2.3	81%	6%	0%	13%	175	8
isolved	49%	51%	2.7	59%	15%	2%	24%	75	9
APS	100%	0%	1.9	64%	22%	1%	13%	17	6
Ceridian Dayforce	100%	0%	5.5	59%	32%	5%	4%	375	18
UKG Ready	100%	0%	6.1	65%	20%	5%	9%	175	20
Desktop Pro	0%	100%	0.6	73%	18%	6%	3%	3	10
BambooHR	100%	0%	2.2	77%	10%	0%	13%	75	1
Inova Payroll	44%	56%	3.5	49%	22%	0%	29%	75	7
Paycor	100%	0%	3.0	55%	23%	0%	22%	175	7
Paychex Flex	100%	0%	2.8	55%	35%	1%	10%	37	5

(Additional Data for Payroll continues on next page)

*N/A is displayed when data is not publicly available.



Additional Data for Payroll (continued)

The table below highlights implementation and deployment data as indicated in real user reviews on G2.

Implementation

	Deployment		Implementation Time	Implementation Method				Number of Users Purchased	Contract Term
	Cloud	On-Premises	Avg. Months to Go Live	In-House Team	Seller Services Team	Third-Party Consultant	Don't know	Median Number of Users Bought	Avg. Contract Term (Months)
Justworks	63%	38%	3.1	65%	8%	0%	27%	75	5
RUN Powered by ADP	33%	67%	2.2	67%	13%	0%	21%	3	3
Namely	100%	0%	2.9	65%	19%	0%	17%	175	13
Pilot	33%	67%	N/A	11%	0%	0%	89%	N/A	N/A
Fingercheck Payroll	28%	72%	2.0	73%	15%	0%	12%	125	9
Akrivia HCM	N/A	N/A	N/A	N/A	N/A	N/A	N/A	N/A	N/A
Darwinbox	N/A	N/A	N/A	N/A	N/A	N/A	N/A	N/A	N/A
247HRM	73%	27%	2.2	32%	66%	0%	2%	125	9
Oyster	N/A	N/A	N/A	N/A	N/A	N/A	N/A	N/A	N/A
Netchex	50%	50%	1.9	79%	16%	0%	5%	175	13
EPAY HCM	100%	0%	7.1	67%	17%	0%	17%	175	14
HROne	89%	11%	1.1	70%	10%	0%	20%	375	5
Checkwriters	38%	63%	1.7	44%	22%	0%	33%	175	0
Paypro Workforce Management	56%	44%	4.0	38%	31%	0%	31%	175	17
Greenshades	46%	54%	4.0	69%	15%	15%	0%	37	12
Employment Hero	69%	31%	2.2	83%	8%	0%	8%	125	4
Multiplier	80%	20%	0.6	N/A	N/A	N/A	N/A	N/A	N/A
ZenHR	N/A	N/A	N/A	N/A	N/A	N/A	N/A	N/A	N/A

(Additional Data for Payroll continues on next page)

*N/A is displayed when data is not publicly available.



Additional Data for Payroll(continued)

The table below highlights implementation and deployment data as indicated in real user reviews on G2.

Implementation

	Deployment		Implementation Time	Implementation Method				Number of Users Purchased	Contract Term
	Cloud	On-Premises	Avg. Months to Go Live	In-House Team	Seller Services Team	Third-Party Consultant	Don't know	Median Number of Users Bought	Avg. Contract Term (Months)
Paybooks	N/A	N/A	N/A	N/A	N/A	N/A	N/A	N/A	N/A
Fuse	100%	0%	1.9	73%	27%	0%	0%	125	8
Vista	N/A	N/A	N/A	N/A	N/A	N/A	N/A	N/A	N/A
OnePoint HCM	74%	26%	2.2	86%	14%	0%	0%	175	4
UZIO Payroll & HR	N/A	N/A	N/A	N/A	N/A	N/A	N/A	N/A	N/A
Vantage HCM	100%	0%	6.8	60%	33%	7%	0%	175	18
Workday HCM	100%	0%	7.8	38%	25%	25%	13%	750	N/A
Oracle PeopleSoft	30%	70%	2.4	75%	17%	8%	0%	175	N/A
TriNet	100%	0%	2.3	57%	20%	6%	18%	75	8
QB Enterprise	18%	82%	0.8	82%	0%	0%	18%	7	4
Zenefits	70%	30%	1.6	75%	9%	3%	13%	75	13
Sage HR	60%	40%	2.5	100%	0%	0%	0%	175	N/A
Gusto	100%	0%	1.0	56%	17%	0%	28%	75	8
Sage HRMS	11%	89%	4.4	56%	11%	22%	11%	7	6
SAP SuccessFactors Employee Central Payroll	N/A	N/A	N/A	N/A	N/A	N/A	N/A	N/A	N/A
toasttab.com	73%	27%	2.0	70%	20%	0%	10%	175	14
UKG Dimensions	79%	21%	11.4	57%	36%	0%	7%	750	30
Heartland Payroll	44%	56%	2.8	50%	38%	0%	13%	3	12

(Additional Data for Payroll continues on next page)

*N/A is displayed when data is not publicly available.



Additional Data for Payroll (continued)

The table below highlights implementation and deployment data as indicated in real user reviews on G2.

Implementation

	Deployment		Implementation Time	Implementation Method				Number of Users Purchased	Contract Term
	Cloud	On-Premises	Avg. Months to Go Live	In-House Team	Seller Services Team	Third-Party Consultant	Don't know	Median Number of Users Bought	Avg. Contract Term (Months)
DATIS, Part of ContinuumCloud	63%	38%	4.2	47%	33%	0%	20%	375	14
Rise	100%	0%	1.3	77%	23%	0%	0%	7	0
Zimyo	80%	20%	1.2	80%	0%	0%	20%	N/A	N/A
Asure	25%	75%	3.9	43%	7%	7%	43%	3	4
SentricHR	58%	42%	3.2	75%	20%	5%	0%	175	14
WebHR	75%	25%	1.8	67%	33%	0%	0%	75	14
Viventium Software	20%	80%	0.8	N/A	N/A	N/A	N/A	3	N/A
SurePayroll	100%	0%	N/A	N/A	N/A	N/A	N/A	7	N/A
CAVU HCM	N/A	N/A	N/A	N/A	N/A	N/A	N/A	N/A	N/A

(Additional Data for Payroll continues on next page)

*N/A is displayed when data is not publicly available.

Additional Data for Payroll (continued)

The table below highlights the average user adoption of each product as indicated in real user reviews on G2.

User Adoption and Return on Investment (ROI)

	User Adoption	Payback Period
	Average User Adoption	Estimated ROI (payback period in months)
Paylocity	87%	19
Rippling	94%	19
Workforce Now	84%	23
Paycom	89%	20
Remote	N/A	N/A
UKG Pro	87%	27
greytHR	88%	17
Deel	63%	21
Keka HR	89%	20
isolved	82%	22
APS	91%	14
Ceridian Dayforce	90%	22
UKG Ready	89%	27
Desktop Pro	80%	6
BambooHR	93%	18
Inova Payroll	77%	22
Paycor	81%	19
Paychex Flex	79%	19

(Additional Data for Payroll continues on next page)

*N/A is displayed when data is not publicly available.

Additional Data for Payroll (continued)

The table below highlights the average user adoption of each product as indicated in real user reviews on G2.

User Adoption and Return on Investment (ROI)

	User Adoption	Payback Period
	Average User Adoption	Estimated ROI (payback period in months)
Justworks	95%	15
RUN Powered by ADP	81%	15
Namely	94%	26
Pilot	N/A	N/A
Fingercheck Payroll	79%	19
Akrivia HCM	N/A	N/A
Darwinbox	N/A	N/A
247HRM	84%	9
Oyster	N/A	N/A
Netchex	93%	17
EPAY HCM	91%	N/A
HROne	87%	9
Checkwriters	71%	13
Paypro Workforce Management	54%	27
Greenshades	81%	9
Employment Hero	95%	14
Multiplier	54%	N/A
ZenHR	N/A	N/A

(Additional Data for Payroll continues on next page)

*N/A is displayed when data is not publicly available.

Additional Data for Payroll (continued)

The table below highlights the average user adoption of each product as indicated in real user reviews on G2.

User Adoption and Return on Investment (ROI)

	User Adoption	Payback Period
	Average User Adoption	Estimated ROI (payback period in months)
Paybooks	N/A	N/A
Fuse	92%	N/A
Vista	N/A	N/A
OnePoint HCM	82%	12
UZIO Payroll & HR	N/A	N/A
Vantage HCM	66%	21
Workday HCM	96%	N/A
Oracle PeopleSoft	83%	N/A
TriNet	94%	25
QB Enterprise	88%	13
Zenefits	96%	18
Sage HR	88%	16
Gusto	81%	22
Sage HRMS	72%	18
SAP SuccessFactors Employee Central Payroll	N/A	N/A
toasttab.com	77%	12
UKG Dimensions	84%	29
Heartland Payroll	83%	20

(Additional Data for Payroll continues on next page)

*N/A is displayed when data is not publicly available.

Additional Data for Payroll (continued)

The table below highlights the average user adoption of each product as indicated in real user reviews on G2.

User Adoption and Return on Investment (ROI)

	User Adoption	Payback Period
	Average User Adoption	Estimated ROI (payback period in months)
DATIS, Part of ContinuumCloud	79%	22
Rise	98%	N/A
Zimyo	87%	N/A
Asure	52%	39
SentricHR	90%	15
WebHR	61%	17
Viventium Software	98%	N/A
SurePayroll	N/A	N/A
CAVU HCM	N/A	N/A
Average	83%	19

(Additional Data for Payroll continues on next page)

*N/A is displayed when data is not publicly available.



Additional Data for Payroll (continued)

The table below highlights third-party market presence data used to inform the G2's Market Presence Score that highlights each product's impact and influence in the category.

Market Presence

	Seller Name	Year Founded	Revenue (\$MM)	Employees on LinkedIn (Seller)	LinkedIn Followers	Twitter Followers (Seller)	Glassdoor Rating
Paylocity	Paylocity	1997	\$561	4,813	80,123	4,419	4.0
Rippling	Rippling	2016	N/A	1,820	60,073	6,535	3.3
Workforce Now	ADP	1949	\$14,590	72,990	1,295,479	49,217	4.0
Paycom	Paycom		\$841	5,601	150,712	36,164	3.7
Remote	Remote	2019	N/A	2,855	258,063	30,623	3.9
UKG Pro	UKG	1977	N/A	12,914	104,199	47,413	4.0
greytHR	Greytip Software Pvt. Ltd.	1994	N/A	782	27,962	994	4.0
Deel	Deel	2019	N/A	2,360	124,449	18,297	3.9
Keka HR	Keka Technologies	2014	N/A	606	34,425	488	3.9
isolved	isolved HCM	1986	N/A	1,178	24,767	2,043	3.9
APS	APS	1996	N/A	150	2,923	1,081	4.4
Ceridian Dayforce	Ceridian	2012	N/A	8,396	182,765	17,933	3.7
UKG Ready	UKG	1977	N/A	12,914	104,199	47,413	4.0
Desktop Pro	Intuit	1983	\$7,679	15,136	539,464	81,900	4.6
BambooHR	BambooHR	2008	N/A	1,383	95,076	19,317	4.0
Inova Payroll	Inova Payroll, Inc.	2011	N/A	199	2,547	574	4.0
Paycor	Paycor	1990	N/A	2,607	48,829	3,777	3.6
Paychex Flex	Paychex Inc	1971	\$4,041	16,293	150,919	12,100	3.8

(Additional Data for Payroll continues on next page)

*N/A is displayed when data is not publicly available.



Additional Data for Payroll (continued)

The table below highlights third-party market presence data used to inform the G2's Market Presence Score that highlights each product's impact and influence in the category.

Market Presence

	Seller Name	Year Founded	Revenue (\$MM)	Employees on LinkedIn (Seller)	LinkedIn Followers	Twitter Followers (Seller)	Glassdoor Rating
Justworks	Justworks	2012	N/A	1,206	17,474	0	4.0
RUN Powered by ADP	ADP	1949	\$14,590	72,990	1,295,479	49,217	4.0
Namely	Namely	2012	N/A	280	26,380	9,430	4.0
Pilot	Pilot	2015	N/A	71	3,998	446	N/A
Fingercheck Payroll	Fingercheck	2013	N/A	108	3,163	2,075	4.2
Akrivia HCM	Akrivia Automation Pvt Ltd	2016	N/A	104	9,033	91	4.2
Darwinbox	Darwinbox Digital Solutions	2015	N/A	1,142	64,927	1,645	3.9
247HRM	247HRM	2000	N/A	10	739	112	0.0
Oyster	Oyster	2020	N/A	632	52,903	1,605	4.8
Netchex	Netchex	2003	N/A	259	7,480	746	3.7
EPAY HCM	EPAY Systems	2001	N/A	126	3,396	1,012	0.0
HROne	HROne	2016	N/A	151	22,791	1,658	4.0
Checkwriters	Checkwriters	1989	N/A	68	618	348	N/A
Paypro Workforce Management	Paypro Workforce Management	1992	N/A	45	739	0	3.4
Greenshades	Greenshades Software	2002	N/A	157	2,748	2,275	4.5
Employment Hero	Employment Hero	2014	N/A	603	80,345	13,711	4.6
Multiplier	Multiplier	2020	N/A	386	110,482	10,977	4.6
ZenHR	ZenHR Solutions	2017	N/A	143	29,338	8,534	4.1

(Additional Data for Payroll continues on next page)

*N/A is displayed when data is not publicly available.



Additional Data for Payroll (continued)

The table below highlights third-party market presence data used to inform the G2's Market Presence Score that highlights each product's impact and influence in the category.

Market Presence

	Seller Name	Year Founded	Revenue (\$MM)	Employees on LinkedIn (Seller)	LinkedIn Followers	Twitter Followers (Seller)	Glassdoor Rating
Paybooks	Paybooks	2012	N/A	78	1,626	113	4.3
Fuse	Fuse Workforce Management	2003	N/A	7	523	3,251	5.0
Vista	Personnel Data Systems Inc.	1974	N/A	59	972	11	0.0
OnePoint HCM	Onepoint Human Capital Management	2008	N/A	30	531	137	4.4
UZIO Payroll & HR	Uzio	2018	N/A	85	2,277	489	4.3
Vantage HCM	ADP	1949	\$14,590	72,990	1,295,479	49,217	4.0
Workday HCM	Workday	2005	\$4,318	19,059	747,794	52,924	4.2
Oracle PeopleSoft	Oracle	1977	\$39,068	205,668	8,772,083	816,135	3.9
TriNet	TriNet	1988	\$4,034	3,749	57,056	26,435	3.7
QB Enterprise	Intuit	1983	\$7,679	15,136	539,464	81,900	4.6
Zenefits	TriNet Zenefits	2013	N/A	496	70,759	8,516	4.2
Sage HR	Sage Software	1981	\$1,903	14,490	447,602	51,281	4.1
Gusto	Gusto	2011	N/A	2,439	60,268	19,984	3.5
Sage HRMS	Sage Software	1981	\$1,903	14,490	447,602	51,281	4.1
SAP SuccessFactors Employee Central Payroll	SAP	1972	\$27,338	107,830	3,159,462	303,114	4.4
toasttab.com	Toast	2011	N/A	4,615	115,190	9,253	4.2
UKG Dimensions	UKG	1977	N/A	12,914	104,199	47,413	4.0
Heartland Payroll	Heartland Payment Systems	1997	N/A	4,779	142,895	4,078	3.9

(Additional Data for Payroll continues on next page)

*N/A is displayed when data is not publicly available.



Additional Data for Payroll (continued)

The table below highlights third-party market presence data used to inform the G2's Market Presence Score that highlights each product's impact and influence in the category.

Market Presence

	Seller Name	Year Founded	Revenue (\$MM)	Employees on LinkedIn (Seller)	LinkedIn Followers	Twitter Followers (Seller)	Glassdoor Rating
DATIS, Part of ContinuumCloud	DATIS, Part of the ContinuumCloud	1996	N/A	28	3,185	670	3.3
Rise	Rise People	2011	N/A	73	5,900	1,917	2.7
Zimyo	Zimyo Consulting Pvt. Ltd	2018	N/A	115	19,725	0	4.7
Asure	Asure	1994	\$73	463	6,808	1,170	2.9
SentricHR	Sentric	1994	N/A	96	3,100	763	4.0
WebHR	WebHR	2006	N/A	46	3,273	4,421	5.0
Viventium Software	Viventium	1992	N/A	243	9,775	9,992	4.3
SurePayroll	SurePayroll	2000	N/A	307	6,239	4,232	3.6
CAVU HCM	CAVU HCM	2019	N/A	10	644	6	N/A

*N/A is displayed when data is not publicly available.