

Mid-Market Grid[®] Report for Payroll

Summer 2024



Payroll Software

Contenders								Leaders
Niche								High Performers

Satisfaction

Market Presence

G2 Grid[®] Scoring

(Payroll Software continues on next page)

Payroll Software (continued)

Payroll Software Definition

Payroll software allows companies to manage and streamline payroll processes and ensure employees are paid timely and accurately. These systems help HR departments automate payroll processes, and accounting teams support accurate bookkeeping. This software also calculates wages, taxes, and pre- and post-tax deductions, along with helping organizations comply with various state and federal taxes and Social Security requirements. Customers who use payroll software often leverage [multi-country payroll software](#) as well.

Payroll tools also integrate with a variety of other tools such as [core HR software](#), [accounting software](#), [benefits administration software](#), and [time and attendance software](#).

To qualify for inclusion in the Payroll category, a product must:

- ▶ Calculate and pay employee salaries
- ▶ Follow Employee Pay Rules, such as minimum wage and overtime pay
- ▶ Calculate and deduct withholdings, such as payroll taxes, insurance, retirement contributions, etc.
- ▶ Print or deposit paychecks directly and manage employee payment data, such as bank accounts
- ▶ Generate payroll reports like salary statements, benefits reports, or leave summaries
- ▶ Comply with local and national workplace laws and privacy regulations

Mid-Market Payroll Grid® Scoring Description

Products shown on the Mid-Market Grid® for Payroll have received a minimum of 10 reviews/ratings in data gathered by June 04, 2024. Products are ranked by customer satisfaction (based on user reviews) and market presence (based on market share, seller size, and social impact) and placed into four categories on the Grid®:

- ▶ Products in the Leader quadrant are rated highly by G2 users and have substantial Market Presence scores. Leaders include: [Deel](#), [Rippling](#), [Paylocity](#), [HROne](#), [ADP Workforce Now](#), [Remote](#), [Keka](#), [greytHR](#), [Paycom](#), [UKG Ready](#), [BambooHR](#), [Gusto](#), [Sage HRMS](#), [isolvd](#), [Justworks](#), [G-P](#), [Hubstaff](#), [APS](#), [QuickBooks Desktop Pro](#), [Inova Payroll](#), and [Proliant](#)
- ▶ High Performing products have high customer Satisfaction scores and low Market Presence compared to the rest of the category. High Performers include: [Multiplier](#), [Viventium Software](#), [Pento](#), [Netchex](#), [WebHR](#), [Fingercheck](#), [Borderless AI](#), [EBS PaySuite](#), [Superworks](#), [Employment Hero](#), [Plane](#), [EPAY HCM](#), [Checkwriters](#), [FreshBooks](#), [SunFish Workplaze](#), [Asure](#), [SentricHR](#), [Patriot Payroll](#), [isolvd by PNI•HCM](#), [Asanify](#), [Paypro Workforce Management](#), [SurePayroll](#), [Rise](#), [Eddy](#), [Greenshades](#), [Zimyo](#), [Paybooks](#), and [Workzoom](#)
- ▶ Contender products have relatively low customer Satisfaction scores and high Market Presence compared to the rest of the category. While they may have positive reviews, they do not have enough reviews to validate those ratings. Contenders include: [QuickBooks Desktop Enterprise](#), [Dayforce](#), [TriNet](#), [UKG Pro](#), [toasttab.com](#), [ADP Vantage HCM](#), [Paychex Flex](#), [RUN Powered by ADP](#), [Workday HCM](#), [Paycor](#), [SAP SuccessFactors Employee Central Payroll](#), [QuickBooks Payroll](#), [Heartland Payroll+](#), [Oracle PeopleSoft](#), [Namely](#), and [Zenefits](#)
- ▶ Niche products have relatively low Satisfaction scores and low Market Presence compared to the rest of the category. While they may have positive reviews, they do not have enough reviews to validate those ratings. Niche products include: [Darwinbox](#), [Pocket HRMS](#), [ELMO Software](#), [247HRM](#), [PrimePay](#), [ZenHR](#), [PDS Vista](#), [PayrollHero](#), [TraxPayroll](#), [CAVU HCM](#), [Fuse Workforce Management](#), [UZIO Payroll & HR](#), [OnePoint HCM](#), [DATIS](#), [Part of ContinuumCloud](#), [Akrivia HCM](#), and [factoHR](#)



Grid® Scores for Mid-Market Payroll Software

The table below shows the Satisfaction and Market Presence scores that determine product placement on the Mid-Market Grid®. To learn more about each of the products, please see the profile section.

Leaders

	# of Reviews	Satisfaction	Market Presence	G2 Score
Deel	551	94	81	88
Rippling	932	86	79	83
Paylocity	1738	75	90	82
HROne	701	99	54	77
Workforce Now	1946	51	99	75
Remote	319	82	66	74
Keka	551	85	61	73
greythR	448	75	71	73
Paycom	811	54	88	71
UKG Ready	329	56	83	70
BambooHR	249	70	68	69
Gusto	149	65	68	67
Sage HRMS	14	70	60	65
isolved	467	59	69	64
Justworks	96	62	64	63
G-P	92	66	59	62
Hubstaff	51	69	51	60
APS	360	64	53	58
Desktop Pro	110	57	57	57
Inova Payroll	288	60	52	56
Proliant	217	53	52	53

(Grid® Scores for Mid-Market Payroll Software continues on next page)

* Products are ordered by G2 Score. Satisfaction score is used as a tiebreaker if two products have the same G2 Score.



Grid® Scores for Mid-Market Payroll Software (continued)

The table below shows the Satisfaction and Market Presence scores that determine product placement on the Mid-Market Grid®. To learn more about each of the products, please see the profile section.

High Performers

	# of Reviews	Satisfaction	Market Presence	G2 Score
Multiplier	92	72	44	58
Viventium Software	26	61	46	54
Pento	63	71	37	54
Netchex	51	64	42	53
WebHR	63	69	37	53
Fingercheck	59	67	38	53
Borderless AI	39	76	29	52
EBS PaySuite	10	74	30	52
Superworks	26	70	34	52
Employment Hero	44	57	47	52
Plane	109	65	38	51
EPAY HCM	36	65	35	50
Checkwriters	38	64	35	49
FreshBooks	11	54	43	49
SunFish Workplaze	35	58	37	48
Asure	43	52	43	48
SentricHR	32	62	33	48
Patriot Payroll	10	58	36	47
isolved by PNI•HCM	12	64	29	47

(Grid® Scores for Mid-Market Payroll Software continues on next page)

* Products are ordered by G2 Score. Satisfaction score is used as a tiebreaker if two products have the same G2 Score.



Grid® Scores for Mid-Market Payroll Software (continued)

The table below shows the Satisfaction and Market Presence scores that determine product placement on the Mid-Market Grid®. To learn more about each of the products, please see the profile section.

High Performers (continued)

	# of Reviews	Satisfaction	Market Presence	G2 Score
Asanify	15	71	19	45
Paypro Workforce Management	33	53	37	45
SurePayroll	23	52	38	45
Rise	24	65	25	45
Eddy	13	64	24	44
Greenshades	23	64	24	44
Zimyo	22	52	27	40
Paybooks	15	52	24	38
Workzoom	10	60	15	38

(Grid® Scores for Mid-Market Payroll Software continues on next page)

* Products are ordered by G2 Score. Satisfaction score is used as a tiebreaker if two products have the same G2 Score.



Grid® Scores for Mid-Market Payroll Software (continued)

The table below shows the Satisfaction and Market Presence scores that determine product placement on the Mid-Market Grid®. To learn more about each of the products, please see the profile section.

Contenders

	# of Reviews	Satisfaction	Market Presence	G2 Score
QB Enterprise	60	48	68	58
Dayforce	301	39	71	55
TriNet	217	34	76	55
UKG Pro	653	28	81	54
toasttab.com	28	40	66	53
Vantage HCM	55	40	66	53
Paychex Flex	310	18	84	51
RUN Powered by ADP	66	28	73	50
Workday HCM	113	35	65	50
Paycor	337	21	78	50
SAP SuccessFactors Employee Central Payroll	21	40	59	49
QuickBooks Payroll	13	34	63	48
Heartland Payroll+	17	37	58	47
Oracle PeopleSoft	64	37	57	47
Namely	124	28	62	45
Zenefits	98	18	60	39

(Grid® Scores for Mid-Market Payroll Software continues on next page)

* Products are ordered by G2 Score. Satisfaction score is used as a tiebreaker if two products have the same G2 Score.



Grid® Scores for Mid-Market Payroll Software (continued)

The table below shows the Satisfaction and Market Presence scores that determine product placement on the Mid-Market Grid®. To learn more about each of the products, please see the profile section.

Niche

	# of Reviews	Satisfaction	Market Presence	G2 Score
Darwinbox	28	45	48	47
Pocket HRMS	15	45	33	39
ELMO Software	10	40	38	39
247HRM	101	48	29	38
PrimePay	16	28	42	35
ZenHR	14	44	25	34
Vista	12	46	22	34
PayrollHero	13	43	18	30
TraxPayroll	10	7	50	29
CAVU HCM	19	42	5	23
Fuse	30	15	29	22
UZIO Payroll & HR	10	33	11	22
OnePoint HCM	51	16	26	21
DATIS, Part of ContinuumCloud	40	16	27	21
Akrivia HCM	37	0	27	14
factoHR	10	0	19	10

* Products are ordered by G2 Score. Satisfaction score is used as a tiebreaker if two products have the same G2 Score.

Grid® Methodology

Grid® Rating Methodology

The Grid® represents the democratic voice of real software users, rather than the subjective opinion of one analyst. G2 rates products from the Payroll category algorithmically based on data sourced from product reviews shared by G2 users and data aggregated from online sources and social networks.

Technology buyers can use the Grid® to help them quickly select the best products for their businesses and to find peers with similar experiences. For sellers, media, investors, and analysts, the Grid® provides benchmarks for product comparison and market trend analysis.

Segmented Grid® Scoring Methodology

When viewing a Grid® by segment size, the same Grid® scoring methodology applies. However, the review data used is only from reviewers who are employed by a company within a particular company segment.

G2 uses the following definitions for company segments:

- ▶ Small-Business Review: A review from someone who works at a company with 50 or fewer employees
- ▶ Mid-Market Review: A review from someone who works at a company with 51-1,000 employees
- ▶ Enterprise Review: A review from someone who works at a company with 1,001+ employees

Grid® Scoring Methodology

G2 rates products and sellers based on reviews gathered from our user community, as well as data aggregated from online sources and social networks. We apply a unique algorithm (v3.0) to this data to calculate the Satisfaction and Market Presence scores in real time. The Mid-Market Grid® Report for Payroll | Summer 2024 is based on scores calculated using the G2 algorithm v3.0 from reviews collected through June 04, 2024. To view the Payroll Grid® with the most recent data, please visit the [Payroll](#) page. For more details on Grid® Scoring, please view the [G2 Scoring Methodology here](#).

Grid® Categorization Methodology

Making G2 research relevant and easy for people to use as they evaluate and select business software products is one of our most important goals. In support of that goal, organizing products and software companies in a well-defined structure that makes capturing, evaluating, and displaying reviews and other research in an orderly manner is a critical part of the research process.

To manage the process of categorizing the software products and the related reviews in the G2 community, G2 follows a publicly available [categorization methodology](#). All products appearing on the Grid® have passed through G2's categorization methodology and meet G2's category standards.

Many terms that appear regularly across G2 and are used to aid in product categorization warrant a definition to facilitate buyer understanding. These terms may be included within reviews from the G2 community or in executive summaries for products included on the Grid®. A [list of standard definitions](#) is available to G2 users to eliminate confusion and ease the buying process.

(Grid® Methodology continues on next page)

** Net Promoter, Net Promoter System, Net Promoter Score, NPS and the NPS-related emoticons are registered trademarks of Bain & Company, Inc., Fred Reichheld and Satmetrix Systems, Inc.



Grid® Methodology (continued)

Rating Changes and Dynamics

The ratings in this report are based on a snapshot of the user reviews and social data collected by G2 up through June 04, 2024. The ratings may change as the products are further developed, the sellers grow, and as additional opinions are shared by users. G2 updates the ratings on its website in real time as additional data is received, and this report will be updated as significant data is received. By improving their products and support and/or by having more satisfied customer voices heard, Contenders may become Leaders and Niche sellers may become High Performers.

Trust

Keeping our ratings unbiased is our top priority. We require the use of a LinkedIn account or verified business email address to validate a G2 user's identity and employer. We also validate users by partnering with sellers and organizations to securely authenticate users through select platforms. We do not allow users to review their current or former employers' products, or those of their employers' competitors. Additionally, all reviews are manually checked by our team after our algorithm filters out reviews that don't meet our submission requirements. All reviews must pass our moderation process before they are published.

Our G2 staff does not add any subjective input to the ratings, which are determined algorithmically based on data aggregated from publicly available online sources and social networks. Sellers cannot influence their ratings by spending time or money with us. Only the opinion of real users and data from public sources factor into the ratings.

G2 may occasionally offer incentives for honest reviews to help us gather a full and accurate data set. These incentives are offered as thank-yous for approved reviews. Incentives are never conditioned upon the substance of the review, positive or negative. Each such incentivized review is disclosed with an "Incentivized Review" banner.

Grid® Inclusion Criteria

All products in a G2 category that have at least 10 reviews from real users of the product are included on the Grid®. Inviting other users, such as colleagues and peers, to join G2 and share authentic product reviews will accelerate this process.

If a product is not yet listed on G2 and it fits the market definition above, then users are encouraged to [suggest its addition](#) to our [Payroll category](#).

Product Profiles

Product profiles and detailed charts are included for products with 10 or more reviews.



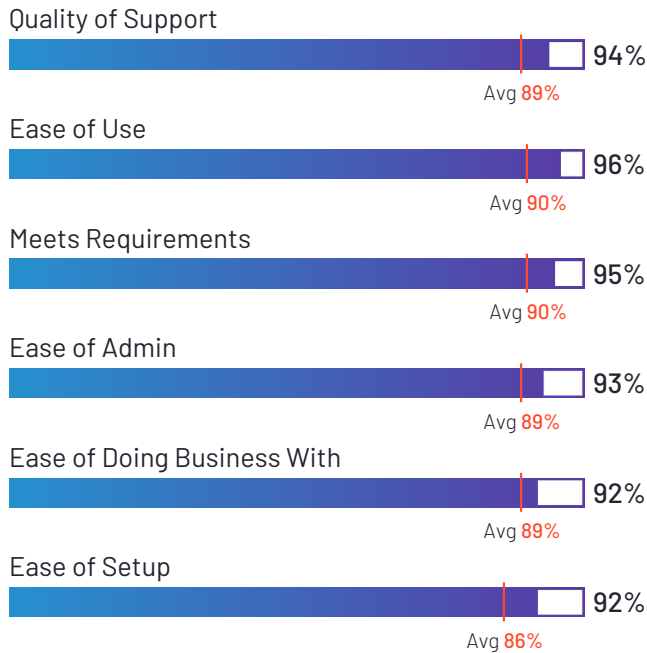
Deel

4.8 ★★★★★ (3,581)



Deel has been named a Leader based on receiving a high customer Satisfaction score and having a large Market Presence. 99% of users rated it 4 or 5 stars, 97% of users believe it is headed in the right direction, and users said they would be likely to recommend Deel at a rate of 96%. Deel is also in the Contractor Payments, Contractor Management, HR Compliance, Org Chart, Multi-Country Payroll, Onboarding, Core HR, Freelancer Management Systems, Employee Engagement, Global Employment Platforms(GEP), and Employer of Record(EOR) categories.


Satisfaction Ratings



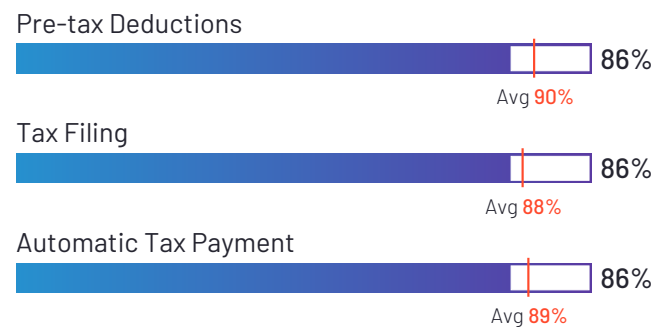
Top Industries Represented



Highest-Rated Features



Lowest-Rated Features



Ownership
Deel



HQ Location
San Francisco,
California



Year Founded
2019



**Employees (Listed
On LinkedIn)**
8,012



Company Website
www.deel.com



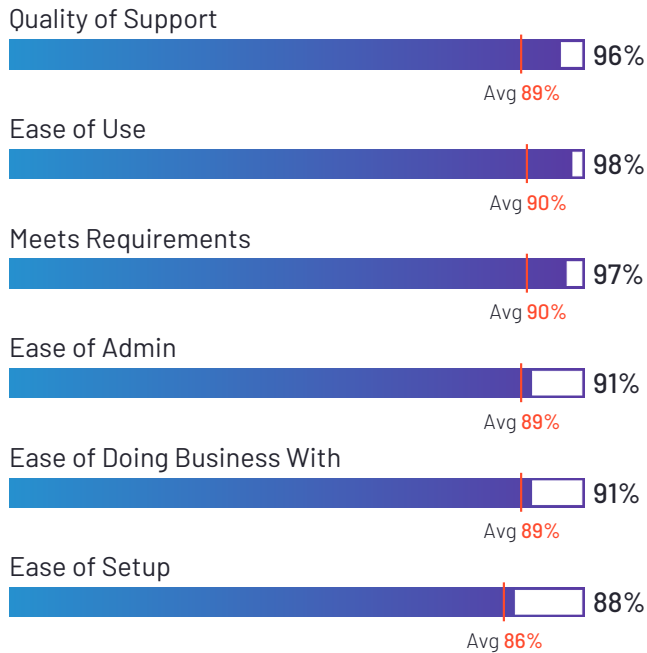
Rippling

4.8 ★★★★★ (2,400)

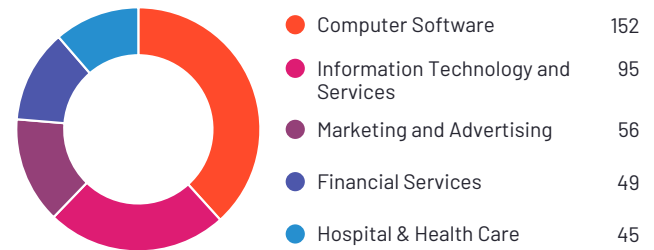


Rippling has been named a Leader based on receiving a high customer Satisfaction score and having a large Market Presence. 98% of users rated it 4 or 5 stars, 93% of users believe it is headed in the right direction, and users said they would be likely to recommend Rippling at a rate of 97%. Rippling is also in the Employer of Record (EOR), Global Employment Platforms (GEP), Contractor Payments, Contractor Management, HR Compliance, Spend Management, Multi-Country Payroll, Time & Attendance, PEO Providers, Training Management Systems, Endpoint Management, HR Analytics, Onboarding, Applicant Tracking Systems (ATS), Password Manager, Benefits Administration, Corporate Learning Management Systems, Identity and Access Management (IAM), User Provisioning and Governance Tools, Single Sign-On (SSO), Time Tracking, Expense Management, Core HR, Workforce Management, Mobile Device Management (MDM), Human Resource Management Systems, and Workforce Planning categories.

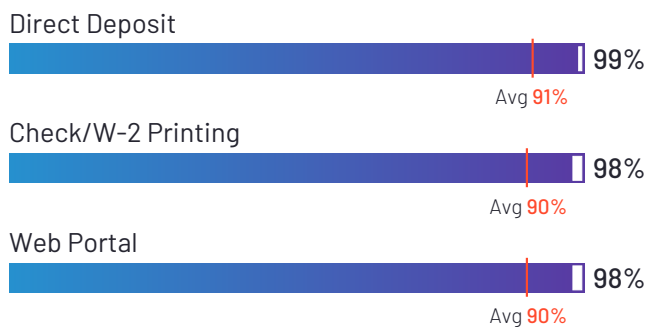
Satisfaction Ratings



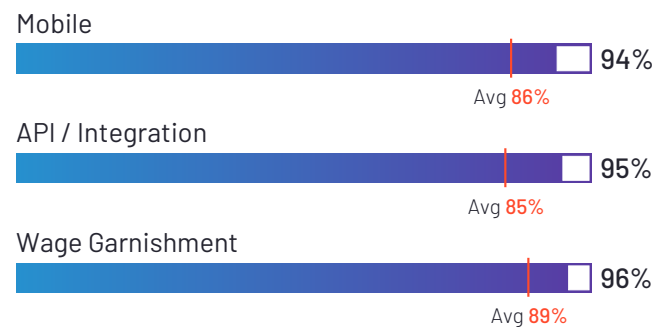
Top Industries Represented



Highest-Rated Features



Lowest-Rated Features



Ownership
Rippling



HQ Location
San Francisco, CA



Year Founded
2016



Employees (Listed On LinkedIn)
3,109



Company Website
rippling.com



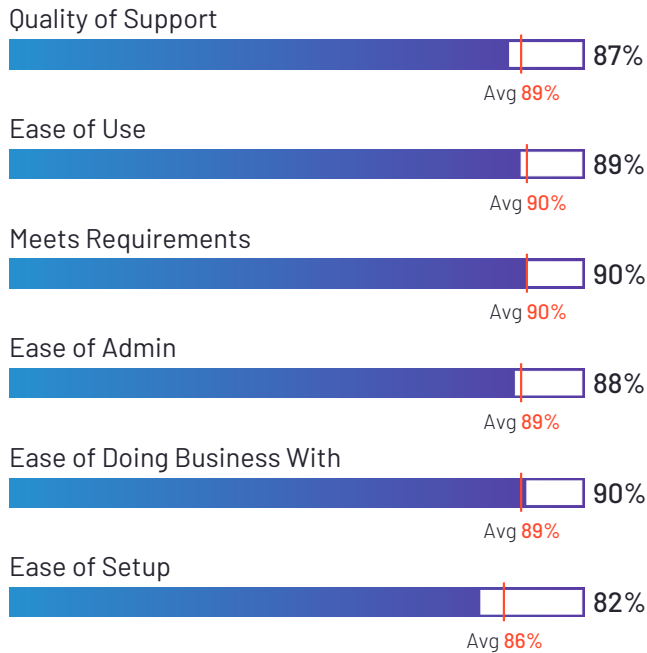
Paylocity

4.4 ★★★★★ (2,587)



Paylocity has been named a Leader based on receiving a high customer Satisfaction score and having a large Market Presence. 92% of users rated it 4 or 5 stars, 90% of users believe it is headed in the right direction, and users said they would be likely to recommend Paylocity at a rate of 87%. Paylocity is also in the Applicant Tracking Systems (ATS), Benefits Administration, Corporate Learning Management Systems, Time Tracking, Expense Management, Core HR, Workforce Management, Performance Management, Human Resource Management Systems, Onboarding, and Employee Experience categories.

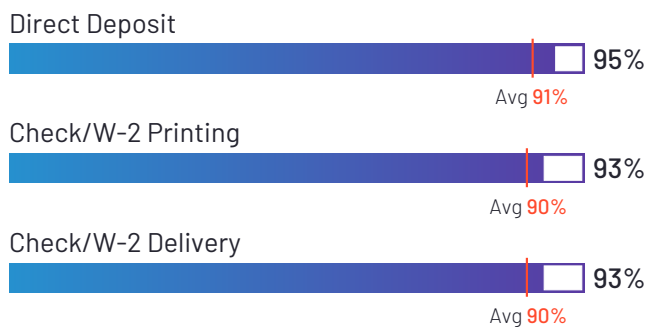
Satisfaction Ratings



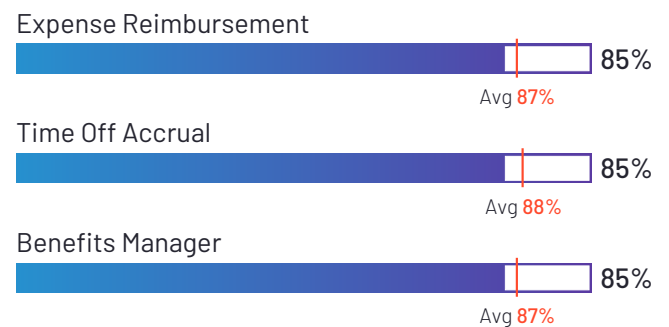
Top Industries Represented



Highest-Rated Features



Lowest-Rated Features



Ownership
Paylocity



HQ Location
Schaumburg, IL



Year Founded
1997



Employees (Listed On LinkedIn)
5,456



Company Website
paylocity.com



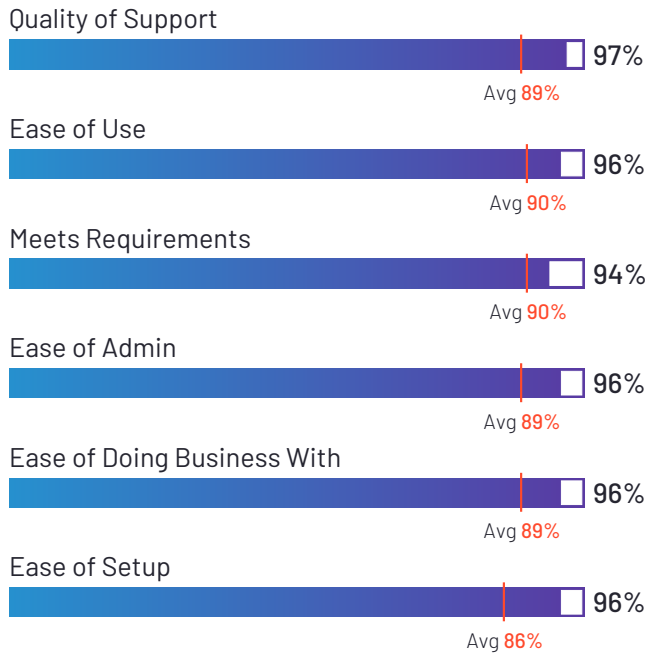
HROne

4.8 ★★★★★ (1,439)




HROne has been named a Leader based on receiving a high customer Satisfaction score and having a large Market Presence. HROne received the highest Satisfaction score among products in Payroll. 100% of users rated it 4 or 5 stars, 98% of users believe it is headed in the right direction, and users said they would be likely to recommend HROne at a rate of 95%. HROne is also in the Time & Attendance, HR Case Management, Applicant Tracking Systems (ATS), Time Tracking, Core HR, Workforce Management, Performance Management, Human Resource Management Systems, Employee Scheduling, and Absence Management categories.

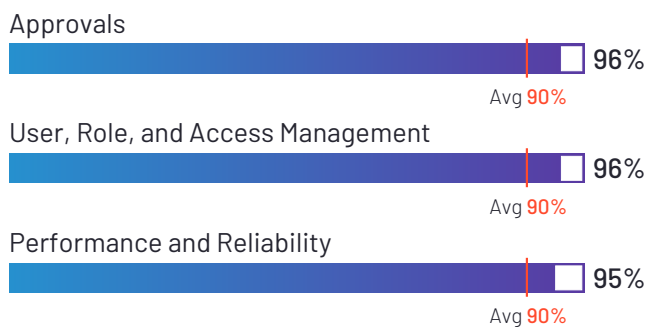
Satisfaction Ratings



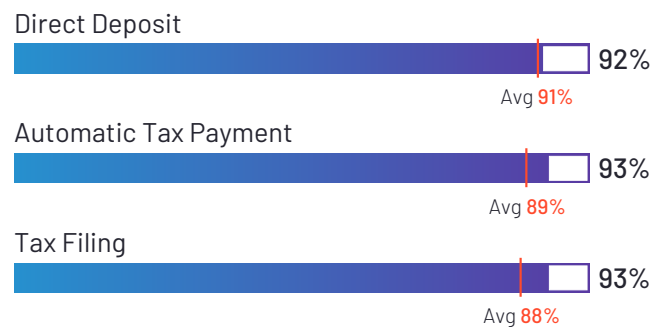
Top Industries Represented



Highest-Rated Features



Lowest-Rated Features



Ownership
HROne



HQ Location
Noida



Year Founded
2016



Employees (Listed On LinkedIn)
265



Company Website
hronet.cloud



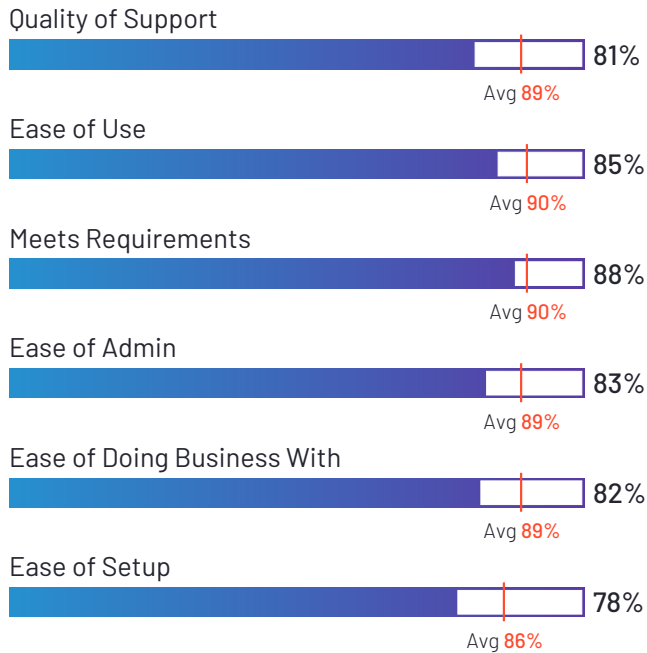
ADP Workforce Now

4.1 ★★★★★ (3,413)

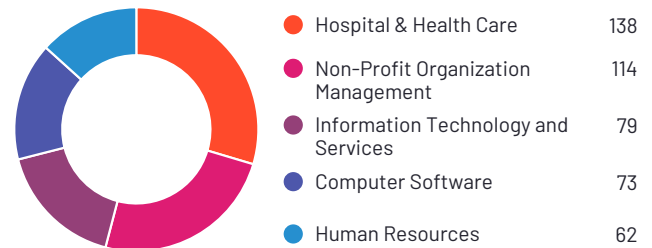


ADP Workforce Now has been named a Leader based on receiving a high customer Satisfaction score and having a large Market Presence. Workforce Now has the largest Market Presence among products in Payroll. 85% of users rated it 4 or 5 stars, 81% of users believe it is headed in the right direction, and users said they would be likely to recommend Workforce Now at a rate of 82%. Workforce Now is also in the Benefits Administration, Core HR, Workforce Management, Performance Management, Human Resource Management Systems, Onboarding, Candidate Relationship Management, Interview Scheduling, Job Description Management, HR Analytics, and Healthcare HR categories.

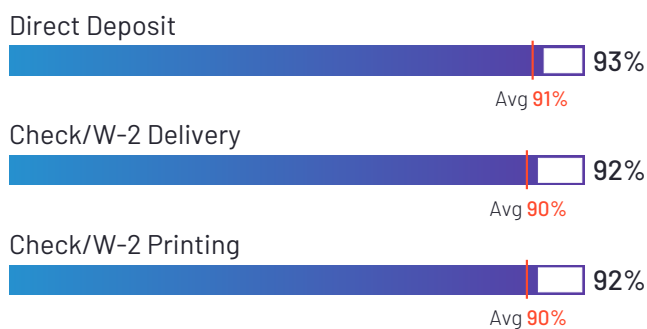
Satisfaction Ratings



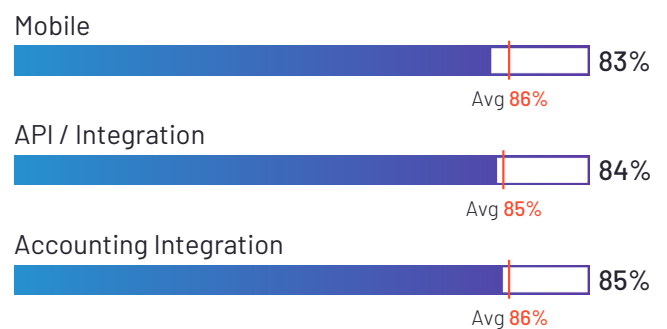
Top Industries Represented



Highest-Rated Features



Lowest-Rated Features



Ownership
ADP



HQ Location
Roseland, New Jersey



Year Founded
1949



Employees (Listed On LinkedIn)
67,955



Company Website
adp.com



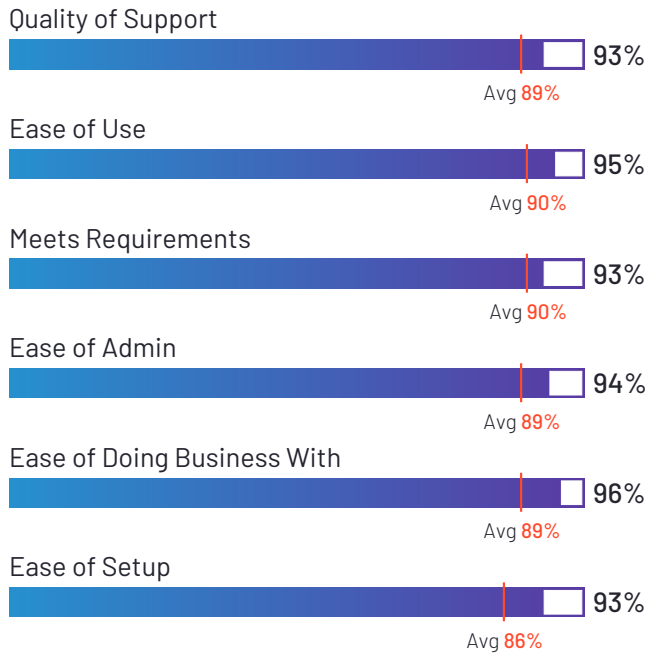
Remote

4.6 ★★★★★ (1,627)

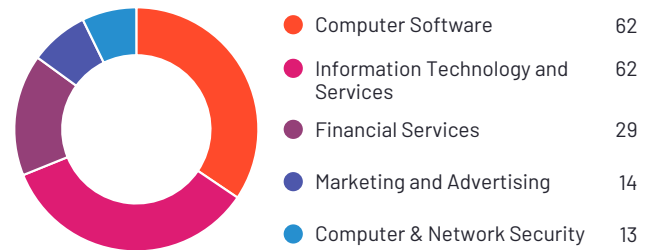


Remote has been named a Leader based on receiving a high customer Satisfaction score and having a large Market Presence. 97% of users rated it 4 or 5 stars, 91% of users believe it is headed in the right direction, and users said they would be likely to recommend Remote at a rate of 92%. Remote is also in the Global Employment Platforms (GEP), Contractor Payments, Contractor Management, Multi-Country Payroll, Freelancer Management Systems, Core HR, Job Search Sites, and Employer of Record (EOR) categories.

Satisfaction Ratings



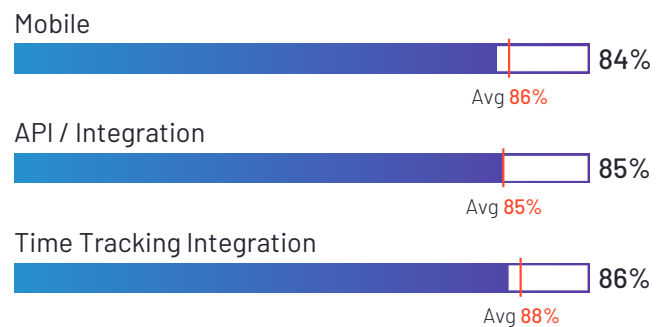
Top Industries Represented



Highest-Rated Features



Lowest-Rated Features



Ownership
Remote



HQ Location
San Francisco, CA



Year Founded
2019



Employees (Listed On LinkedIn)
5,772



Company Website
remote.com



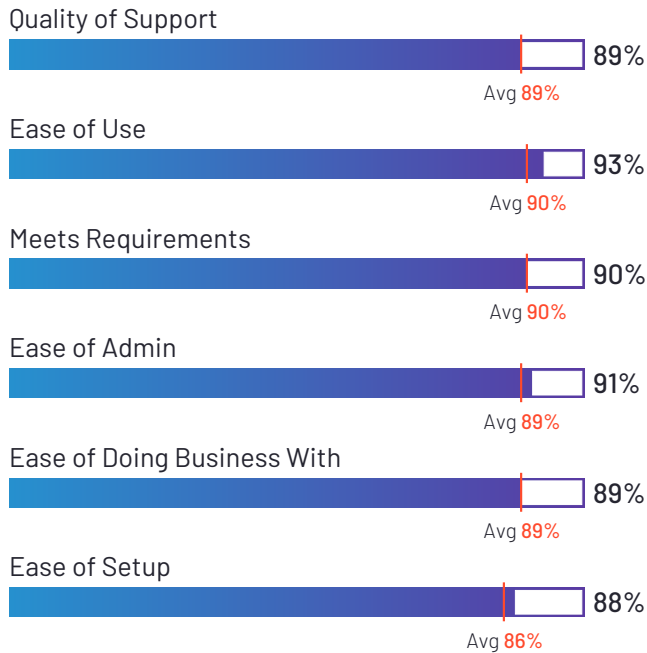
Keka

4.5 ★★★★★ (970)



Keka has been named a Leader based on receiving a high customer Satisfaction score and having a large Market Presence. 96% of users rated it 4 or 5 stars, 95% of users believe it is headed in the right direction, and users said they would be likely to recommend Keka at a rate of 89%. Keka is also in the 360 Feedback Tools, Work Management, Resource Management, Absence Management, Time & Attendance, Employee Recognition, Onboarding, Applicant Tracking Systems (ATS), Employee Engagement, Time Tracking, Core HR, Workforce Management, Professional Services Automation, Performance Management, Human Resource Management Systems, and Workforce Planning categories.


Satisfaction Ratings



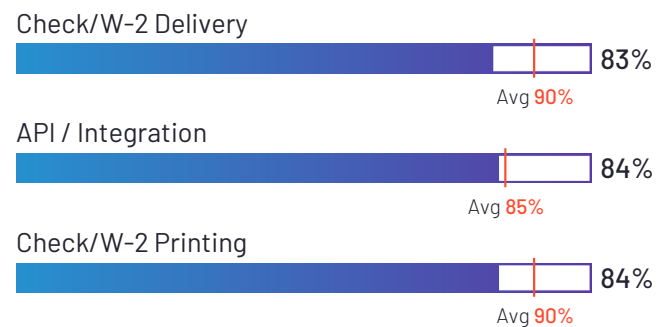
Top Industries Represented



Highest-Rated Features



Lowest-Rated Features



Ownership
Keka Technologies



HQ Location
Seattle, US



Year Founded
2015



Employees (Listed On LinkedIn)
963



Company Website
www.keka.com



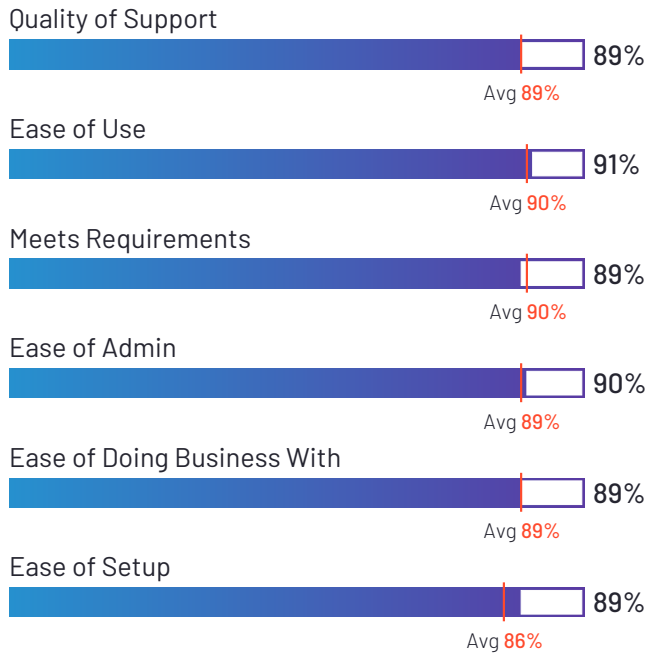
greytHR

4.4 ★★★★★ (866)



greytHR has been named a Leader based on receiving a high customer Satisfaction score and having a large Market Presence. 94% of users rated it 4 or 5 stars, 93% of users believe it is headed in the right direction, and users said they would be likely to recommend greytHR at a rate of 88%. greytHR is also in the Time & Attendance, Core HR, Workforce Management, Offboarding, and Absence Management categories.


Satisfaction Ratings



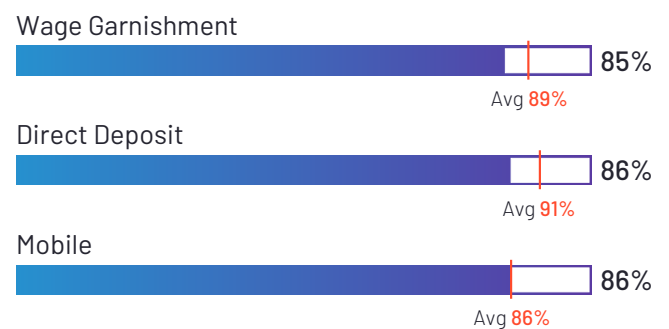
Top Industries Represented



Highest-Rated Features



Lowest-Rated Features



Ownership
Greytip Software Pvt.
Ltd.



HQ Location
Bangalore



Year Founded
1994



**Employees (Listed
On LinkedIn)**
826



Company Website
greythr.com



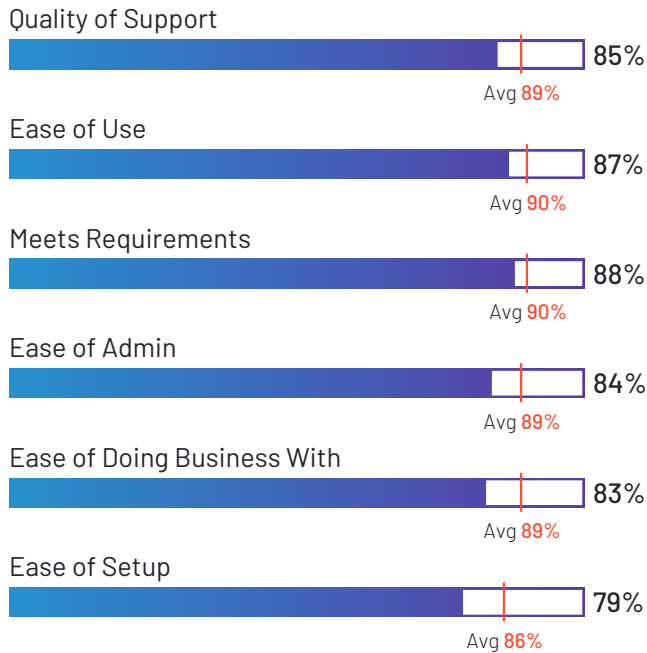
Paycom

4.2 ★★★★★ (1,198)

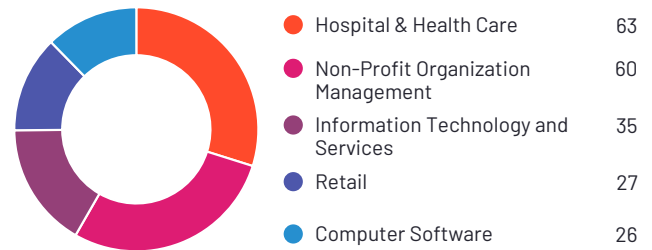


Paycom has been named a Leader based on receiving a high customer Satisfaction score and having a large Market Presence. 86% of users rated it 4 or 5 stars, 82% of users believe it is headed in the right direction, and users said they would be likely to recommend Paycom at a rate of 84%. Paycom is also in the Compensation Management, Corporate Learning Management Systems, Expense Management, Performance Management, Applicant Tracking Systems (ATS), Onboarding, Human Resource Management Systems, Core HR, Workforce Management, Background Check, Time & Attendance, and Compensation Planning categories.

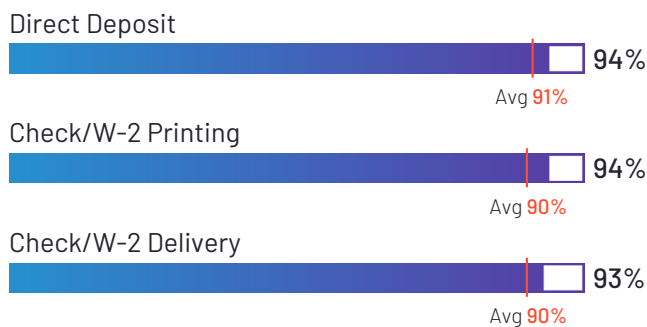
Satisfaction Ratings



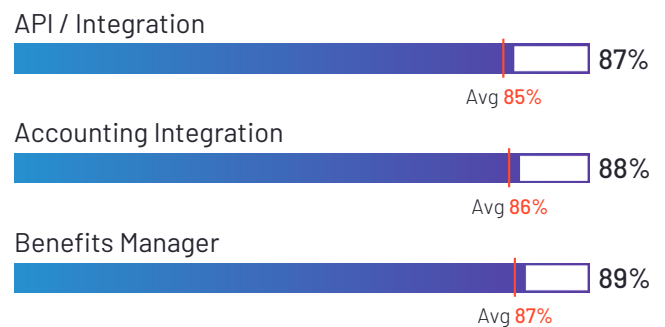
Top Industries Represented



Highest-Rated Features



Lowest-Rated Features



Ownership
Paycom



HQ Location
Oklahoma City, OK



Year Founded
1998



Employees (Listed On LinkedIn)
6,985



Company Website
www.paycom.com



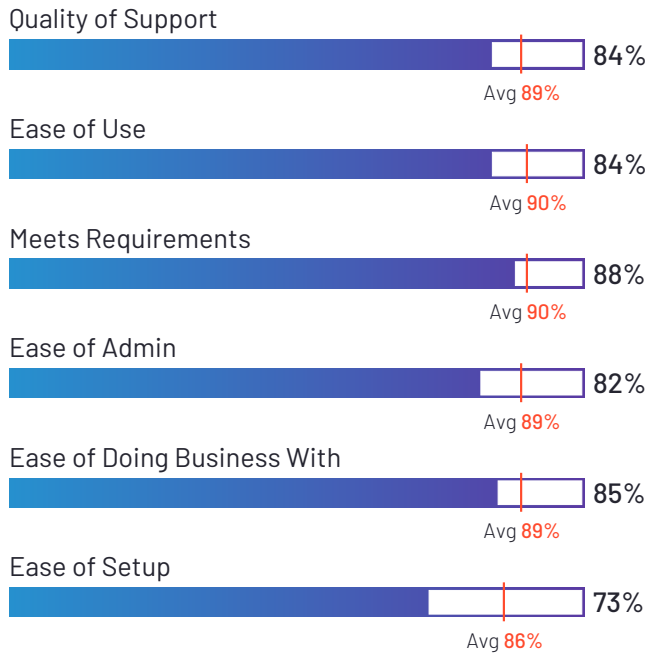
UKG Ready

4.1 ★★★★★ (964)



UKG Ready has been named a Leader based on receiving a high customer Satisfaction score and having a large Market Presence. 87% of users rated it 4 or 5 stars, 86% of users believe it is headed in the right direction, and users said they would be likely to recommend UKG Ready at a rate of 84%. UKG Ready is also in the Time & Attendance, Applicant Tracking Systems (ATS), Time Tracking, Core HR, Workforce Management, and Human Resource Management Systems categories.

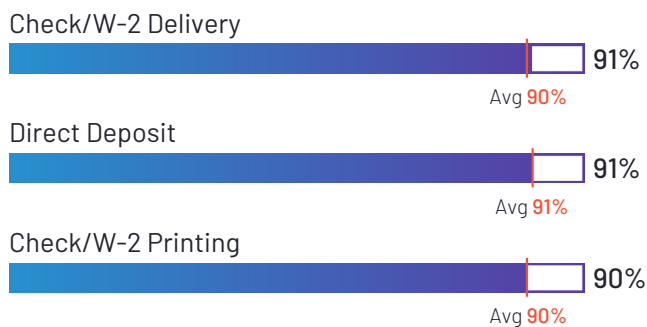
Satisfaction Ratings



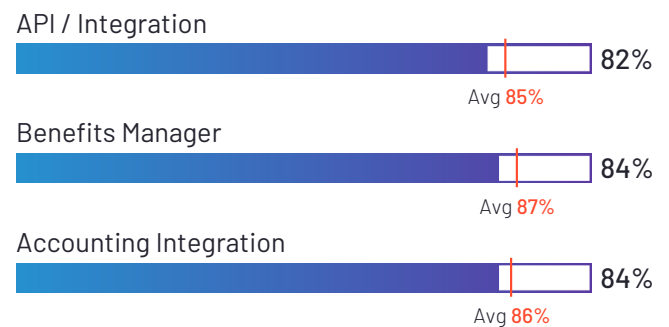
Top Industries Represented



Highest-Rated Features



Lowest-Rated Features



Ownership
UKG



HQ Location
Weston, FL



Year Founded
1977



Employees (Listed On LinkedIn)
14,469



Company Website
www.ukg.com



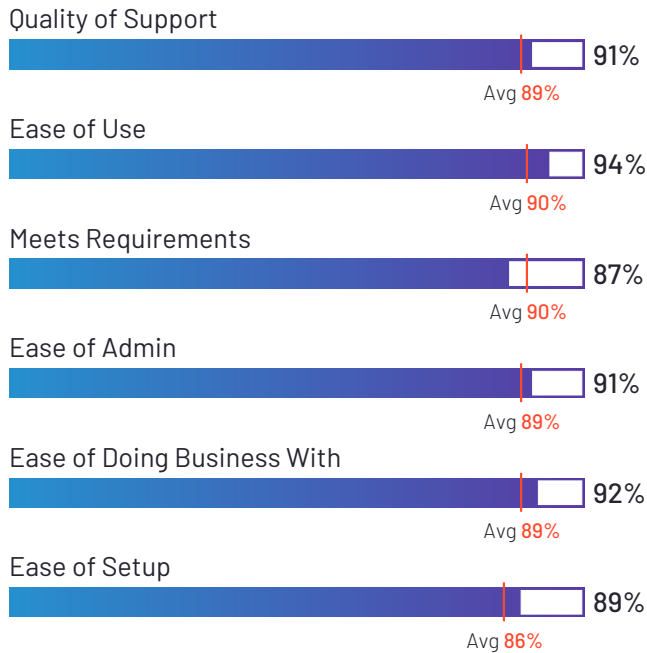
BambooHR

4.4 ★★★★★ (2,203)

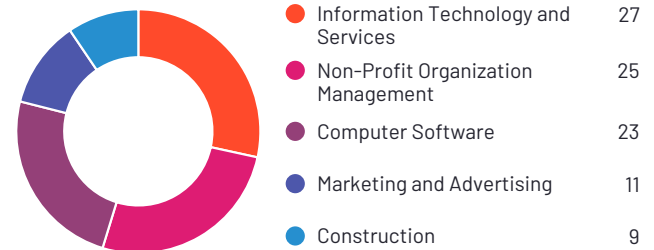


BambooHR has been named a Leader based on receiving a high customer Satisfaction score and having a large Market Presence. 95% of users rated it 4 or 5 stars, 91% of users believe it is headed in the right direction, and users said they would be likely to recommend BambooHR at a rate of 90%. BambooHR is also in the Candidate Relationship Management, Job Description Management, Onboarding, Applicant Tracking Systems (ATS), Core HR, Workforce Management, Performance Management, and Human Resource Management Systems categories.


Satisfaction Ratings



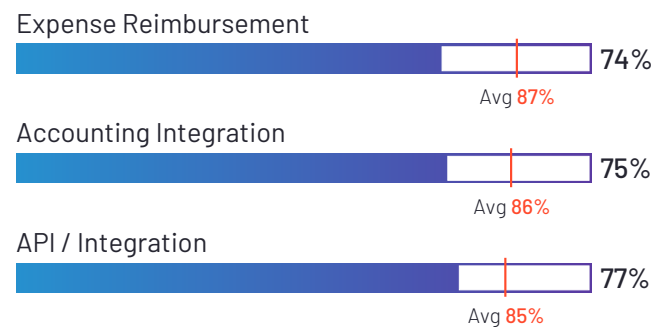
Top Industries Represented



Highest-Rated Features



Lowest-Rated Features



Ownership
BambooHR



HQ Location
Lindon, UT



Year Founded
2008



Employees (Listed On LinkedIn)
1,543



Company Website
bamboohr.com



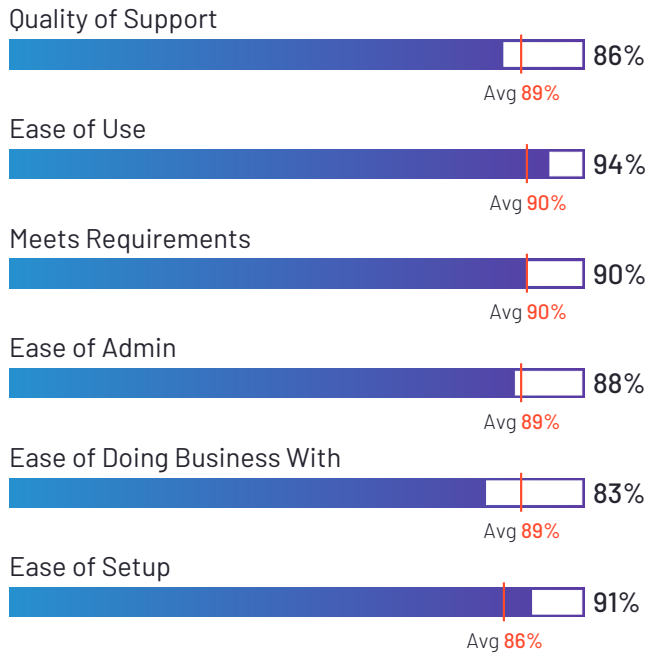
Gusto

4.5 ★★★★★ (2,045)




Gusto has been named a Leader based on receiving a high customer Satisfaction score and having a large Market Presence. 90% of users rated it 4 or 5 stars, 86% of users believe it is headed in the right direction, and users said they would be likely to recommend Gusto at a rate of 88%. Gusto is also in the Contractor Payments, Onboarding, Benefits Administration, Core HR, and Contractor Management categories.


Satisfaction Ratings



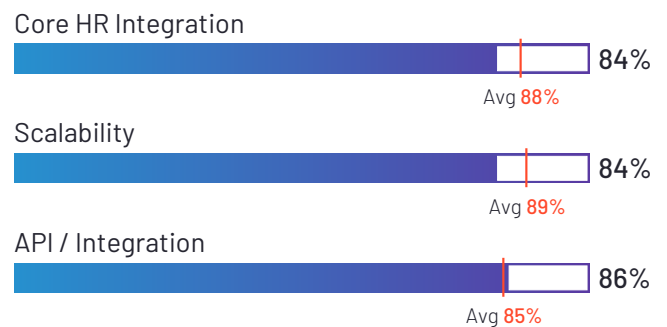
Top Industries Represented



Highest-Rated Features



Lowest-Rated Features



Ownership
Gusto



HQ Location
San Francisco, CA



Year Founded
2011



Employees (Listed On LinkedIn)
2,901



Company Website
gusto.com



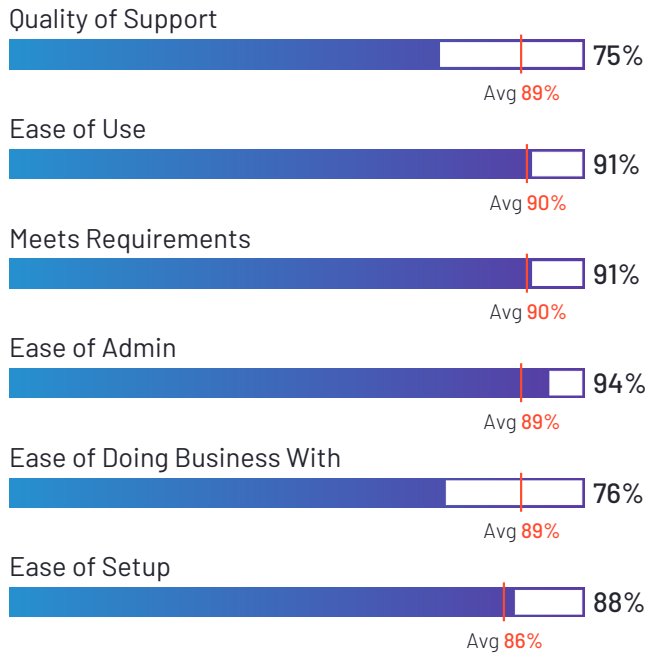
Sage HRMS

3.4 ★★★★★ (31)

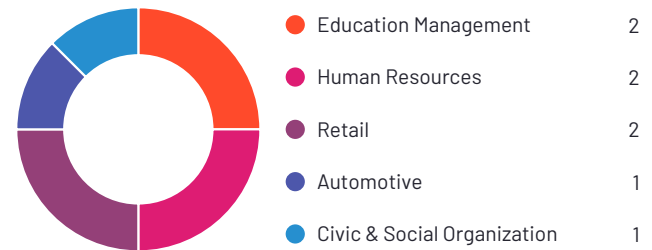


Sage HRMS has been named a Leader based on receiving a high customer Satisfaction score and having a large Market Presence. 64% of users rated it 4 or 5 stars, 62% of users believe it is headed in the right direction, and users said they would be likely to recommend Sage HRMS at a rate of 76%. Sage HRMS is also in the Benefits Administration, Workforce Management, Core HR, and Applicant Tracking Systems (ATS) categories.

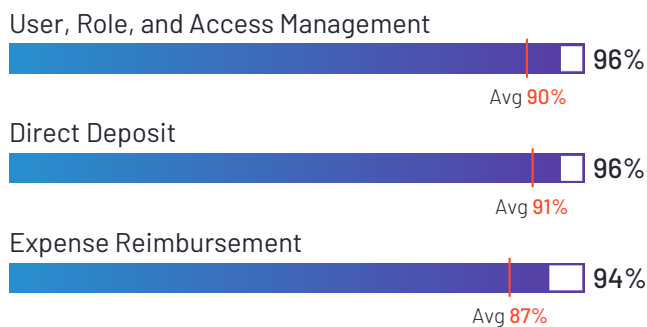
Satisfaction Ratings



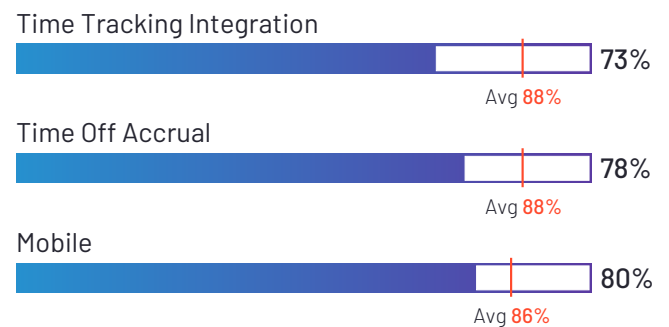
Top Industries Represented



Highest-Rated Features



Lowest-Rated Features



Ownership
Sage Software



HQ Location
Newcastle



Year Founded
1981



Employees (Listed On LinkedIn)
14,258



Company Website
www.sage.com



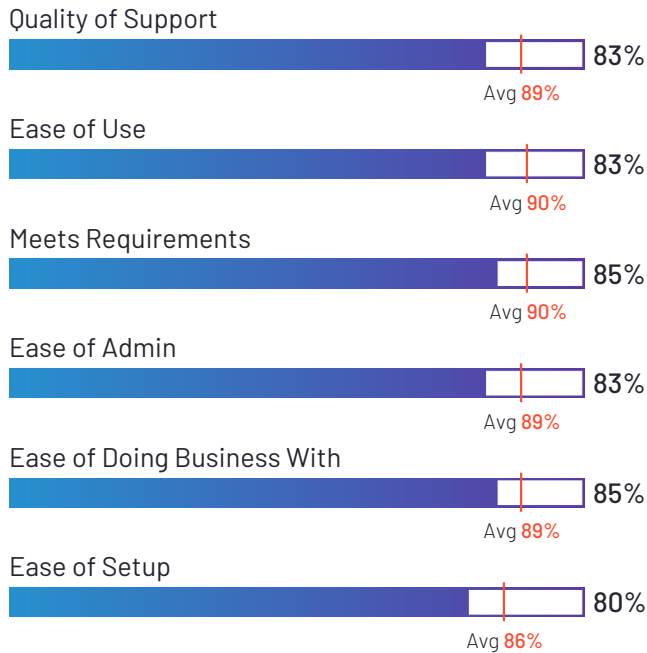
isolvd

4.3 ★★★★★ (1,001)



isolvd has been named a Leader based on receiving a high customer Satisfaction score and having a large Market Presence. 87% of users rated it 4 or 5 stars, 78% of users believe it is headed in the right direction, and users said they would be likely to recommend isolvd at a rate of 83%. isolvd is also in the Interview Scheduling, Time & Attendance, Training Management Systems, Employee Scheduling, Applicant Tracking Systems (ATS), Benefits Administration, Time Tracking, Expense Management, Core HR, Workforce Management, Human Resource Management Systems, Candidate Relationship Management, Compensation Management, Corporate Learning Management Systems, HR Analytics, Onboarding, Job Description Management, Performance Management, and Healthcare HR categories.

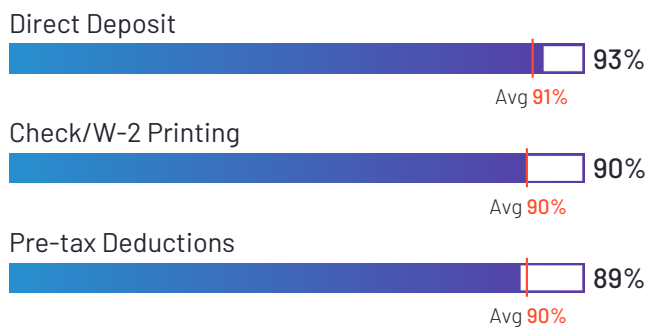
Satisfaction Ratings



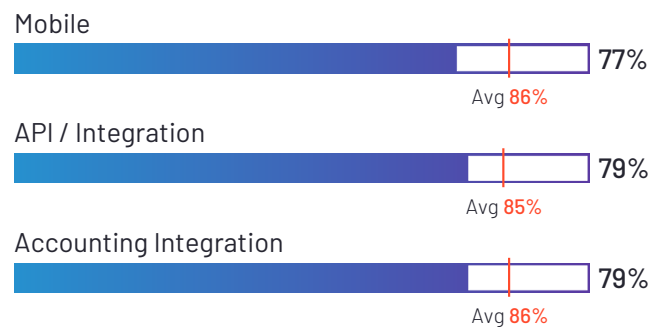
Top Industries Represented



Highest-Rated Features



Lowest-Rated Features



Ownership
isolvd HCM



HQ Location
Charlotte, NC



Year Founded
1986



Employees (Listed On LinkedIn)
1,461



Company Website
isolvdhcm.com



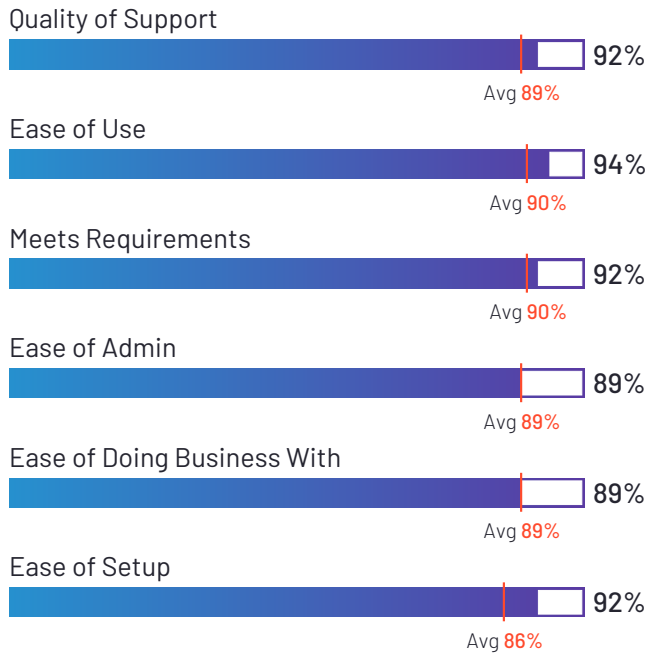
Justworks

4.6 ★★★★★ (576)

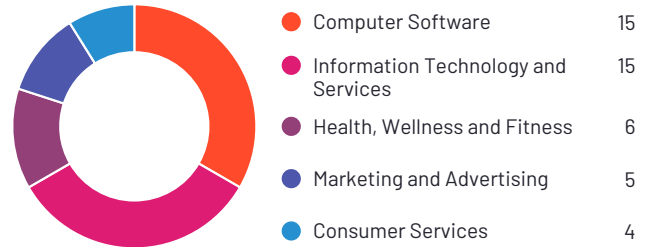


Justworks has been named a Leader based on receiving a high customer Satisfaction score and having a large Market Presence. 95% of users rated it 4 or 5 stars, 90% of users believe it is headed in the right direction, and users said they would be likely to recommend Justworks at a rate of 90%. Justworks is also in the PEO Providers, Benefits Administration, Time Tracking, Core HR, Employer of Record (EOR), Contractor Payments, Contractor Management, Multi-Country Payroll, and Global Employment Platforms (GEP) categories.

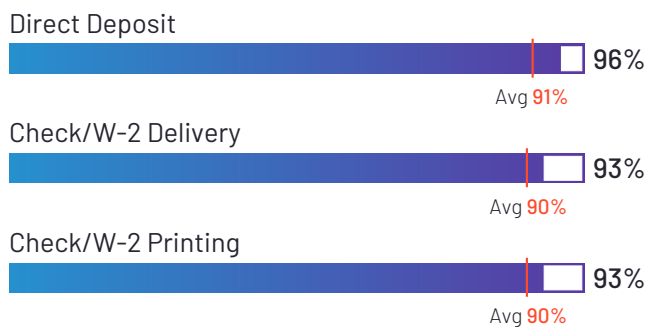
Satisfaction Ratings



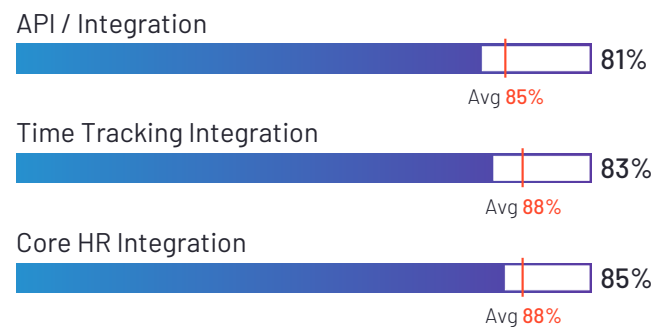
Top Industries Represented



Highest-Rated Features



Lowest-Rated Features



Ownership
Justworks



HQ Location
New York



Year Founded
2012



Employees (Listed On LinkedIn)
1,520



Company Website
justworks.com



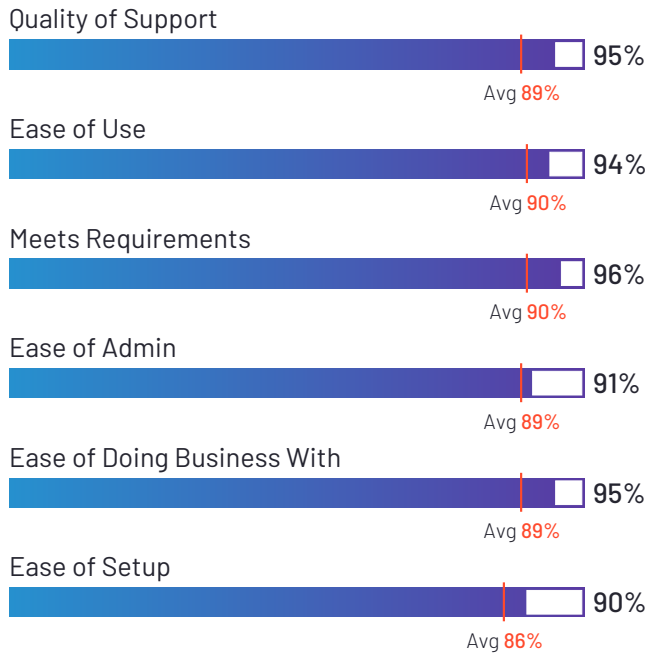
G-P

4.6 ★★★★★ (253)

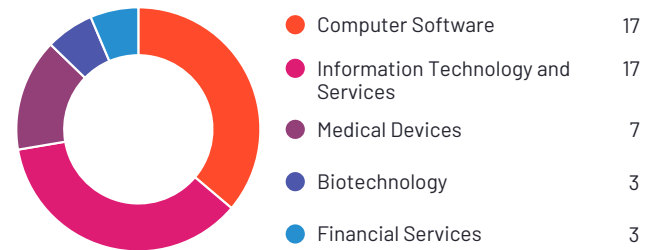


G-P has been named a Leader based on receiving a high customer Satisfaction score and having a large Market Presence. 99% of users rated it 4 or 5 stars, 100% of users believe it is headed in the right direction, and users said they would be likely to recommend G-P at a rate of 94%. G-P is also in the Employer of Record (EOR), Global Employment Platforms (GEP), Contractor Payments, Contractor Management, HR Compliance, Multi-Country Payroll, and Benefits Administration categories.


Satisfaction Ratings



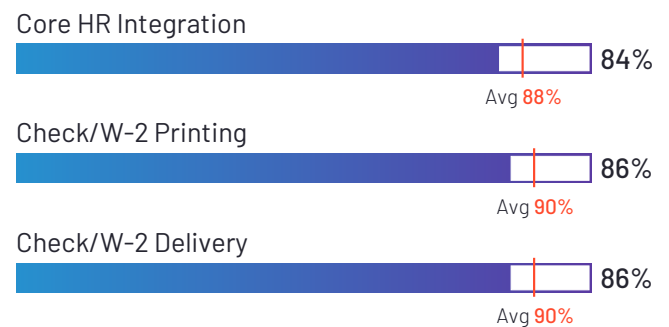
Top Industries Represented



Highest-Rated Features



Lowest-Rated Features



Ownership
G-P



HQ Location
Boston, MA



Year Founded
2012



Employees (Listed
On LinkedIn)
1,542



Company Website
www.g-p.com



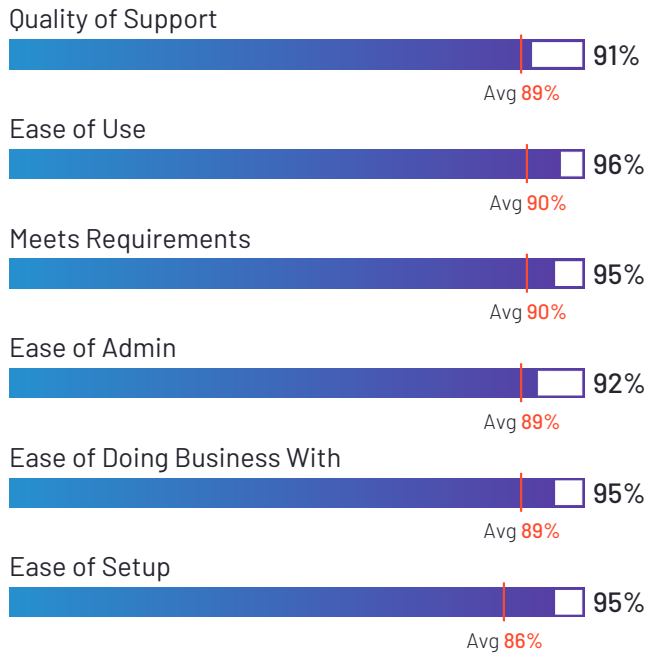
Hubstaff

4.4 ★★★★★ (751)

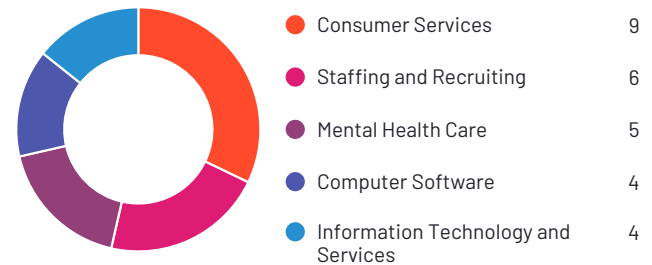


Hubstaff has been named a Leader based on receiving a high customer Satisfaction score and having a large Market Presence. 98% of users rated it 4 or 5 stars, 100% of users believe it is headed in the right direction, and users said they would be likely to recommend Hubstaff at a rate of 92%. Hubstaff is also in the Project Cost Management, Time Tracking, Workforce Management, Employee Monitoring, and Employee Scheduling categories.

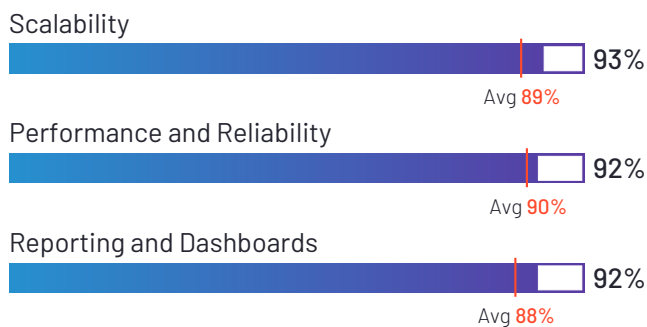
Satisfaction Ratings



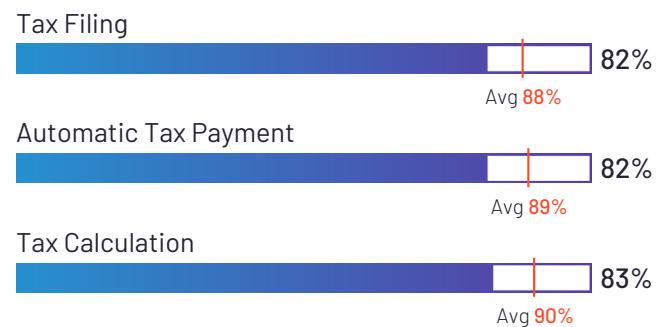
Top Industries Represented



Highest-Rated Features



Lowest-Rated Features



Ownership
Hubstaff



HQ Location
Indianapolis, IN



Year Founded
2013



Employees (Listed On LinkedIn)
270



Company Website
hubstaff.com



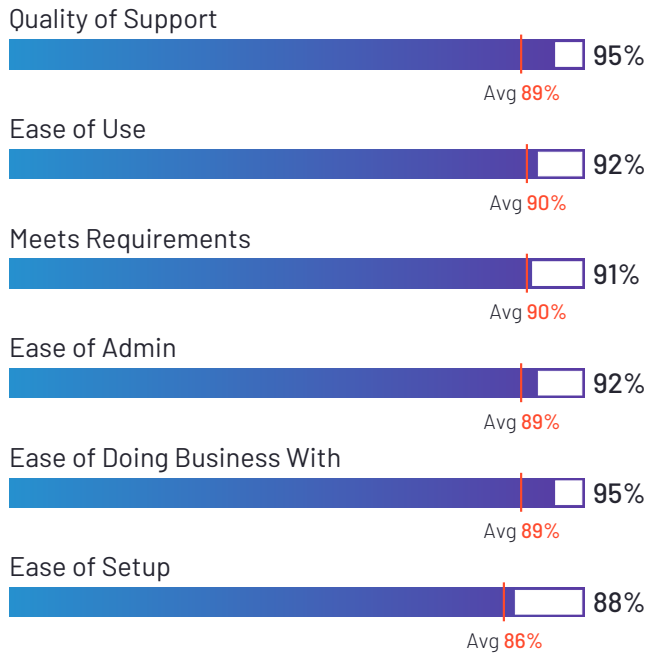
APS

4.6 ★★★★★ (752)

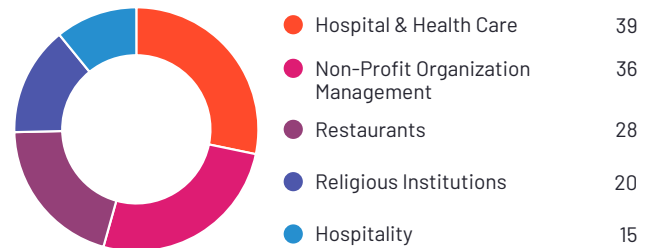


APS has been named a Leader based on receiving a high customer Satisfaction score and having a large Market Presence. 95% of users rated it 4 or 5 stars, 94% of users believe it is headed in the right direction, and users said they would be likely to recommend APS at a rate of 91%. APS is also in the Healthcare HR, Human Resource Management Systems, Benefits Administration, Core HR, Performance Management, Time Tracking, Workforce Management, Applicant Tracking Systems (ATS), and Onboarding categories.

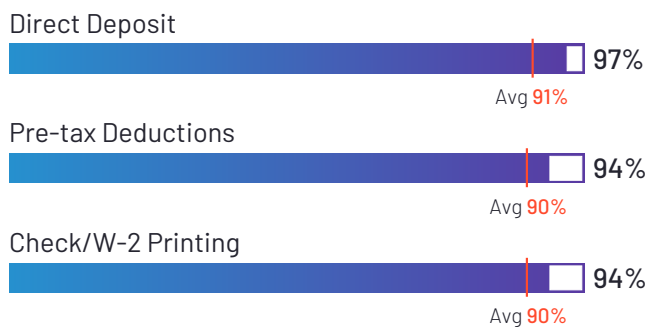
Satisfaction Ratings



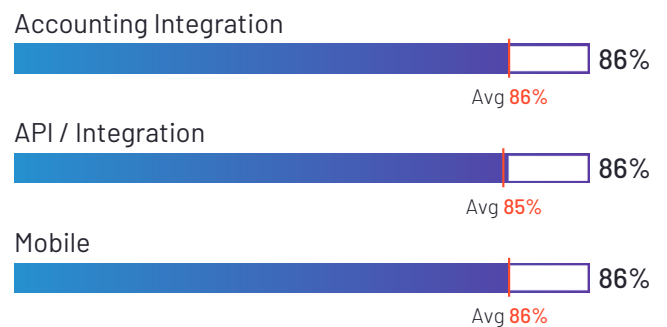
Top Industries Represented



Highest-Rated Features



Lowest-Rated Features



Ownership
APS



HQ Location
Shreveport, LA



Year Founded
1996



Employees (Listed On LinkedIn)
161



Company Website
apspayroll.com



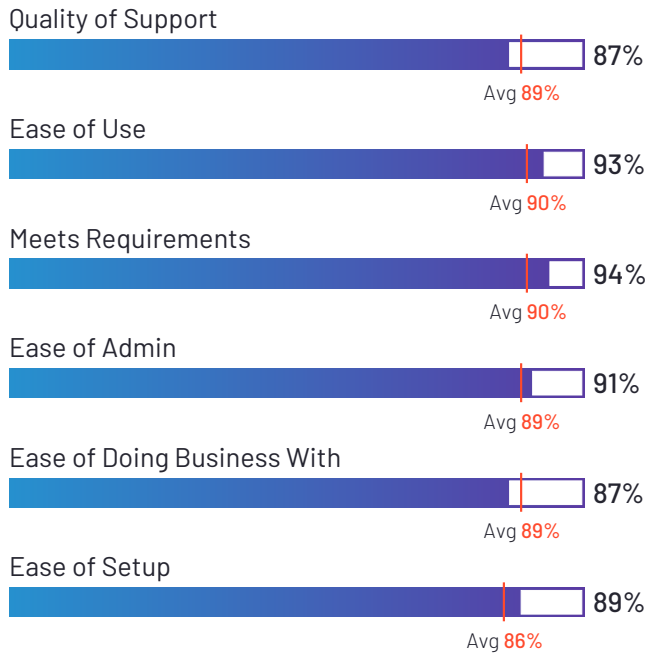
QuickBooks Desktop Pro

4.3 ★★★★★ (1,713)

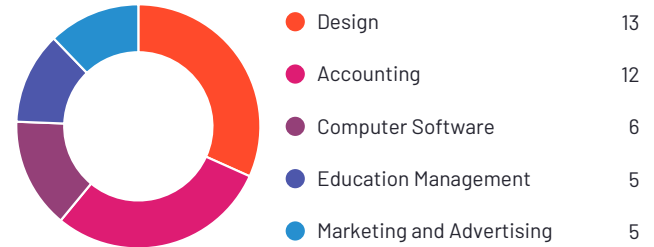


QuickBooks Desktop Pro has been named a Leader based on receiving a high customer Satisfaction score and having a large Market Presence. 95% of users rated it 4 or 5 stars, 87% of users believe it is headed in the right direction, and users said they would be likely to recommend Desktop Pro at a rate of 91%. Desktop Pro is also in the Billing and Accounting categories.


Satisfaction Ratings




Top Industries Represented



Highest-Rated Features



Lowest-Rated Features



Ownership
Intuit



HQ Location
Mountain View,
California



Year Founded
1983



**Employees (Listed
On LinkedIn)**
16,102



Company Website
www.intuit.com



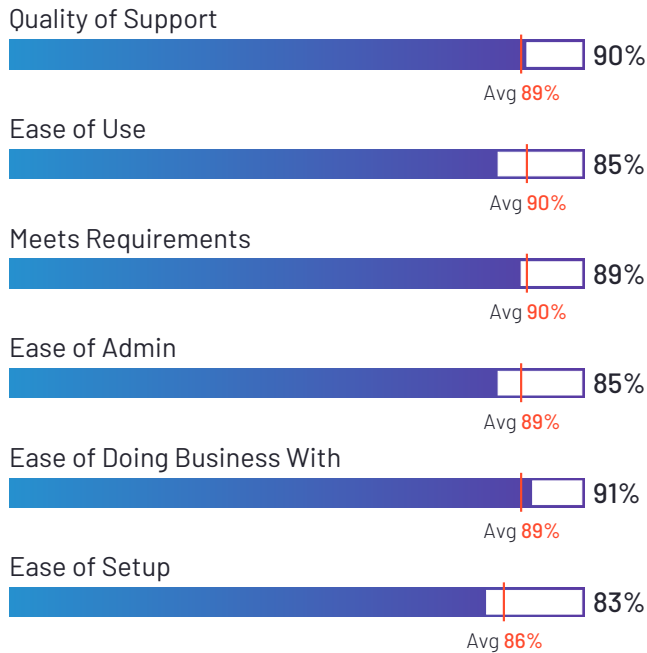
Inova Payroll

4.3 ★★★★★ (530)



Inova Payroll has been named a Leader based on receiving a high customer Satisfaction score and having a large Market Presence. 91% of users rated it 4 or 5 stars, 83% of users believe it is headed in the right direction, and users said they would be likely to recommend Inova Payroll at a rate of 85%. Inova Payroll is also in the Earned Wage Access, Onboarding, Applicant Tracking Systems (ATS), Benefits Administration, Corporate Learning Management Systems, Core HR, Performance Management, Human Resource Management Systems, and Time & Attendance categories.

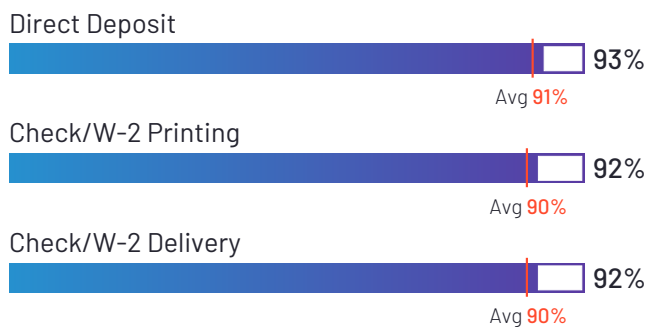
Satisfaction Ratings



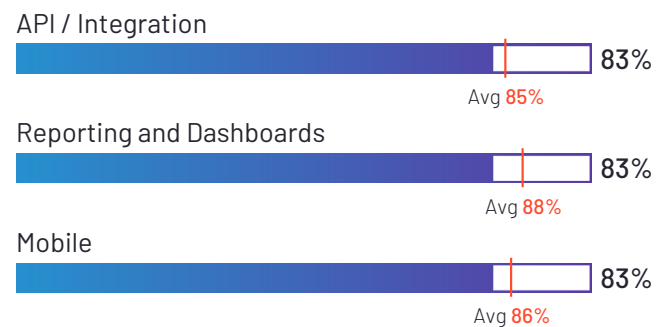
Top Industries Represented



Highest-Rated Features



Lowest-Rated Features



Ownership
Inova Payroll, Inc.



HQ Location
Nashville, TN



Year Founded
2011



Employees (Listed On LinkedIn)
198



Company Website
inovapayroll.com



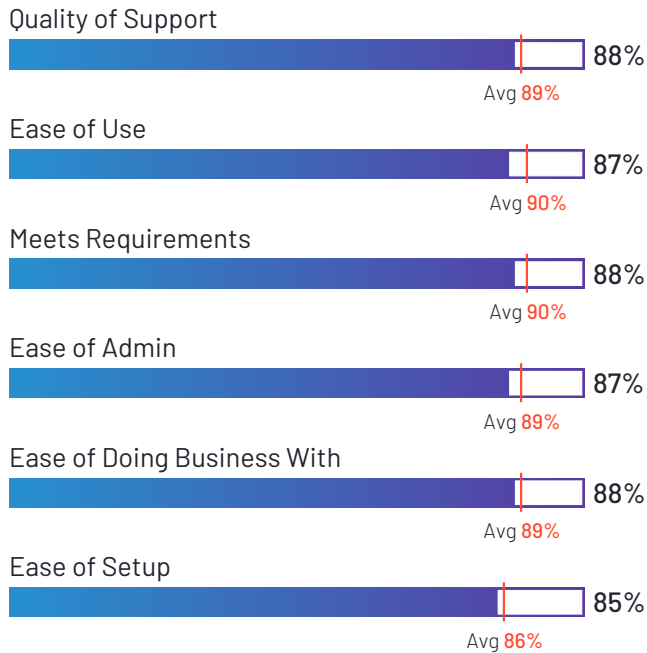
Proliant

4.4 ★★★★★ (475)



Proliant has been named a Leader based on receiving a high customer Satisfaction score and having a large Market Presence. 91% of users rated it 4 or 5 stars, 82% of users believe it is headed in the right direction, and users said they would be likely to recommend Proliant at a rate of 86%. Proliant is also in the Earned Wage Access, Time & Attendance, Onboarding, Core HR, and Workforce Management categories.

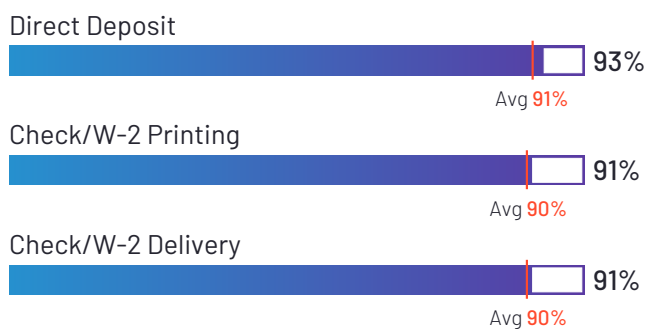
Satisfaction Ratings



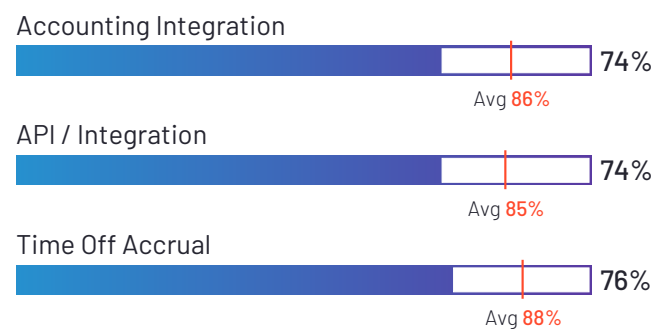
Top Industries Represented



Highest-Rated Features



Lowest-Rated Features



Ownership
Proliant



HQ Location
Atlanta, GA



Year Founded
1993



Employees (Listed
On LinkedIn)
339



Company Website
proliant.com



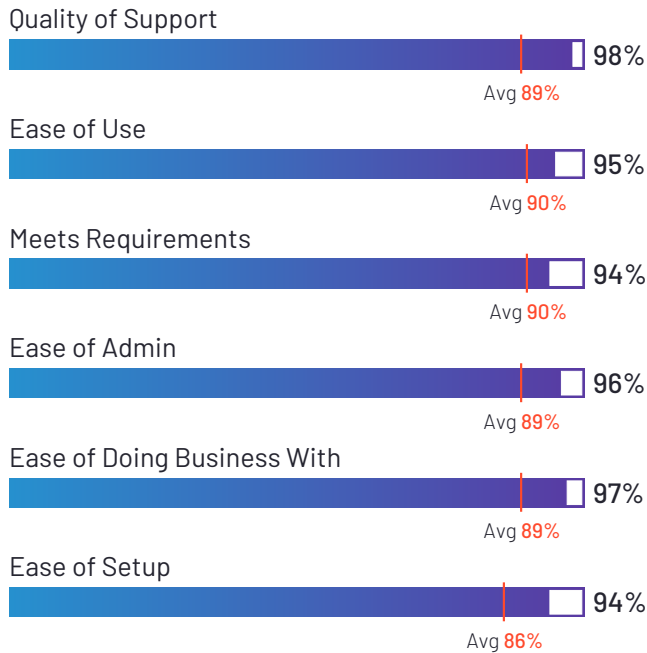
Multiplier

4.7 ★★★★★ (808)

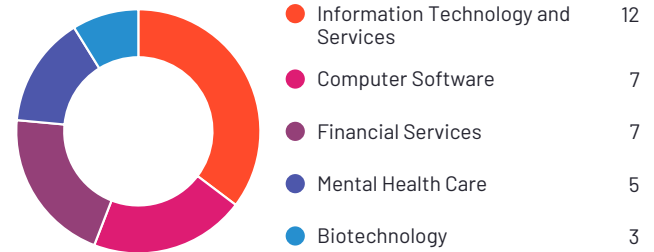


Multiplier has been named a High Performer product based on having high customer Satisfaction scores and a low Market Presence compared to the rest of the category. 100% of users rated it 4 or 5 stars, 93% of users believe it is headed in the right direction, and users said they would be likely to recommend Multiplier at a rate of 96%. Multiplier is also in the Multi-Country Payroll, Core HR, Contractor Management, Global Employment Platforms (GEP), and Employer of Record (EOR) categories.

Satisfaction Ratings




Top Industries Represented



Highest-Rated Features



Lowest-Rated Features



Ownership
Multiplier



HQ Location
New York, US



Year Founded
2020



Employees (Listed On LinkedIn)
617



Company Website
usemultiplier.com



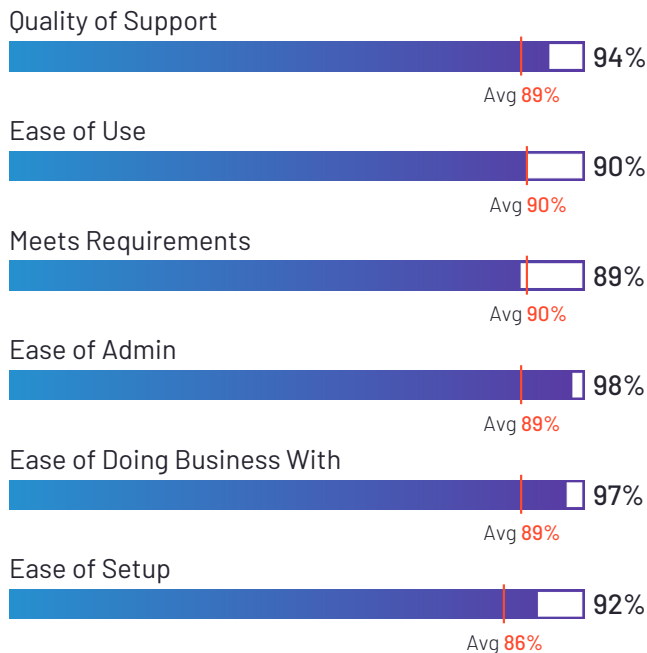
Viventium Software

4.7 ★★★★★ (59)



Viventium Software has been named a High Performer product based on having high customer Satisfaction scores and a low Market Presence compared to the rest of the category. 96% of users rated it 4 or 5 stars, 90% of users believe it is headed in the right direction, and users said they would be likely to recommend Viventium Software at a rate of 91%. Viventium Software is also in the HR Analytics, Onboarding, Applicant Tracking Systems (ATS), Time Tracking, Core HR, Human Resource Management Systems, and Healthcare HR categories.

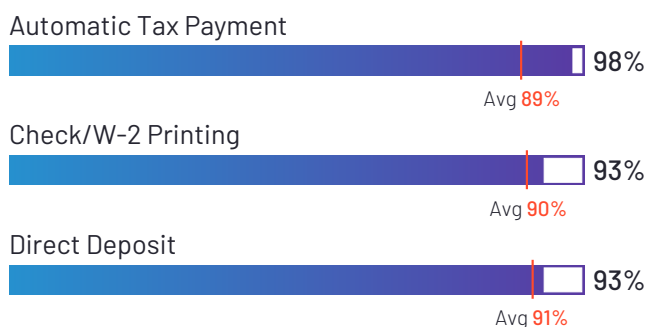
Satisfaction Ratings



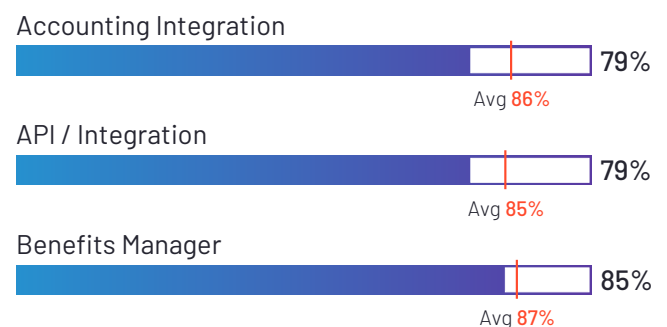
Top Industries Represented



Highest-Rated Features



Lowest-Rated Features



Ownership
Viventium



HQ Location
Berkeley Heights,
New Jersey



Year Founded
1991



**Employees (Listed
On LinkedIn)**
273



Company Website
viventium.com



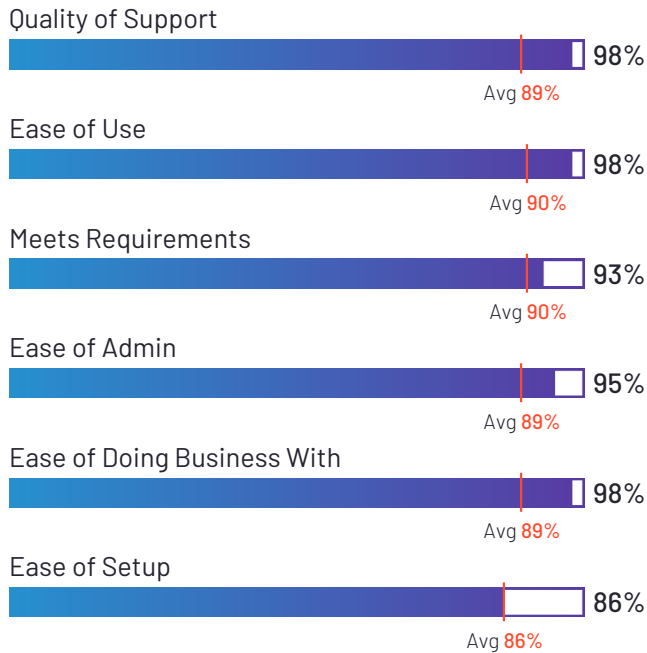
Pento

4.8 ★★★★★ (106)

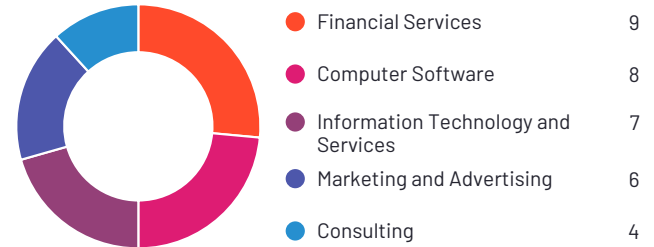


Pento has been named a High Performer product based on having high customer Satisfaction scores and a low Market Presence compared to the rest of the category. 100% of users rated it 4 or 5 stars, 100% of users believe it is headed in the right direction, and users said they would be likely to recommend Pento at a rate of 95%.

Satisfaction Ratings



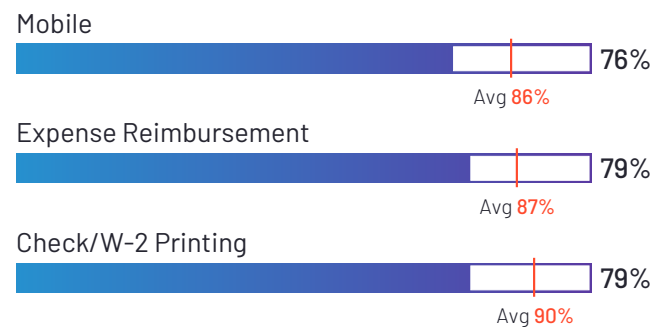
Top Industries Represented



Highest-Rated Features



Lowest-Rated Features



Ownership
Pento



HQ Location
London, GB



Year Founded
2016



Employees (Listed On LinkedIn)
59



Company Website
www.pento.io



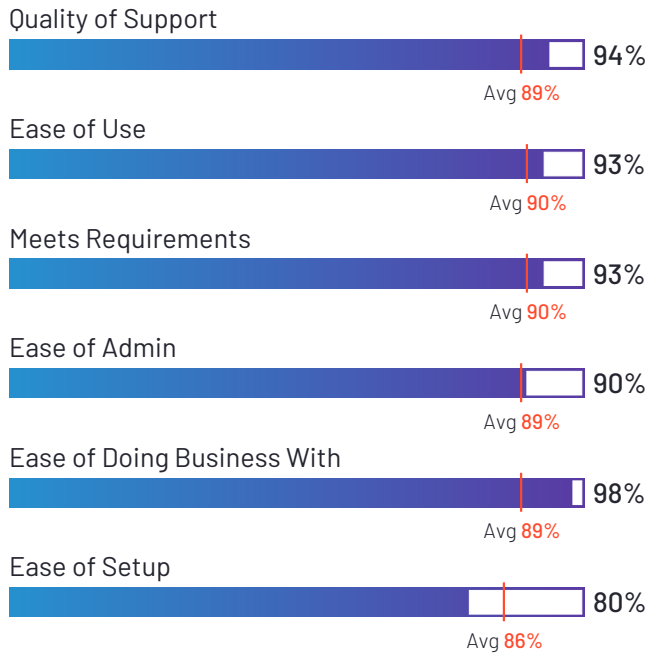
Netchex

4.7 ★★★★★ (81)



Netchex has been named a High Performer product based on having high customer Satisfaction scores and a low Market Presence compared to the rest of the category. 100% of users rated it 4 or 5 stars, 88% of users believe it is headed in the right direction, and users said they would be likely to recommend Netchex at a rate of 96%. Netchex is also in the Core HR, Benefits Administration, Employee Scheduling, Time & Attendance, Workforce Management, and HR Compliance categories.

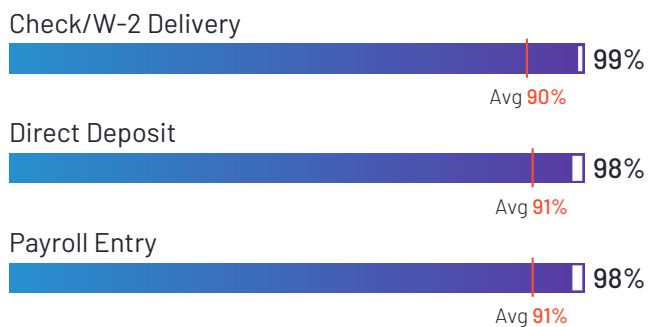
Satisfaction Ratings



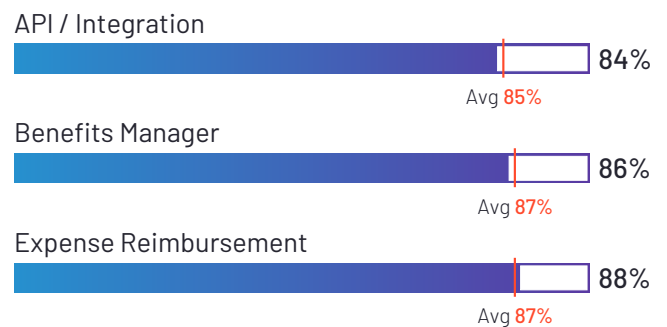
Top Industries Represented



Highest-Rated Features



Lowest-Rated Features



Ownership
Netchex



HQ Location
Covington, LA



Year Founded
2003



Employees (Listed On LinkedIn)
311



Company Website
netchexonline.com



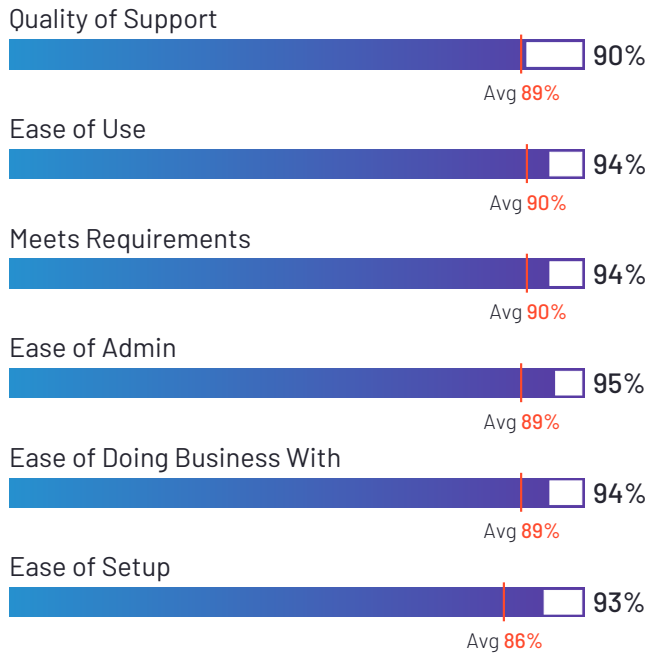
WebHR

4.3 ★★★★★ (148)



WebHR has been named a High Performer product based on having high customer Satisfaction scores and a low Market Presence compared to the rest of the category. 92% of users rated it 4 or 5 stars, 93% of users believe it is headed in the right direction, and users said they would be likely to recommend WebHR at a rate of 90%. WebHR is also in the Applicant Tracking Systems (ATS), Time Tracking, Core HR, Workforce Management, and Performance Management categories.

Satisfaction Ratings



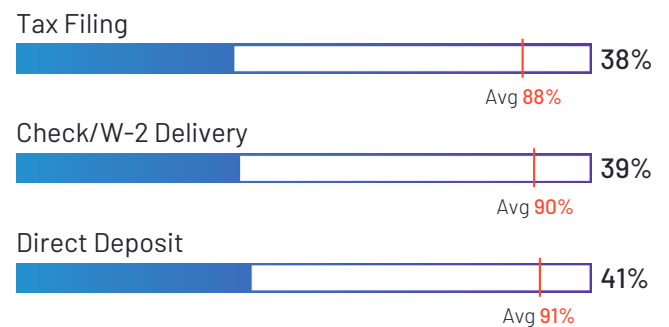
Top Industries Represented



Highest-Rated Features



Lowest-Rated Features



Ownership
WebHR



HQ Location
Washington Grove,
MD



Year Founded
2016



**Employees (Listed
On LinkedIn)**
66



Company Website
web.hr



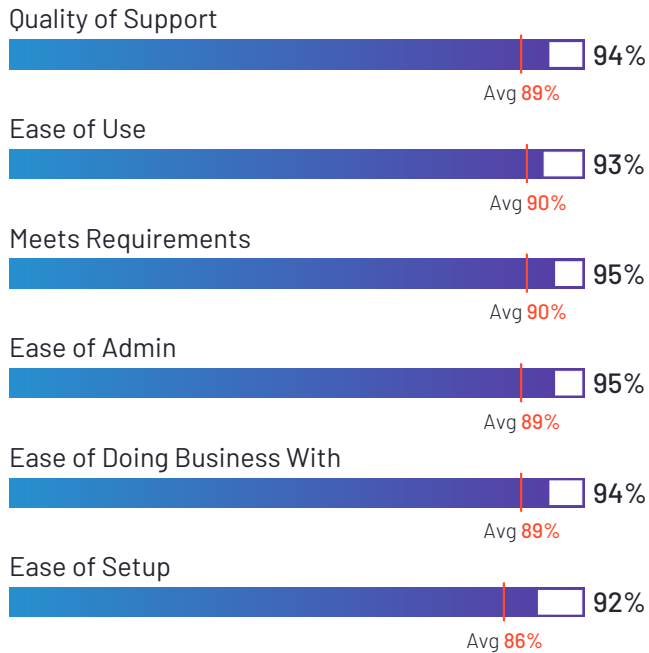
Fingercheck

4.7 ★★★★★ (261)



Fingercheck has been named a High Performer product based on having high customer Satisfaction scores and a low Market Presence compared to the rest of the category. 93% of users rated it 4 or 5 stars, 96% of users believe it is headed in the right direction, and users said they would be likely to recommend Fingercheck at a rate of 95%. Fingercheck is also in the Time Tracking, Applicant Tracking Systems (ATS), Core HR, Onboarding, and Benefits Administration categories.

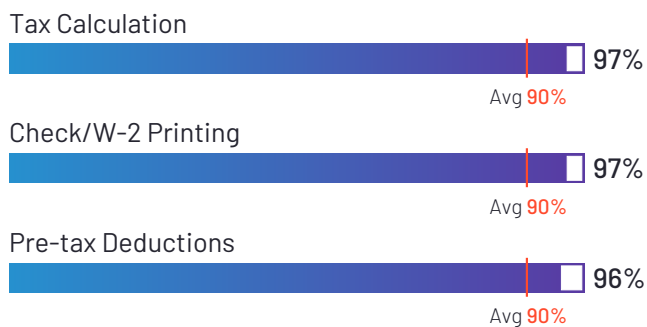
Satisfaction Ratings



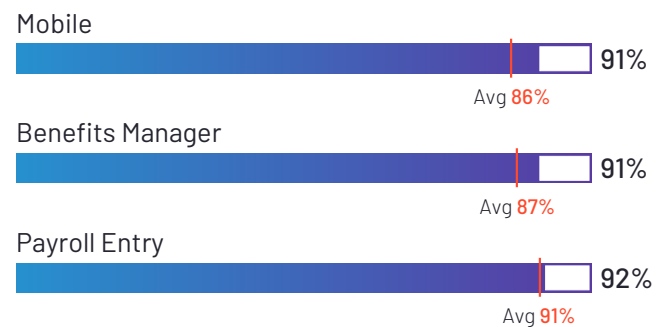
Top Industries Represented



Highest-Rated Features



Lowest-Rated Features



Ownership
Fingercheck



HQ Location
Brooklyn, NY



Year Founded
2013



**Employees (Listed
On LinkedIn)**
118



Company Website
fingercheck.com



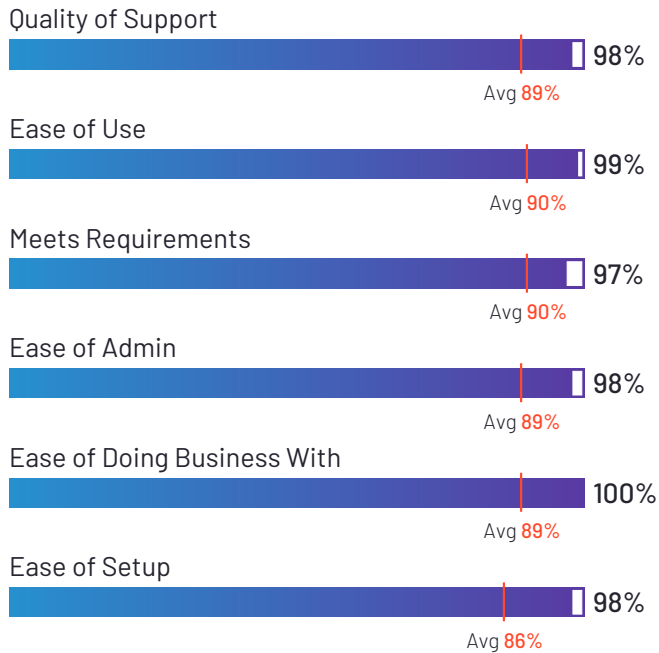
Borderless AI

4.9 ★★★★★ (90)



Borderless AI has been named a High Performer product based on having high customer Satisfaction scores and a low Market Presence compared to the rest of the category. 100% of users rated it 4 or 5 stars, 100% of users believe it is headed in the right direction, and users said they would be likely to recommend Borderless AI at a rate of 98%. Borderless AI is also in the Employer of Record (EOR), Global Employment Platforms (GEP), Contractor Payments, Contractor Management, Multi-Country Payroll, and Payment Gateways categories.


Satisfaction Ratings



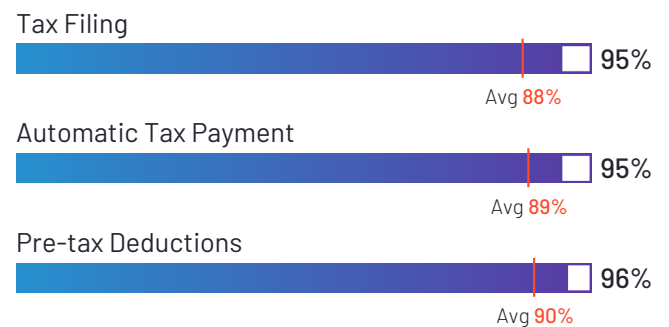
Top Industries Represented



Highest-Rated Features



Lowest-Rated Features



Ownership
Borderless



HQ Location
Toronto, CA



Year Founded
2022



Employees (Listed On LinkedIn)
48



Company Website
hireborderless.com



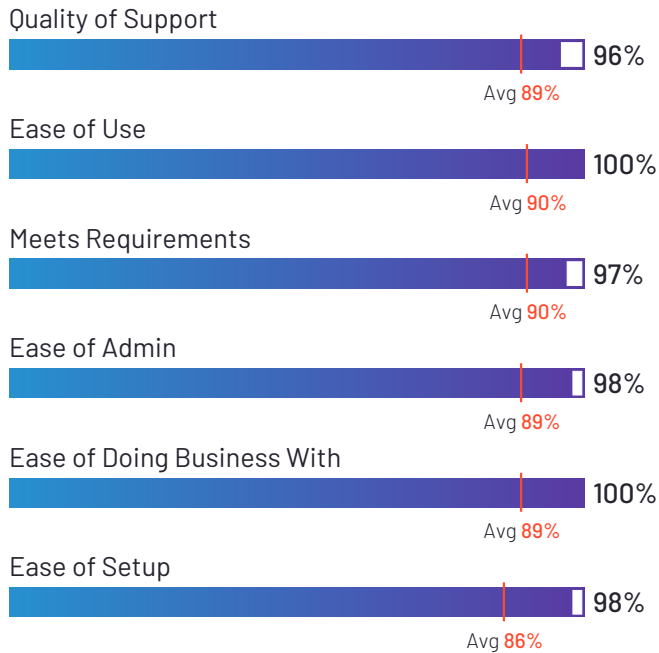
EBS PaySuite

4.9 ★★★★★ (16)

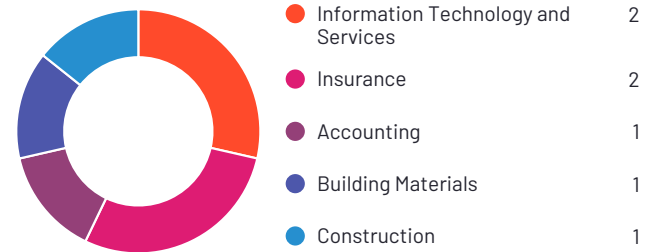


EBS PaySuite has been named a High Performer product based on having high customer Satisfaction scores and a low Market Presence compared to the rest of the category. 100% of users rated it 4 or 5 stars, 100% of users believe it is headed in the right direction, and users said they would be likely to recommend EBS PaySuite at a rate of 98%. EBS PaySuite is also in the Applicant Tracking Systems (ATS), Onboarding, Core HR, Performance Management, and Time Tracking categories.


Satisfaction Ratings



Top Industries Represented



Highest-Rated Features



Lowest-Rated Features



Ownership
Employee Based Systems



HQ Location
Littleton, CO



Year Founded
1985



Employees (Listed On LinkedIn)
1,616



Company Website
www.getebs.com



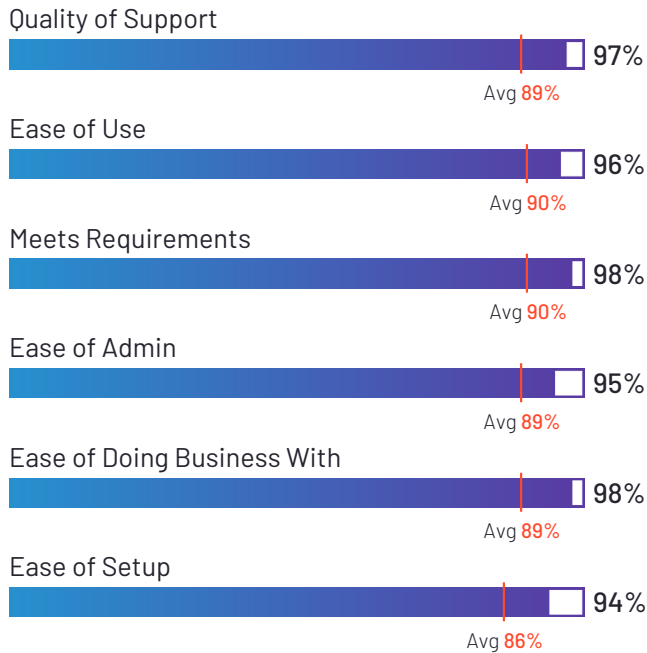
Superworks

4.8 ★★★★★ (137)




Superworks has been named a High Performer product based on having high customer Satisfaction scores and a low Market Presence compared to the rest of the category. 100% of users rated it 4 or 5 stars, 100% of users believe it is headed in the right direction, and users said they would be likely to recommend Superworks at a rate of 97%. Superworks is also in the Absence Management, HR Service Delivery, Time & Attendance, Employee Scheduling, Onboarding, Applicant Tracking Systems (ATS), Employee Engagement, Time Tracking, Core HR, and Business Instant Messaging categories.

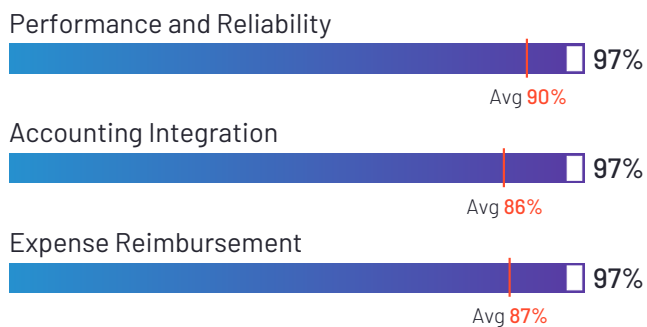
Satisfaction Ratings



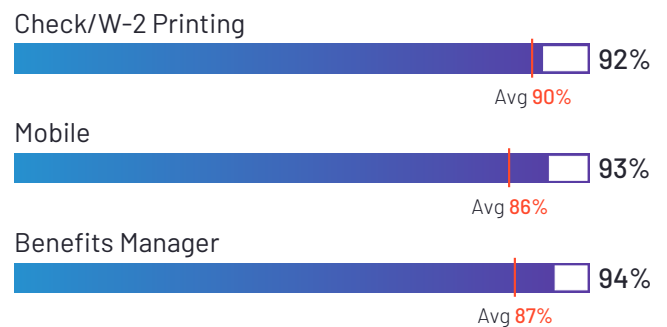
Top Industries Represented



Highest-Rated Features



Lowest-Rated Features



Ownership
SUPERWORKS



HQ Location
Surat, IN



Year Founded
2020



Employees (Listed On LinkedIn)
58



Company Website
superworks.com



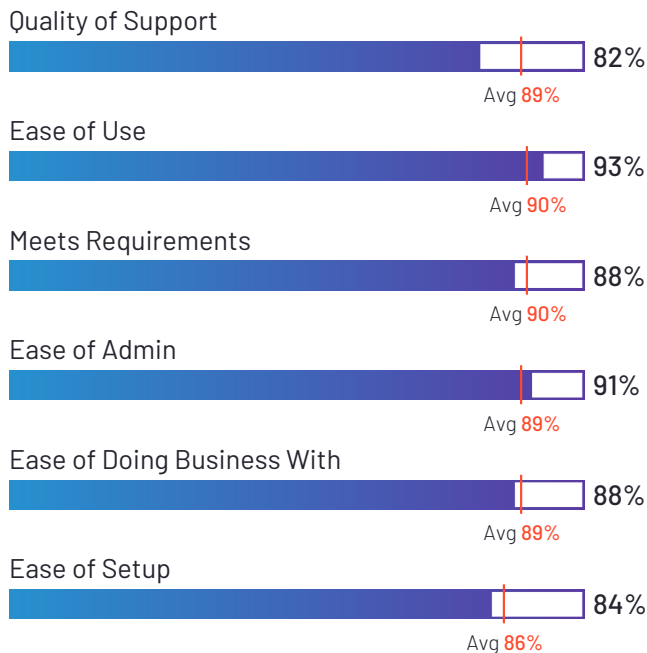
Employment Hero

4.5 ★★★★★ (149)

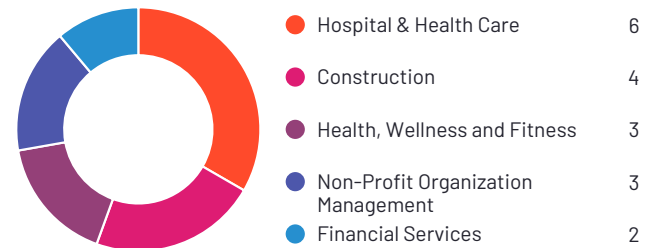


Employment Hero has been named a High Performer product based on having high customer Satisfaction scores and a low Market Presence compared to the rest of the category. 98% of users rated it 4 or 5 stars, 100% of users believe it is headed in the right direction, and users said they would be likely to recommend Employment Hero at a rate of 91%. Employment Hero is also in the Vaccine Tracking, Time & Attendance, Employee Recognition, HR Analytics, Onboarding, Applicant Tracking Systems (ATS), Employee Engagement, Core HR, Workforce Management, Performance Management, Corporate Learning Management Systems, Benefits Administration, Global Employment Platforms (GEP), and Employer of Record (EOR) categories.

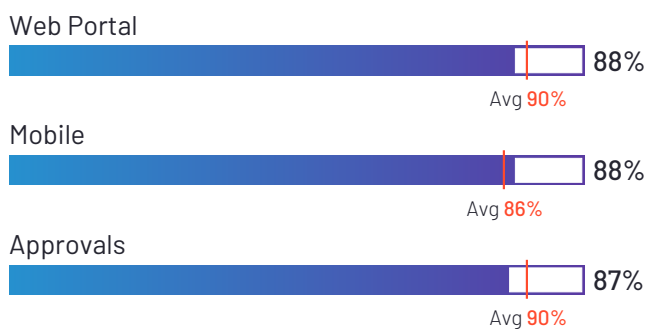
Satisfaction Ratings



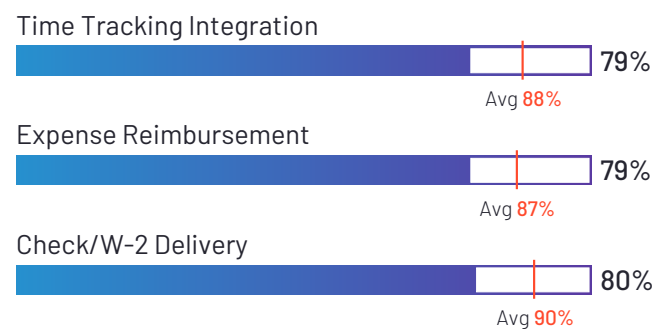
Top Industries Represented



Highest-Rated Features



Lowest-Rated Features



Ownership
Employment Hero



HQ Location
Sydney, NSW



Year Founded
2014



Employees (Listed On LinkedIn)
1,220



Company Website
employmenthero.com



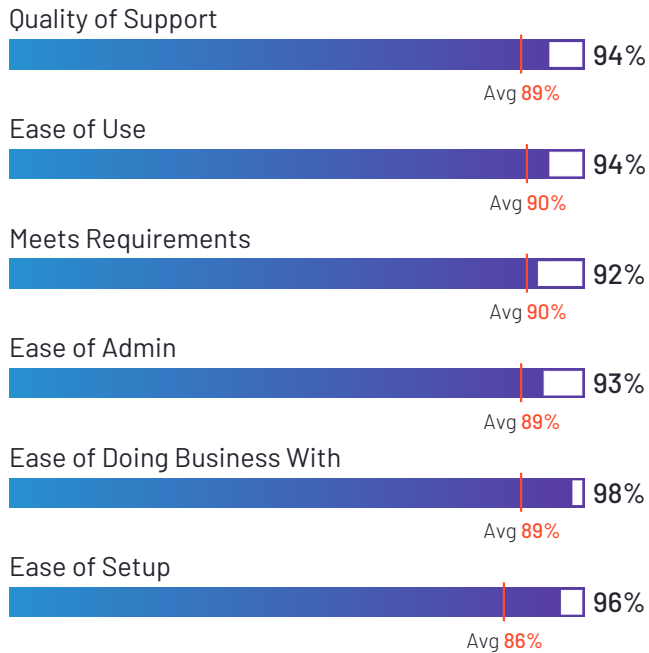
Plane

4.6 ★★★★★ (569)



Plane has been named a High Performer product based on having high customer Satisfaction scores and a low Market Presence compared to the rest of the category. 96% of users rated it 4 or 5 stars, 87% of users believe it is headed in the right direction, and users said they would be likely to recommend Plane at a rate of 91%. Plane is also in the Contractor Payments, HR Compliance, Multi-Country Payroll, Core HR, Contractor Management, Global Employment Platforms (GEP), and Employer of Record (EOR) categories.

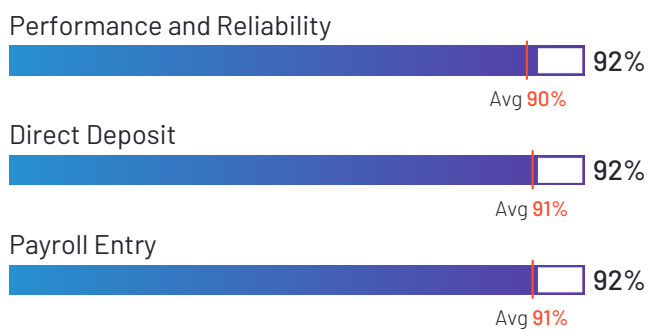
Satisfaction Ratings



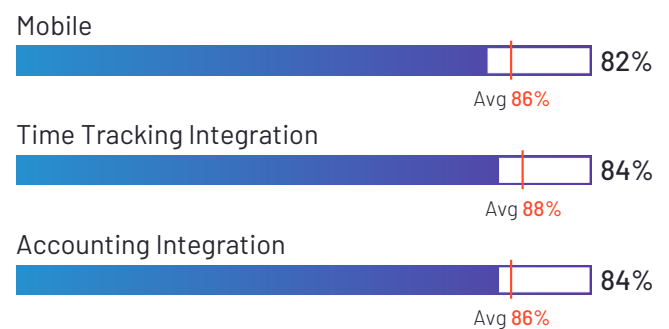
Top Industries Represented



Highest-Rated Features



Lowest-Rated Features



Ownership
Plane



HQ Location
San Francisco, US



Year Founded
2018



Employees (Listed On LinkedIn)
84



Company Website
plane.com



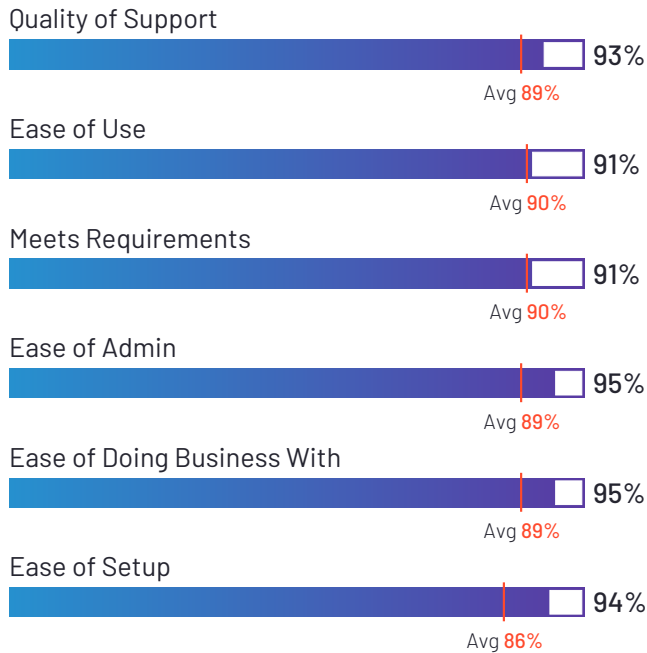
EPAY HCM

4.7 ★★★★★ (160)



EPAY HCM has been named a High Performer product based on having high customer Satisfaction scores and a low Market Presence compared to the rest of the category. 97% of users rated it 4 or 5 stars, 95% of users believe it is headed in the right direction, and users said they would be likely to recommend EPAY HCM at a rate of 94%. EPAY HCM is also in the Time Tracking, Core HR, Workforce Management, Applicant Tracking Systems (ATS), Performance Management, Onboarding, Benefits Administration, Corporate Learning Management Systems, Human Resource Management Systems, and Time & Attendance categories.

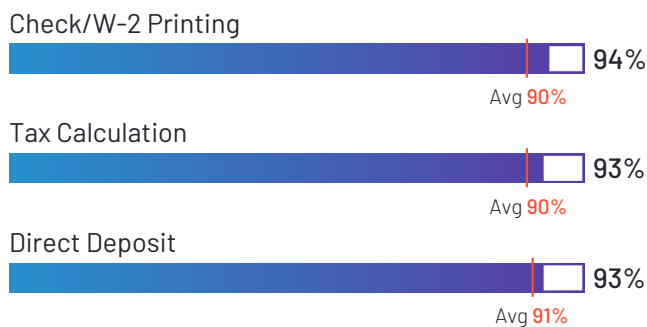
Satisfaction Ratings



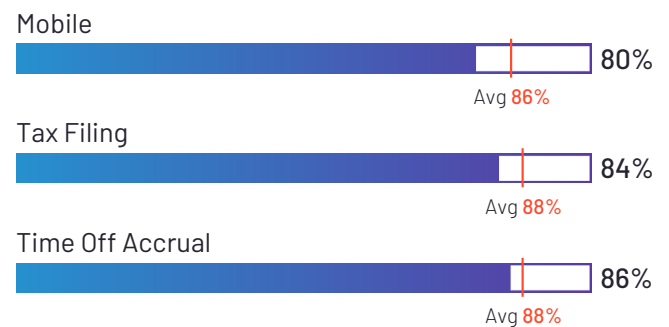
Top Industries Represented



Highest-Rated Features



Lowest-Rated Features



Ownership
Vensure



HQ Location
Chandler, AZ



Year Founded
2004



**Employees (Listed
On LinkedIn)**
1,536



Company Website
vensure.com



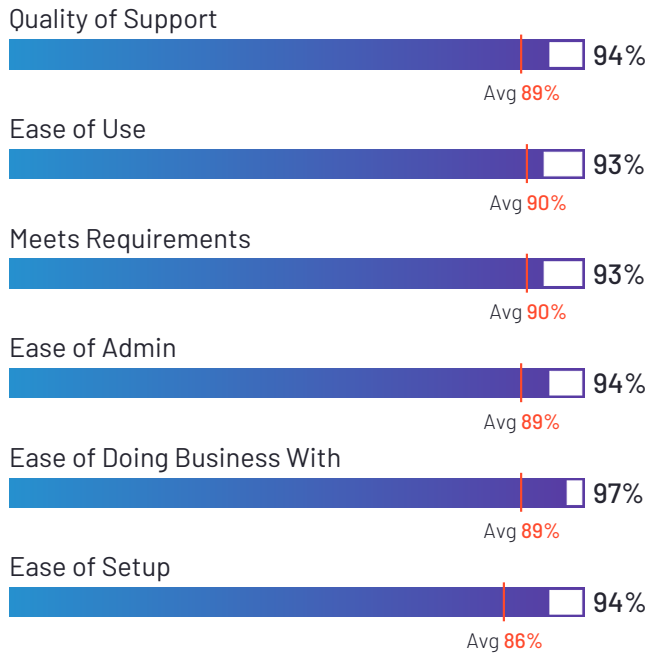
Checkwriters

4.6 ★★★★★ (104)



Checkwriters has been named a High Performer product based on having high customer Satisfaction scores and a low Market Presence compared to the rest of the category. 97% of users rated it 4 or 5 stars, 92% of users believe it is headed in the right direction, and users said they would be likely to recommend Checkwriters at a rate of 94%. Checkwriters is also in the Benefits Support, Onboarding, Applicant Tracking Systems (ATS), Benefits Administration, Time Tracking, Core HR, Performance Management, and Compensation Management categories.

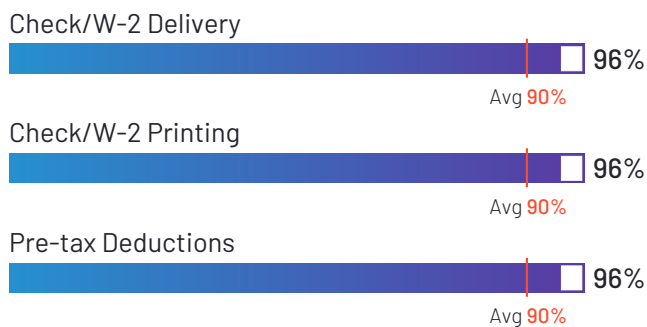
Satisfaction Ratings



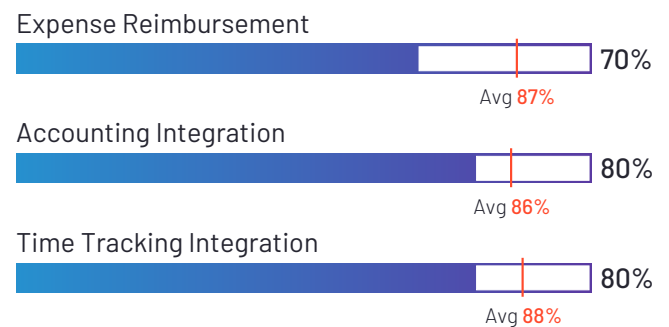
Top Industries Represented



Highest-Rated Features



Lowest-Rated Features



Ownership
Checkwriters



HQ Location
Northampton,
Massachusetts



Year Founded
1989



**Employees (Listed
On LinkedIn)**
68



Company Website
checkwriters.com



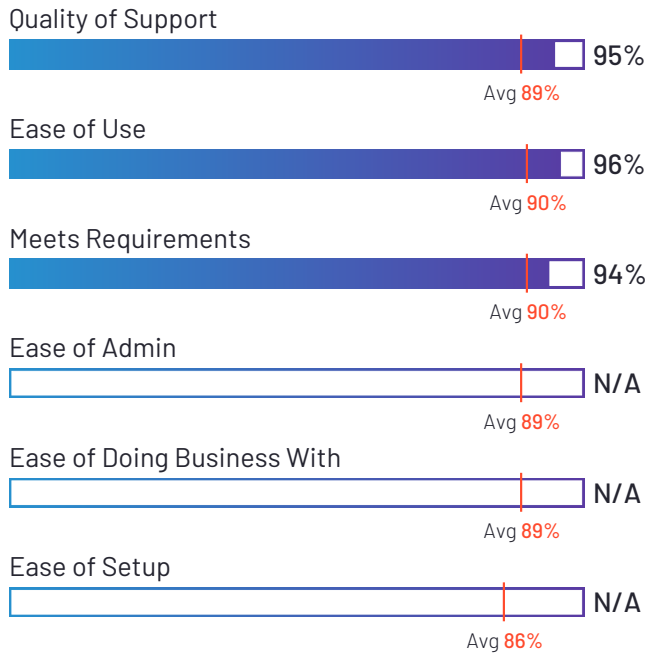
FreshBooks

4.5 ★★★★★ (740)

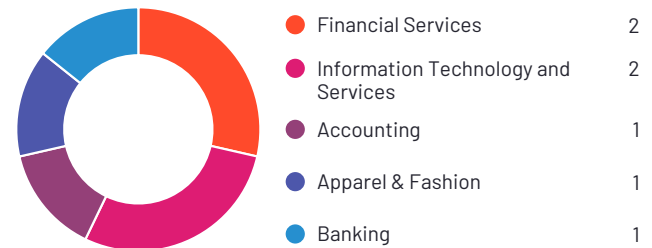


FreshBooks has been named a High Performer product based on having high customer Satisfaction scores and a low Market Presence compared to the rest of the category. 100% of users rated it 4 or 5 stars, 100% of users believe it is headed in the right direction, and users said they would be likely to recommend FreshBooks at a rate of 94%. FreshBooks is also in the Project Collaboration, Payment Processing, Time Tracking, Expense Management, Billing, and Accounting categories.

Satisfaction Ratings



Top Industries Represented



*N/A is displayed when fewer than five responses were received for the question.



Ownership
FreshBooks



HQ Location
Toronto



Year Founded
2003



**Employees (Listed
On LinkedIn)**
600



Company Website
freshbooks.com

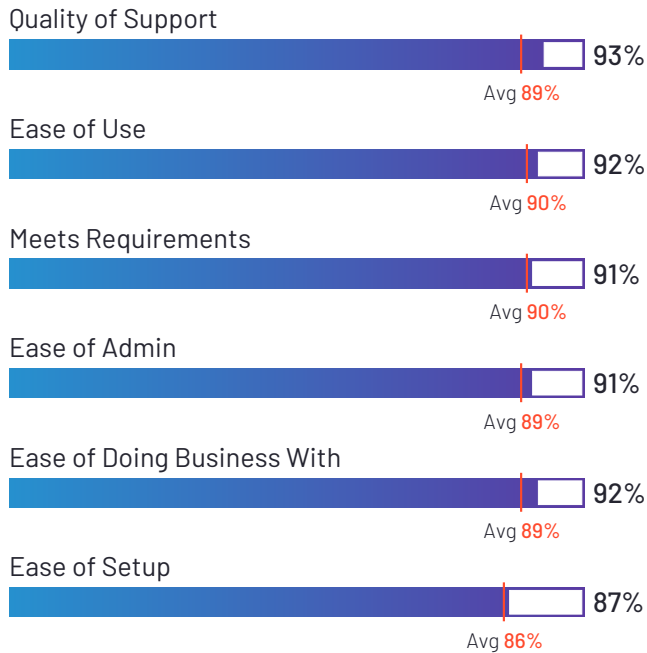


4.4 ★★★★★ (93)

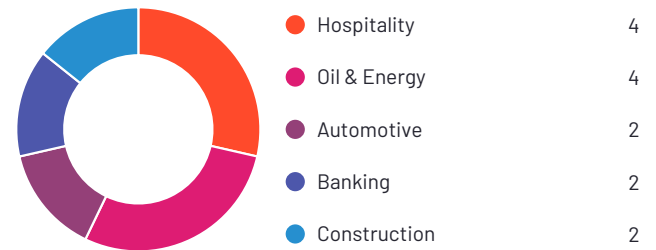


SunFish Workplaze has been named a High Performer product based on having high customer Satisfaction scores and a low Market Presence compared to the rest of the category. 100% of users rated it 4 or 5 stars, 100% of users believe it is headed in the right direction, and users said they would be likely to recommend SunFish Workplaze at a rate of 86%. SunFish Workplaze is also in the Recruitment Platforms, Absence Management, Time & Attendance, Corporate Learning Management Systems, Core HR, Performance Management, and Human Resource Management Systems categories.


Satisfaction Ratings



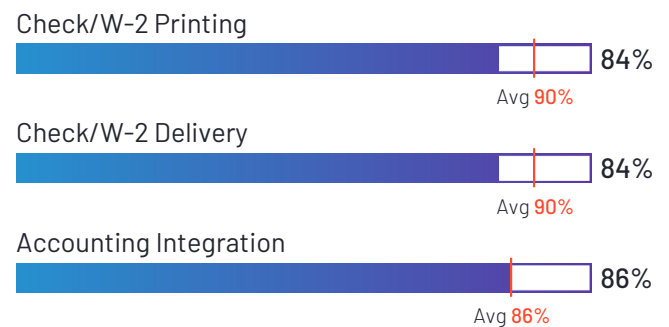
Top Industries Represented



Highest-Rated Features



Lowest-Rated Features



Ownership
Humanica



HQ Location
Pathumwan District,
Bangkok



Year Founded
2003



**Employees (Listed
On LinkedIn)**
328



Company Website
humanica.com



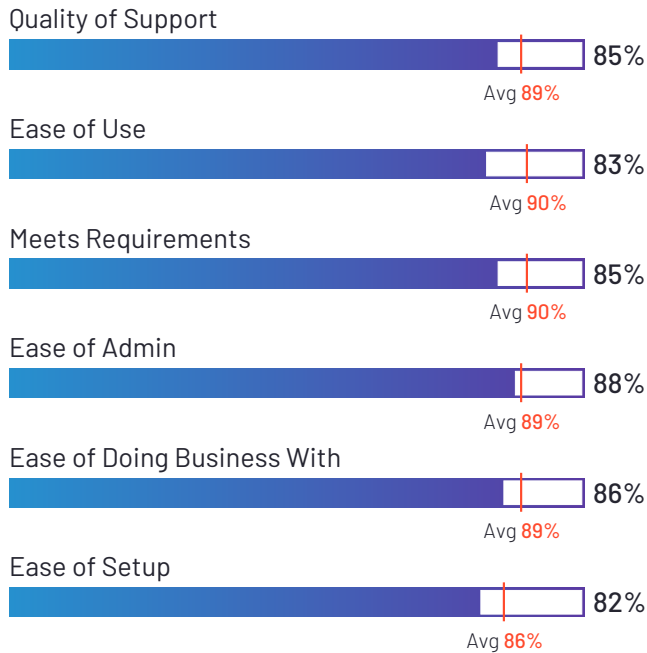
Asure

3.8 ★★★★★ (243)



Asure has been named a High Performer product based on having high customer Satisfaction scores and a low Market Presence compared to the rest of the category. 84% of users rated it 4 or 5 stars, 64% of users believe it is headed in the right direction, and users said they would be likely to recommend Asure at a rate of 79%. Asure is also in the Onboarding, Applicant Tracking Systems (ATS), Benefits Administration, Core HR, and Benefits Support categories.

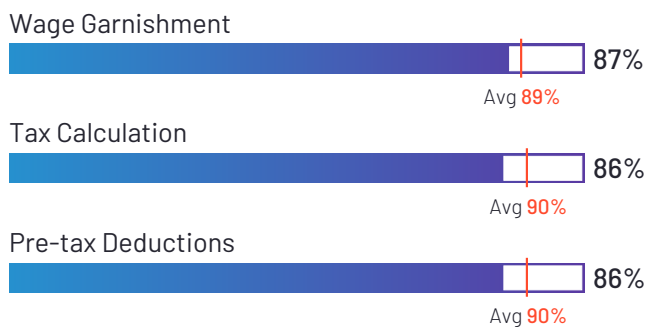
Satisfaction Ratings



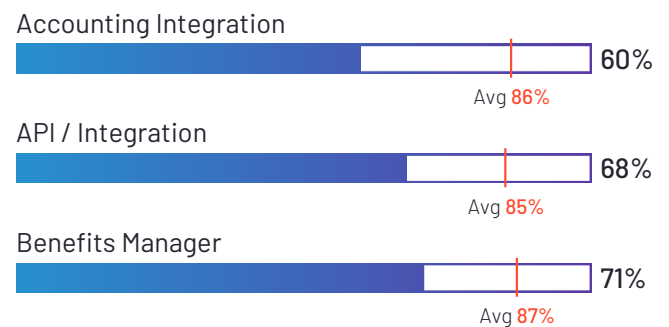
Top Industries Represented



Highest-Rated Features



Lowest-Rated Features



Ownership
Asure



HQ Location
Austin, TX



Year Founded
1994



Employees (Listed On LinkedIn)
565



Company Website
asuresoftware.com



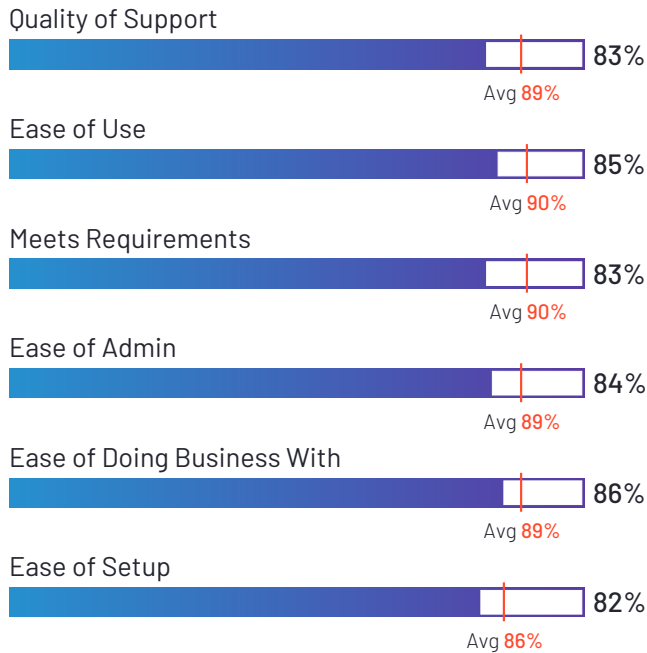
SentricHR

3.8 ★★★★★ (44)

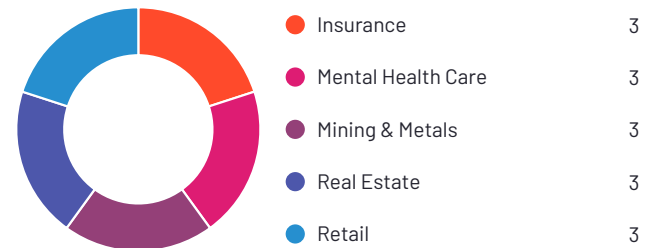


SentricHR has been named a High Performer product based on having high customer Satisfaction scores and a low Market Presence compared to the rest of the category. 72% of users rated it 4 or 5 stars, 80% of users believe it is headed in the right direction, and users said they would be likely to recommend SentricHR at a rate of 75%. SentricHR is also in the Human Resource Management Systems, Workforce Management, Benefits Administration, Core HR, Applicant Tracking Systems (ATS), and Training Management Systems categories.

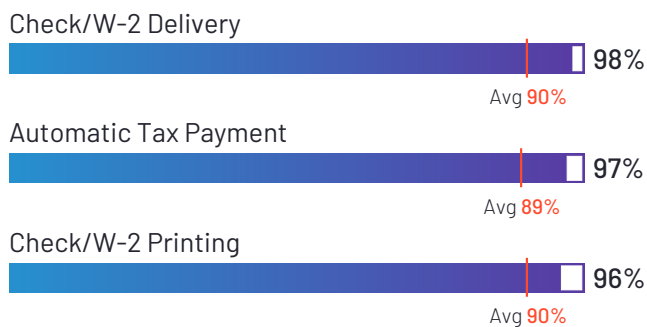
Satisfaction Ratings



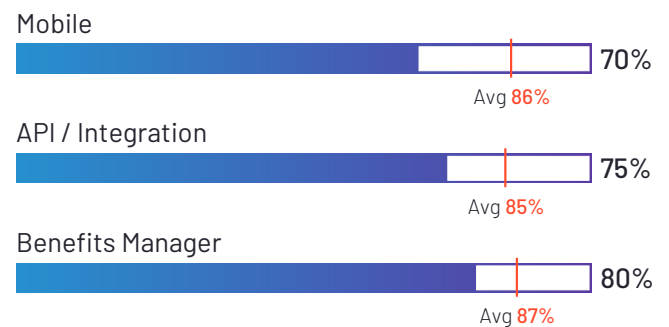
Top Industries Represented



Highest-Rated Features



Lowest-Rated Features



Ownership
Sentric



HQ Location
Pittsburgh, PA



Year Founded
1994



Employees (Listed On LinkedIn)
64



Company Website
sentric.net



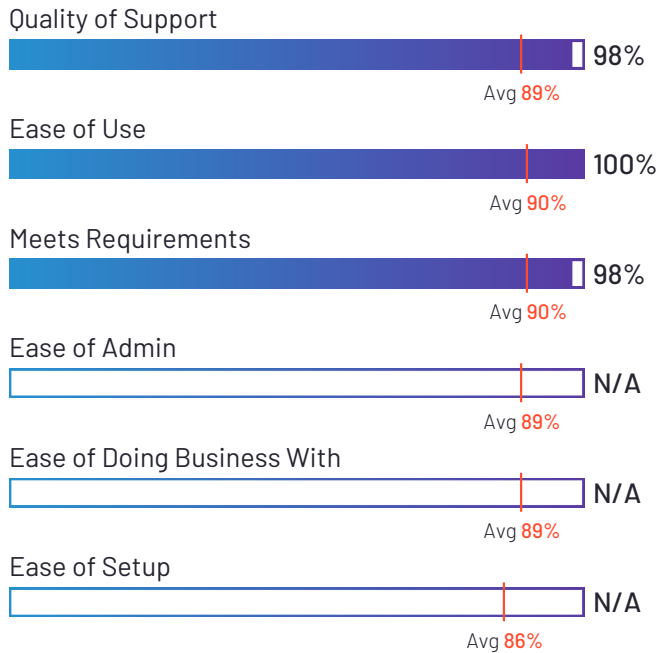
Patriot Payroll

4.8 ★★★★★ (554)



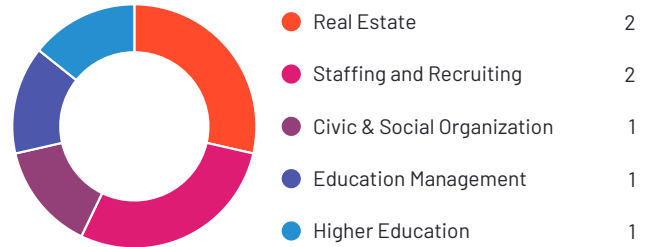
Patriot Payroll has been named a High Performer product based on having high customer Satisfaction scores and a low Market Presence compared to the rest of the category. 100% of users rated it 4 or 5 stars, 100% of users believe it is headed in the right direction, and users said they would be likely to recommend Patriot Payroll at a rate of 99%. Patriot Payroll is also in the Contractor Payments category.

Satisfaction Ratings

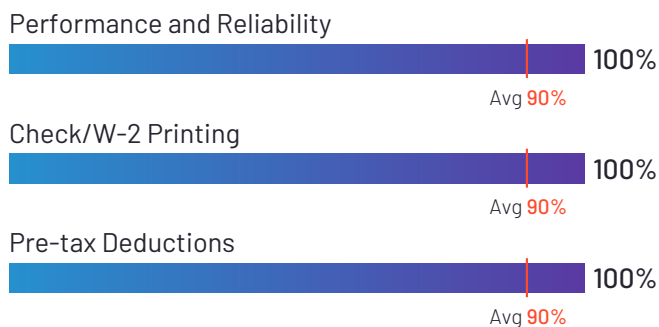


*N/A is displayed when fewer than five responses were received for the question.

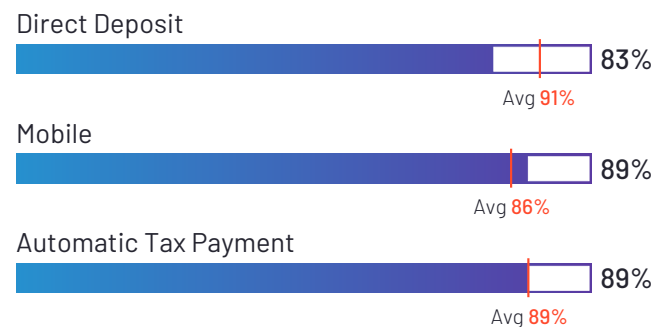
Top Industries Represented



Highest-Rated Features



Lowest-Rated Features



Ownership
Patriot Software



HQ Location
Canton, OH



Year Founded
2002



Employees (Listed On LinkedIn)
152



Company Website
patriotsoftware.com



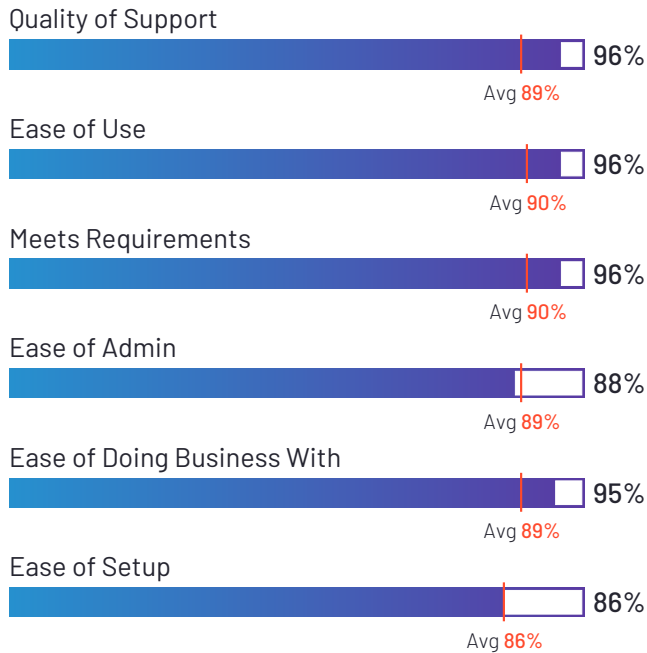
isolated by PNI•HCM

4.4 ★★★★★ (16)



isolated by PNI•HCM has been named a High Performer product based on having high customer Satisfaction scores and a low Market Presence compared to the rest of the category. 92% of users rated it 4 or 5 stars, 100% of users believe it is headed in the right direction, and users said they would be likely to recommend isolated by PNI•HCM at a rate of 94%.

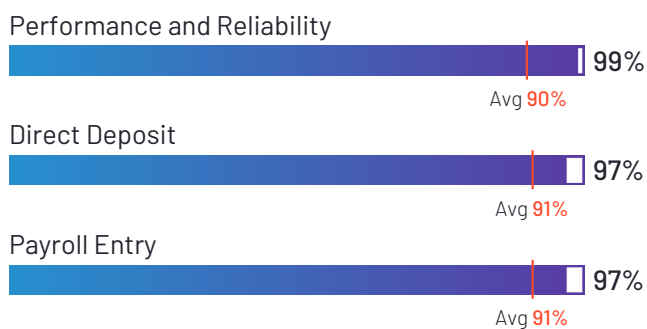
Satisfaction Ratings



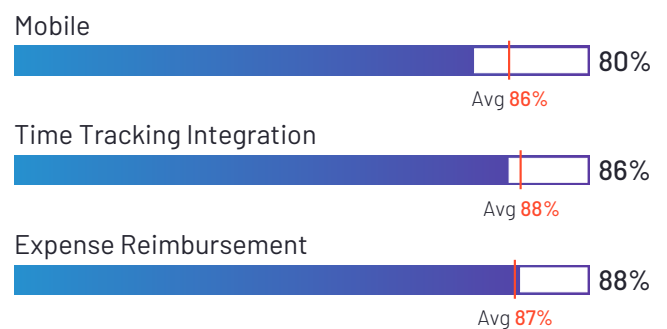
Top Industries Represented



Highest-Rated Features



Lowest-Rated Features



Ownership
Payroll Network, Inc.
(PNI)



HQ Location
Rockville, Maryland



Year Founded
1998



Employees (Listed On LinkedIn)
165



Company Website
www.pnihcm.com



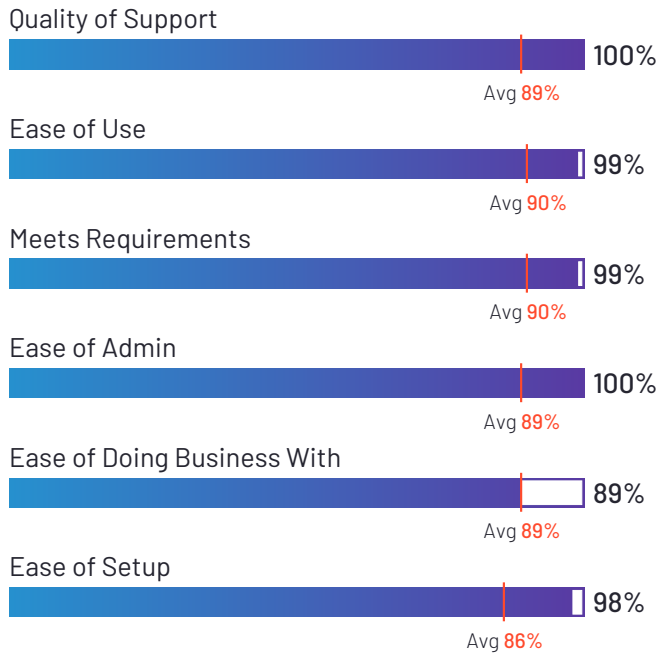
Asanify

4.9 ★★★★★ (151)



Asanify has been named a High Performer product based on having high customer Satisfaction scores and a low Market Presence compared to the rest of the category. 100% of users rated it 4 or 5 stars, 100% of users believe it is headed in the right direction, and users said they would be likely to recommend Asanify at a rate of 99%. Asanify is also in the Employer of Record (EOR), Contractor Payments, Objectives and Key Results (OKR), Absence Management, Time & Attendance, Core HR, Contractor Management, Human Resource Management Systems, and Time Tracking categories.


Satisfaction Ratings




Top Industries Represented



Highest-Rated Features



Lowest-Rated Features



Ownership
Asanify Technologies
Private Limited



HQ Location
Kolkata, WEST
BENGAL



Year Founded
2019



**Employees (Listed
On LinkedIn)**
17



Company Website
asanify.com

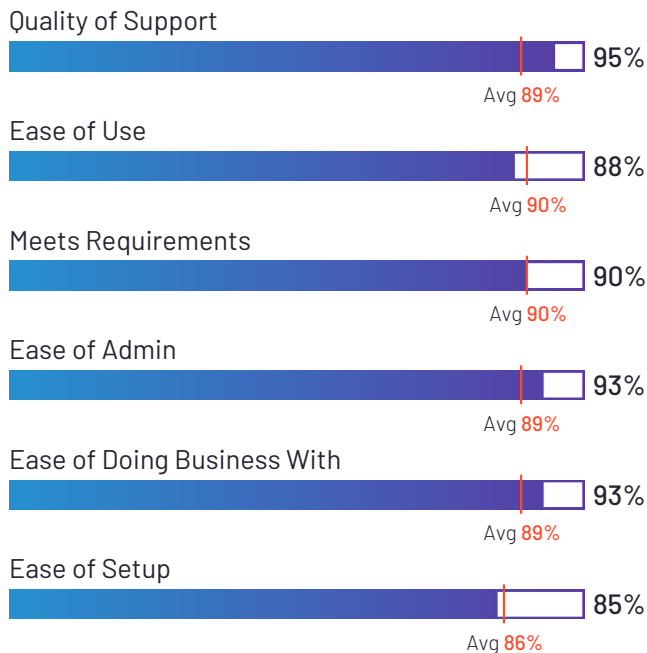


4.6 ★★★★★ (48)

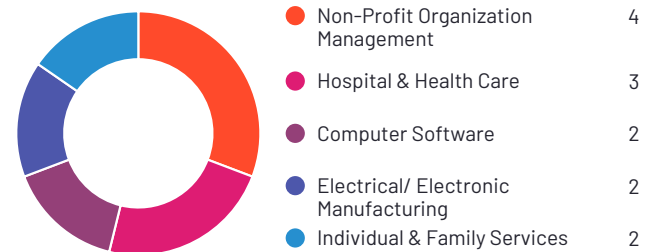


Paypro Workforce Management has been named a High Performer product based on having high customer Satisfaction scores and a low Market Presence compared to the rest of the category. 94% of users rated it 4 or 5 stars, 75% of users believe it is headed in the right direction, and users said they would be likely to recommend Paypro Workforce Management at a rate of 91%. Paypro Workforce Management is also in the Time Tracking, Core HR, Workforce Management, and Time & Attendance categories.

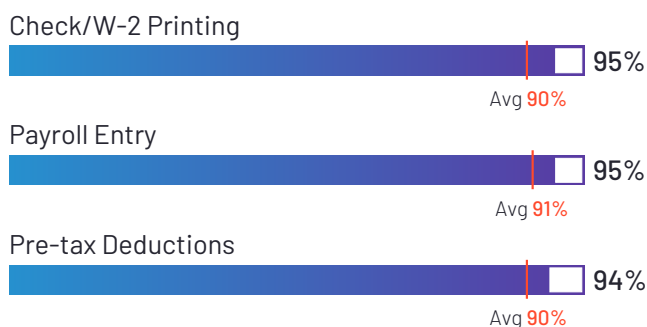
Satisfaction Ratings




Top Industries Represented



Highest-Rated Features



Lowest-Rated Features



Ownership
Paypro Workforce Management



HQ Location
Hauppauge, New York



Year Founded
1992



Employees (Listed On LinkedIn)
59



Company Website
payprocorp.com



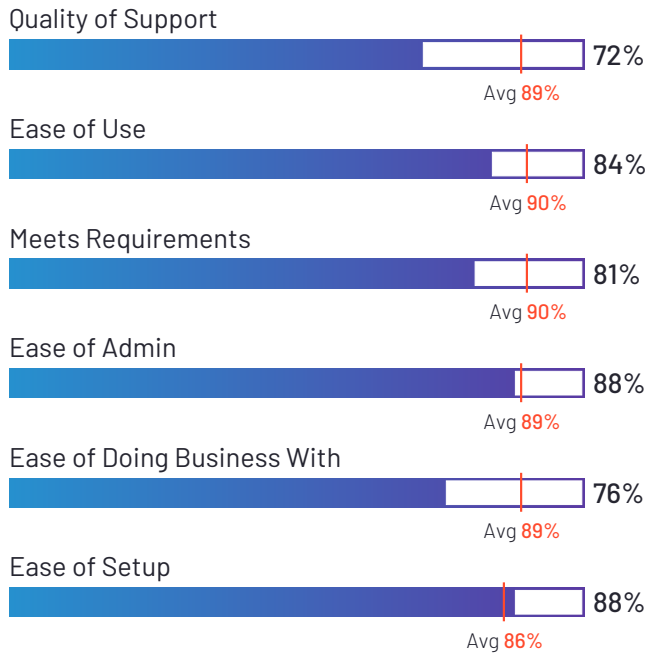
SurePayroll

4.4 ★★★★★ (522)




SurePayroll has been named a High Performer product based on having high customer Satisfaction scores and a low Market Presence compared to the rest of the category. 78% of users rated it 4 or 5 stars, 67% of users believe it is headed in the right direction, and users said they would be likely to recommend SurePayroll at a rate of 73%.

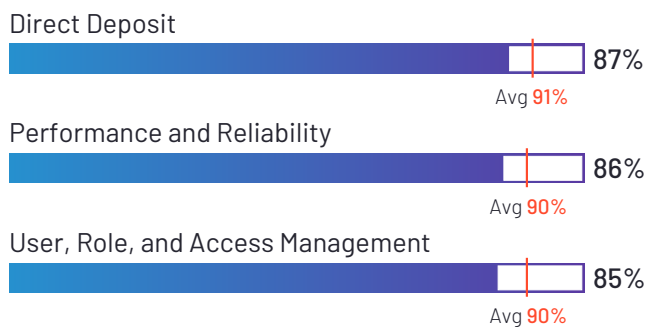
Satisfaction Ratings



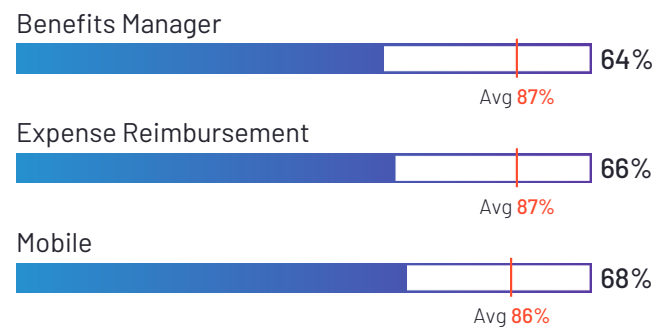
Top Industries Represented



Highest-Rated Features



Lowest-Rated Features



Ownership
SurePayroll



HQ Location
Glenview, IL



Year Founded
2000



Employees (Listed On LinkedIn)
309



Company Website
surepayroll.com



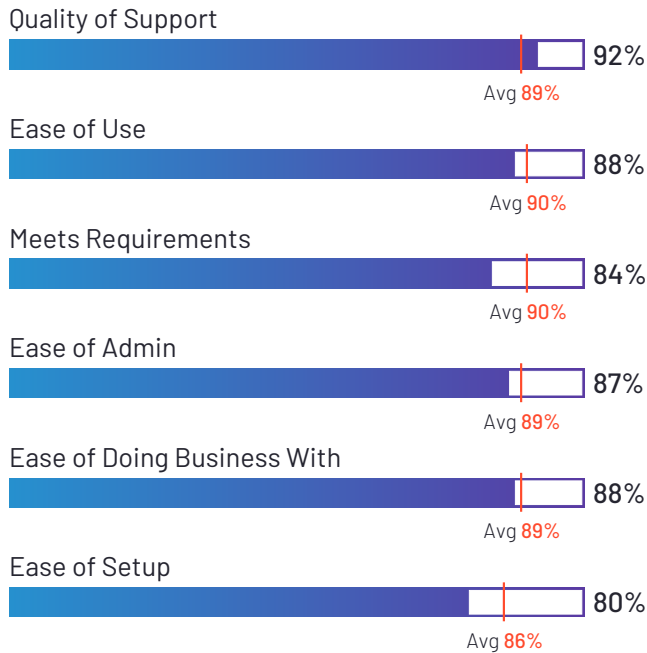
Rise

4.1 ★★★★★ (70)



Rise has been named a High Performer product based on having high customer Satisfaction scores and a low Market Presence compared to the rest of the category. 83% of users rated it 4 or 5 stars, 86% of users believe it is headed in the right direction, and users said they would be likely to recommend Rise at a rate of 85%. Rise is also in the Time Tracking, Core HR, Time & Attendance, and Employee Scheduling categories.

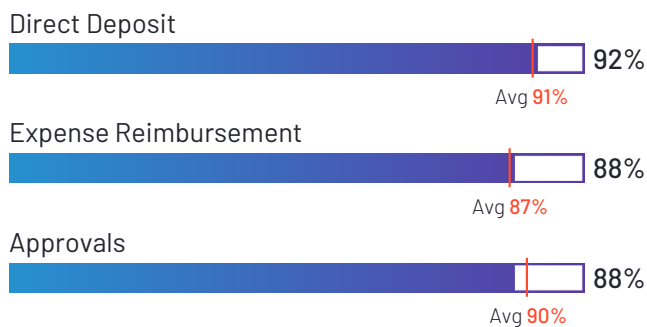
Satisfaction Ratings



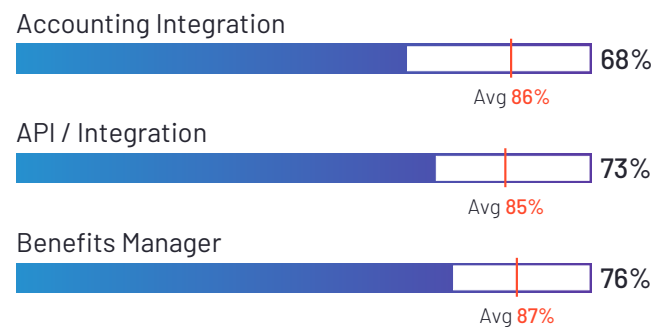
Top Industries Represented



Highest-Rated Features



Lowest-Rated Features



Ownership
Rise People



HQ Location
Burnaby, British Columbia



Year Founded
2011



Employees (Listed On LinkedIn)
63



Company Website
risepeople.com



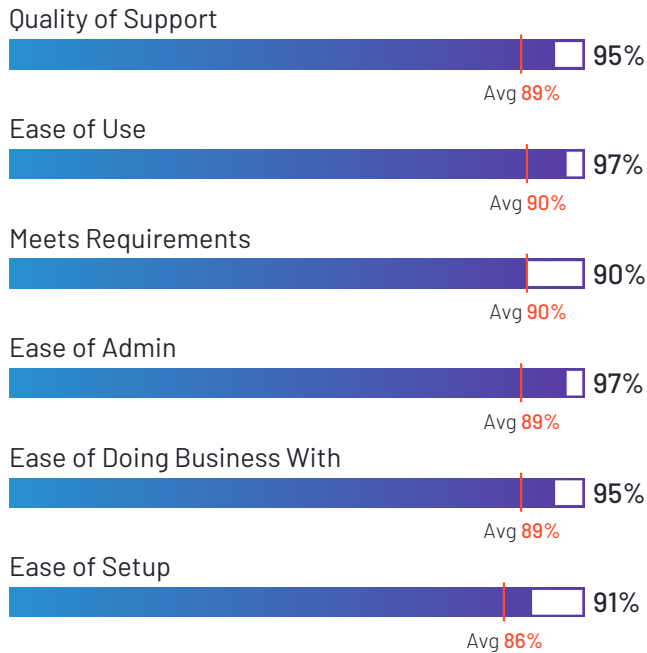
Eddy

4.7 ★★★★★ (69)




Eddy has been named a High Performer product based on having high customer Satisfaction scores and a low Market Presence compared to the rest of the category. 92% of users rated it 4 or 5 stars, 100% of users believe it is headed in the right direction, and users said they would be likely to recommend Eddy at a rate of 92%. Eddy is also in the Training Management Systems, Onboarding, Applicant Tracking Systems (ATS), Core HR, Workforce Management, and Time & Attendance categories.

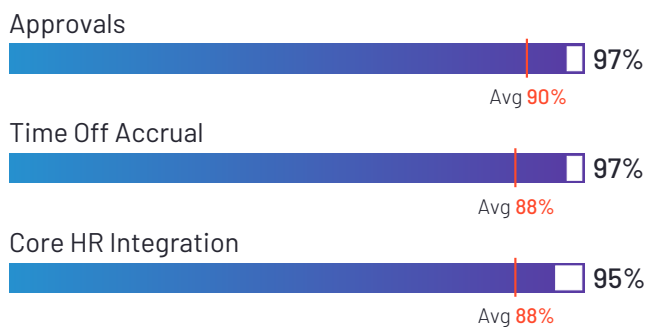
Satisfaction Ratings



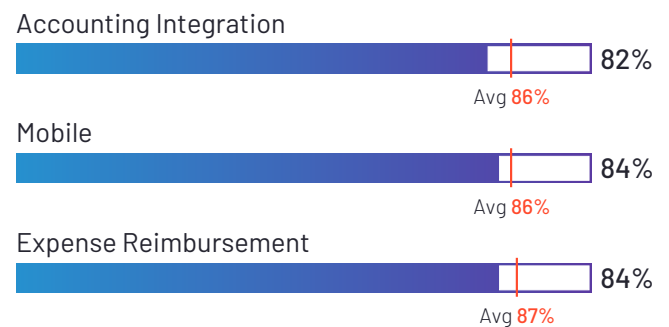
Top Industries Represented



Highest-Rated Features



Lowest-Rated Features



Ownership
Eddy HR



HQ Location
Provo, US



Year Founded
2017



Employees (Listed On LinkedIn)
53



Company Website
eddy.com



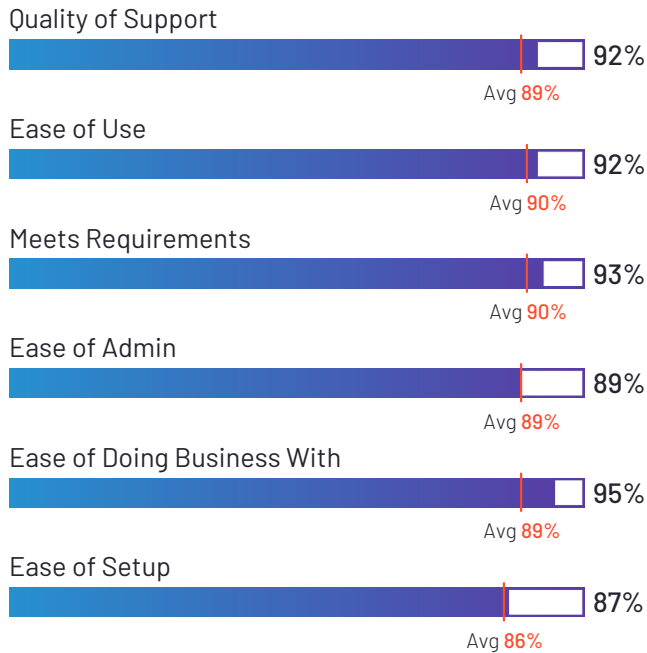
Greenshades

4.3 ★★★★★ (40)



Greenshades has been named a High Performer product based on having high customer Satisfaction scores and a low Market Presence compared to the rest of the category. 87% of users rated it 4 or 5 stars, 90% of users believe it is headed in the right direction, and users said they would be likely to recommend Greenshades at a rate of 88%. Greenshades is also in the Benefits Administration and Benefits Support categories.

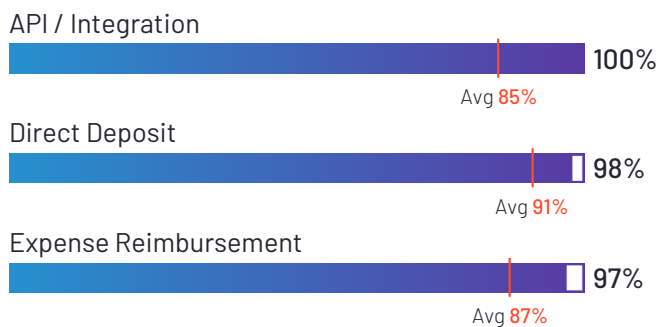
Satisfaction Ratings



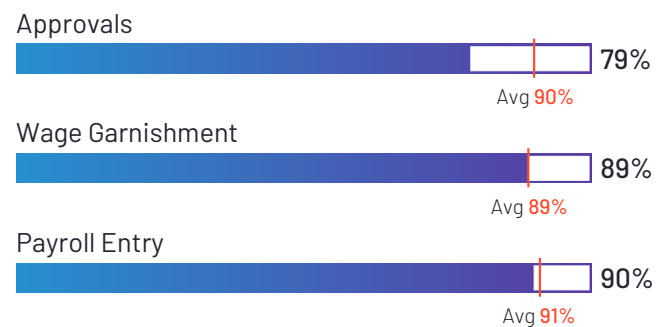
Top Industries Represented



Highest-Rated Features



Lowest-Rated Features



Ownership
Greenshades
Software



HQ Location
Jacksonville, FL



Year Founded
2002



**Employees (Listed
On LinkedIn)**
157



Company Website
go.greenshades.com



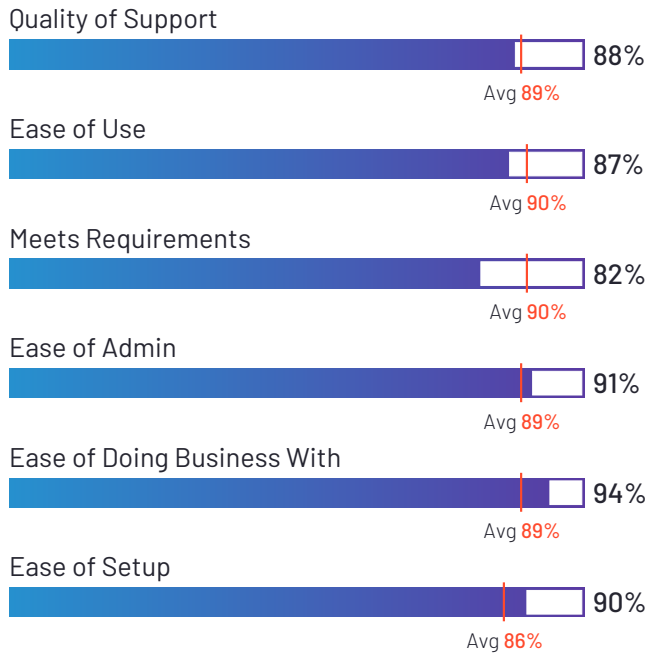
Zimyo

4.5 ★★★★★ (81)

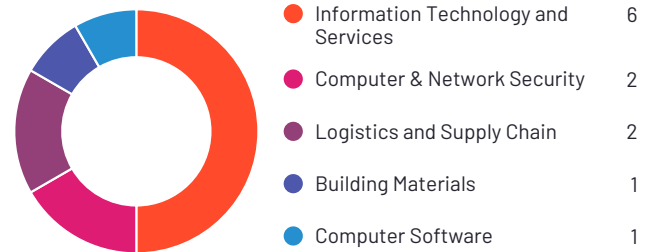


Zimyo has been named a High Performer product based on having high customer Satisfaction scores and a low Market Presence compared to the rest of the category. 86% of users rated it 4 or 5 stars, 100% of users believe it is headed in the right direction, and users said they would be likely to recommend Zimyo at a rate of 87%. Zimyo is also in the Onboarding, Applicant Tracking Systems(ATS), Time Tracking, Core HR, Performance Management, Human Resource Management Systems, Employee Engagement, Employee Recognition, Benefits Administration, and Time & Attendance categories.


Satisfaction Ratings



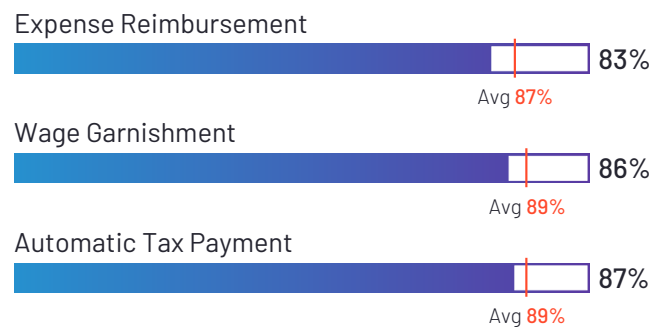
Top Industries Represented



Highest-Rated Features



Lowest-Rated Features



Ownership
Zimyo Consulting
Pvt. Ltd



HQ Location
Gurugram, Haryana



Year Founded
2018



**Employees (Listed
On LinkedIn)**
136



Company Website
www.zimyo.com



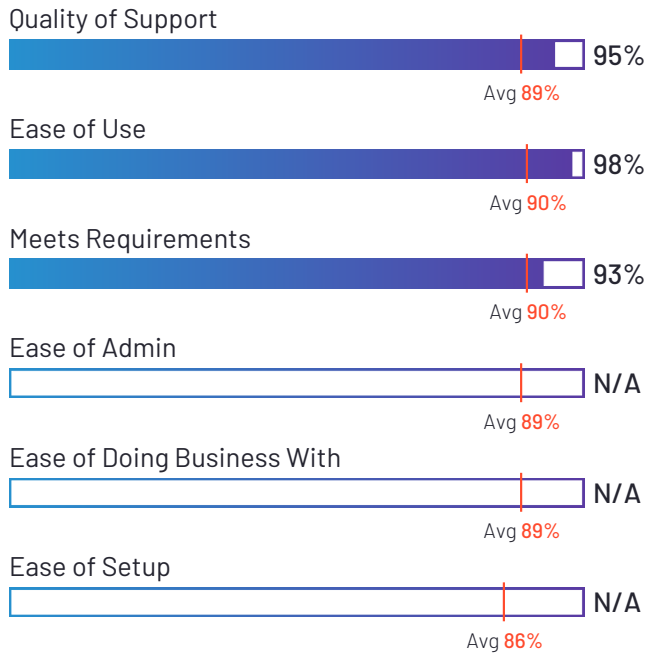
Paybooks

4.5 ★★★★★ (24)



Paybooks has been named a High Performer product based on having high customer Satisfaction scores and a low Market Presence compared to the rest of the category. 93% of users rated it 4 or 5 stars, 92% of users believe it is headed in the right direction, and users said they would be likely to recommend Paybooks at a rate of 91%.

Satisfaction Ratings

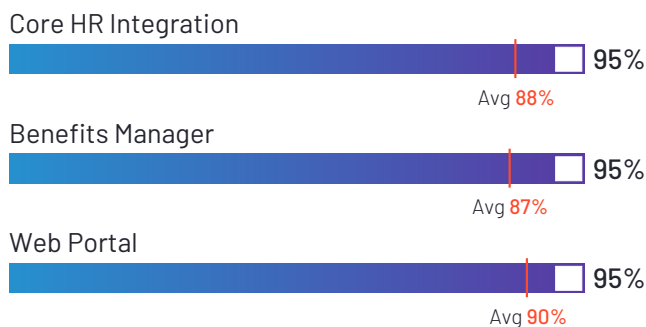


*N/A is displayed when fewer than five responses were received for the question.

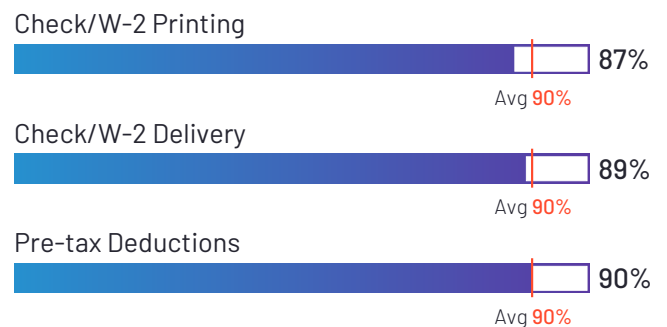
Top Industries Represented



Highest-Rated Features



Lowest-Rated Features



Ownership
Paybooks



HQ Location
Bengaluru, IN



Year Founded
2012



Employees (Listed
On LinkedIn)
96



Company Website
paybooks.in



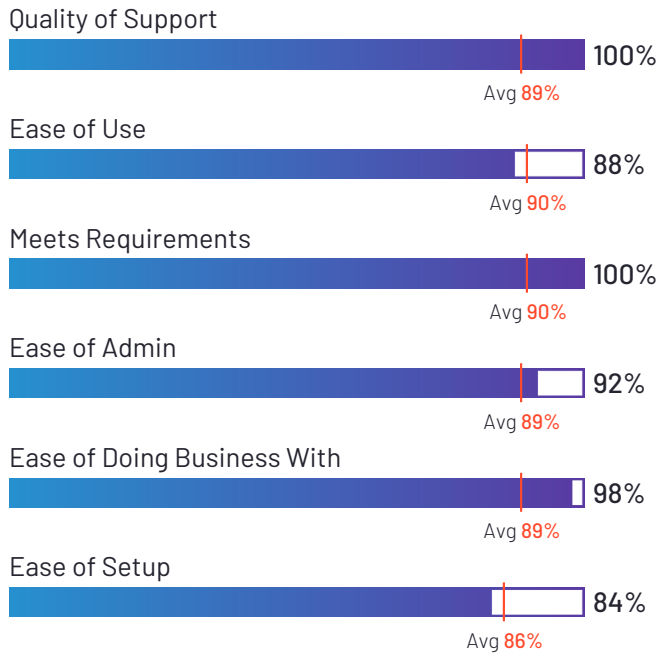
Workzoom

4.6 ★★★★★ (28)



Workzoom has been named a High Performer product based on having high customer Satisfaction scores and a low Market Presence compared to the rest of the category. 100% of users rated it 4 or 5 stars, 100% of users believe it is headed in the right direction, and users said they would be likely to recommend Workzoom at a rate of 97%. Workzoom is also in the Benefits Support, Candidate Relationship Management, Time & Attendance, Recruiting Automation, Employee Scheduling, Onboarding, Benefits Administration, Corporate Learning Management Systems, Time Tracking, Core HR, Workforce Management, Performance Management, and Human Resource Management Systems categories.

Satisfaction Ratings



Top Industries Represented



Ownership
Workzoom



HQ Location
Toronto, Ontario



Year Founded
2000



Employees (Listed On LinkedIn)
18



Company Website
workzoom.com

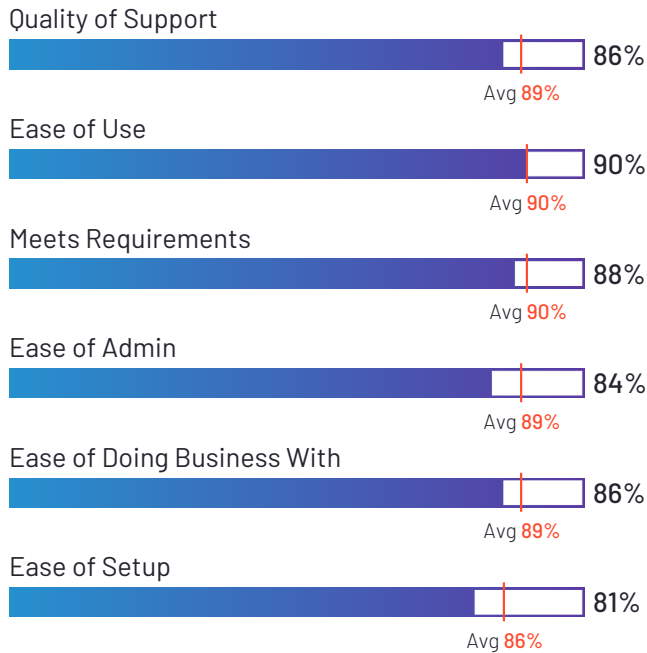


QuickBooks Desktop Enterprise

4.2 ★★★★★ (942)

QuickBooks Desktop Enterprise has been named a Contender product based on having a relatively low customer Satisfaction score and large Market Presence compared to the rest of the category. While they may have positive reviews, they do not have enough reviews to validate those ratings. 93% of users rated it 4 or 5 stars, 82% of users believe it is headed in the right direction, and users said they would be likely to recommend QB Enterprise at a rate of 87%. QB Enterprise is also in the Accounting and ERP Systems categories.

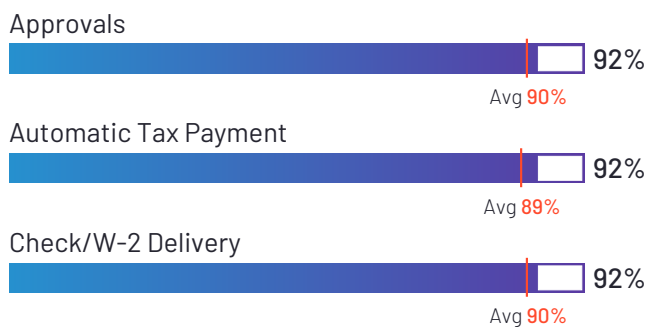
Satisfaction Ratings



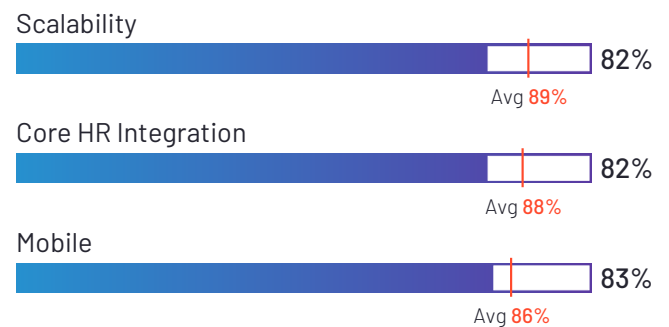
Top Industries Represented



Highest-Rated Features



Lowest-Rated Features



Ownership
Intuit



HQ Location
Mountain View,
California



Year Founded
1983



**Employees (Listed
On LinkedIn)**
16,102



Company Website
www.intuit.com

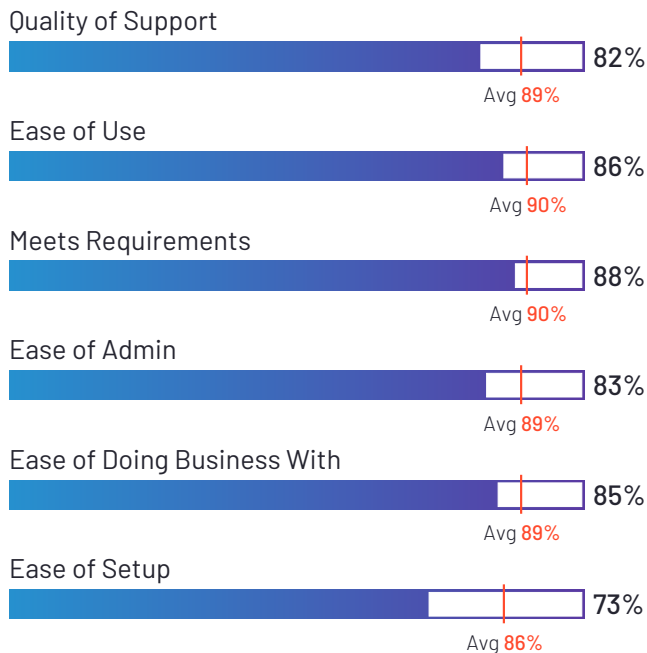


Dayforce

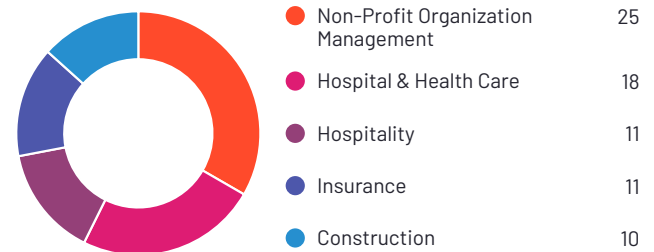
4.2 ★★★★★ (789)

Dayforce has been named a Contender product based on having a relatively low customer Satisfaction score and large Market Presence compared to the rest of the category. While they may have positive reviews, they do not have enough reviews to validate those ratings. 90% of users rated it 4 or 5 stars, 87% of users believe it is headed in the right direction, and users said they would be likely to recommend Dayforce at a rate of 84%. Dayforce is also in the Time & Attendance, Training Management Systems, Employee Scheduling, Onboarding, Benefits Administration, Time Tracking, Core HR, Workforce Management, Human Resource Management Systems, Performance Management, Employee Engagement, Compensation Management, HR Compliance, Applicant Tracking Systems (ATS), Multi-Country Payroll, and Talent Intelligence categories.

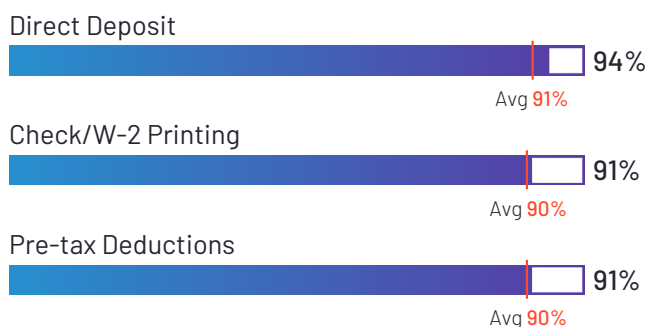
Satisfaction Ratings



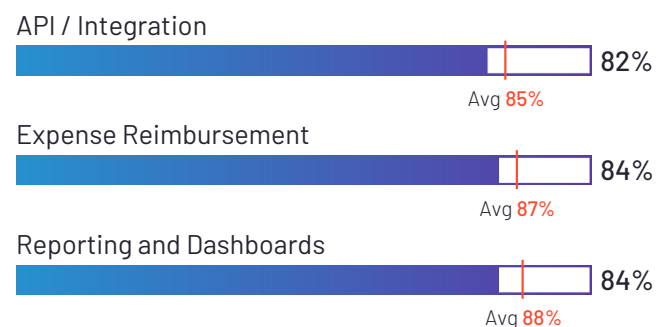
Top Industries Represented



Highest-Rated Features



Lowest-Rated Features



Ownership
Dayforce



HQ Location
Minneapolis, MN



Year Founded
2012



Employees (Listed On LinkedIn)
6,239



Company Website
dayforce.com

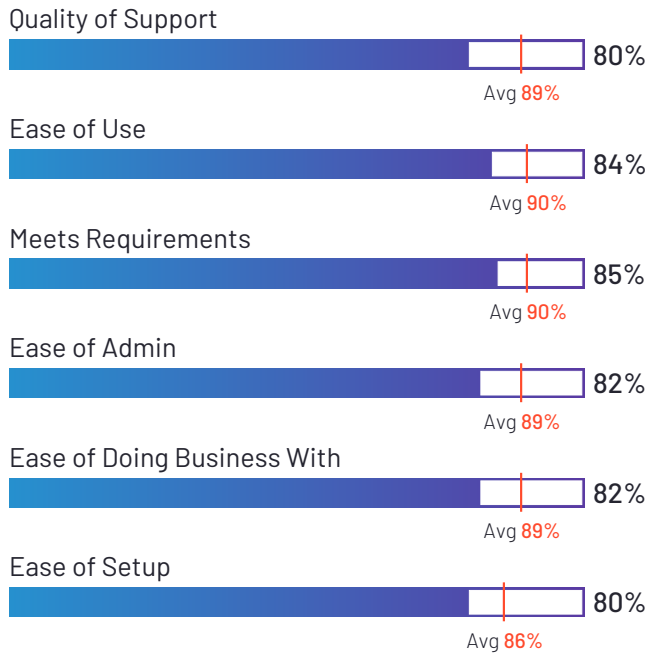


TriNet

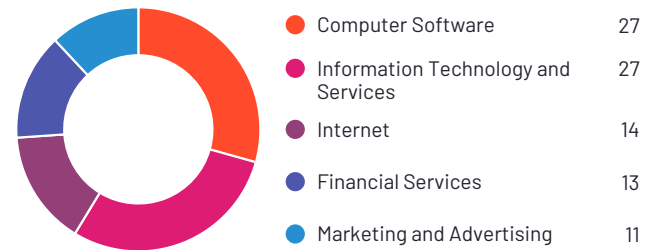
4.0 ★★★★★ (641)

TriNet has been named a Contender product based on having a relatively low customer Satisfaction score and large Market Presence compared to the rest of the category. While they may have positive reviews, they do not have enough reviews to validate those ratings. 82% of users rated it 4 or 5 stars, 76% of users believe it is headed in the right direction, and users said they would be likely to recommend TriNet at a rate of 76%. TriNet is also in the Global Employment Platforms (GEP), PEO Providers, Time Tracking, Core HR, Performance Management, and Expense Management categories.

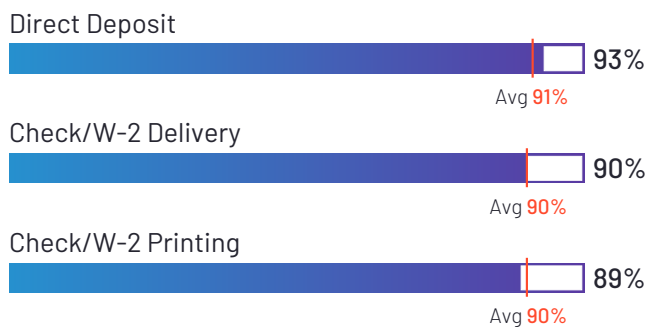
Satisfaction Ratings



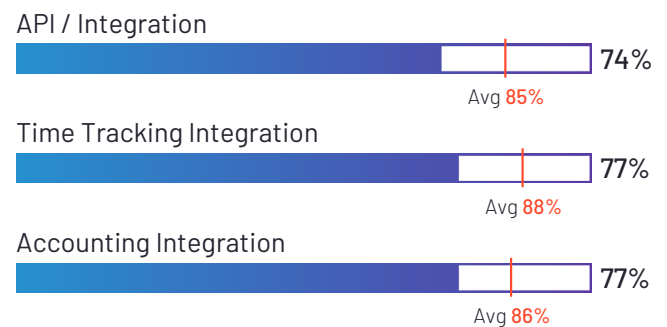
Top Industries Represented



Highest-Rated Features



Lowest-Rated Features



Ownership
TriNet



HQ Location
Dublin, CA



Year Founded
1988



Employees (Listed
On LinkedIn)
4,462



Company Website
www.trinet.com

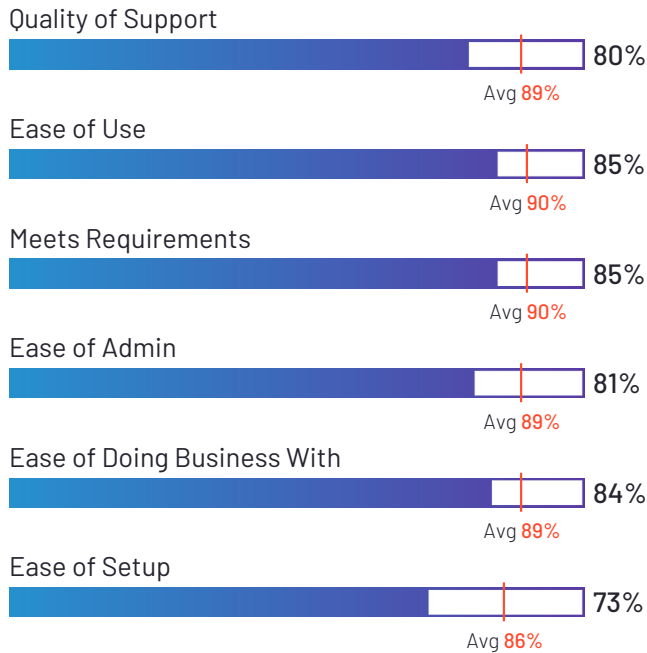


UKG Pro

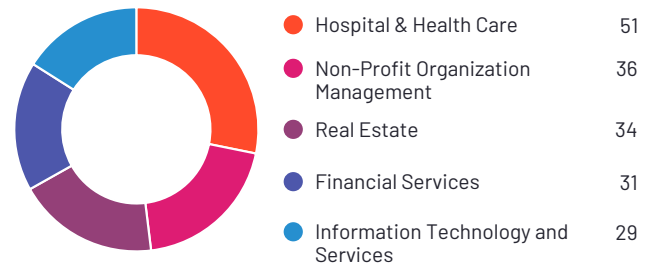
4.2 ★★★★★ (1,495)

UKG Pro has been named a Contender product based on having a relatively low customer Satisfaction score and large Market Presence compared to the rest of the category. While they may have positive reviews, they do not have enough reviews to validate those ratings. 87% of users rated it 4 or 5 stars, 85% of users believe it is headed in the right direction, and users said they would be likely to recommend UKG Pro at a rate of 84%. UKG Pro is also in the Succession Planning, Corporate Learning Management Systems, Onboarding, Applicant Tracking Systems (ATS), Compensation Management, Time Tracking, Core HR, Workforce Management, Performance Management, Human Resource Management Systems, and Healthcare HR categories.

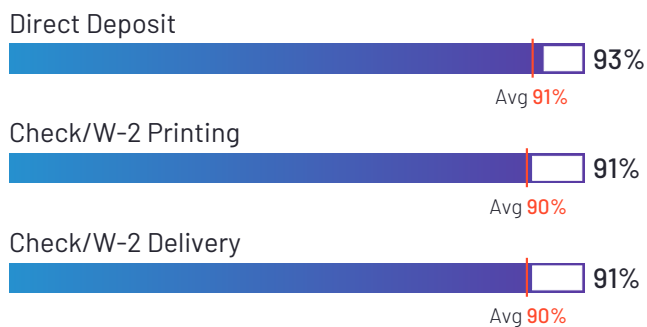
Satisfaction Ratings



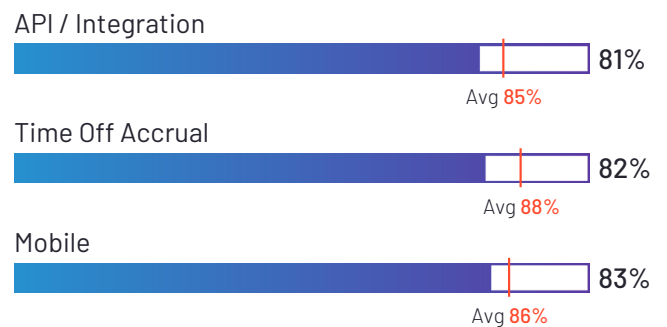
Top Industries Represented



Highest-Rated Features



Lowest-Rated Features



Ownership
UKG



HQ Location
Weston, FL



Year Founded
1977



Employees (Listed
On LinkedIn)
14,469



Company Website
www.ukg.com

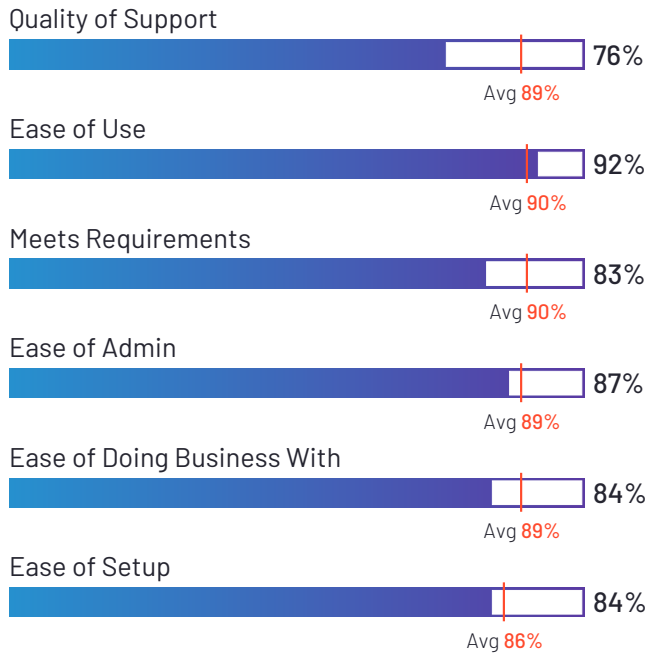


toasttab.com

4.2 ★★★★★☆ (300)

toasttab.com has been named a Contender product based on having a relatively low customer Satisfaction score and large Market Presence compared to the rest of the category. While they may have positive reviews, they do not have enough reviews to validate those ratings. 93% of users rated it 4 or 5 stars, 87% of users believe it is headed in the right direction, and users said they would be likely to recommend toasttab.com at a rate of 87%. toasttab.com is also in the Restaurant POS, Applicant Tracking Systems (ATS), Restaurant Management, Core HR, Workforce Management, and Human Resource Management Systems categories.

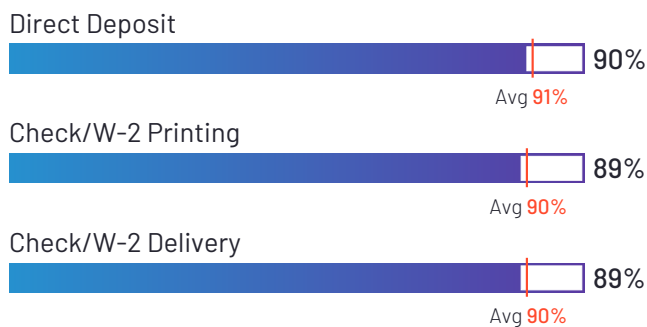
Satisfaction Ratings



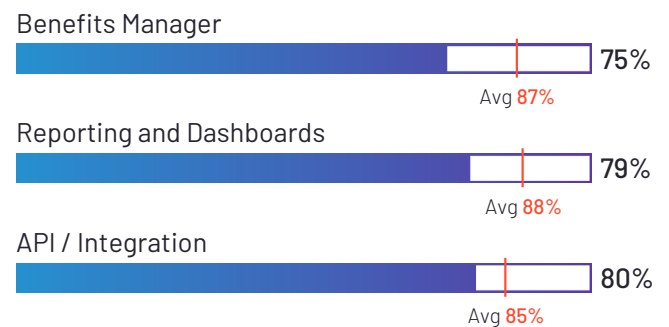
Top Industries Represented



Highest-Rated Features



Lowest-Rated Features



Ownership
Toast



HQ Location
Boston, MA



Year Founded
2011



Employees (Listed On LinkedIn)
5,574



Company Website
pos.toasttab.com

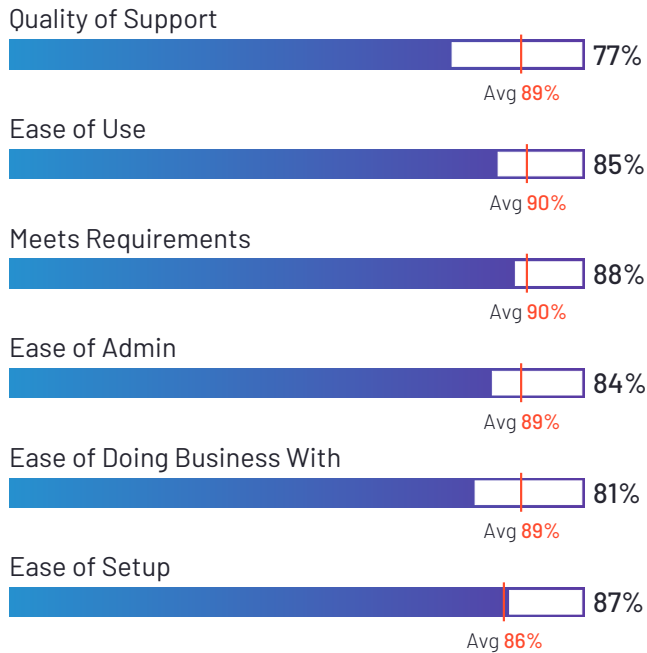


ADP Vantage HCM

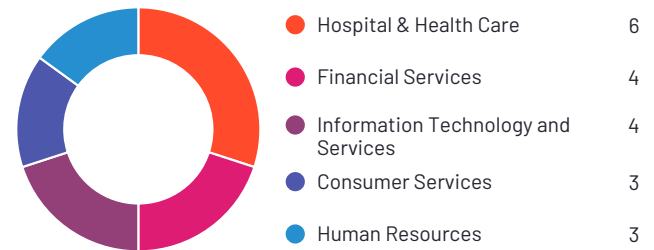
3.9 ★★★★★ (243)

ADP Vantage HCM has been named a Contender product based on having a relatively low customer Satisfaction score and large Market Presence compared to the rest of the category. While they may have positive reviews, they do not have enough reviews to validate those ratings. 85% of users rated it 4 or 5 stars, 76% of users believe it is headed in the right direction, and users said they would be likely to recommend Vantage HCM at a rate of 78%. Vantage HCM is also in the HR Service Delivery, Multi-Country Payroll, Time & Attendance, Core HR, Workforce Management, Benefits Administration, and Absence Management categories.

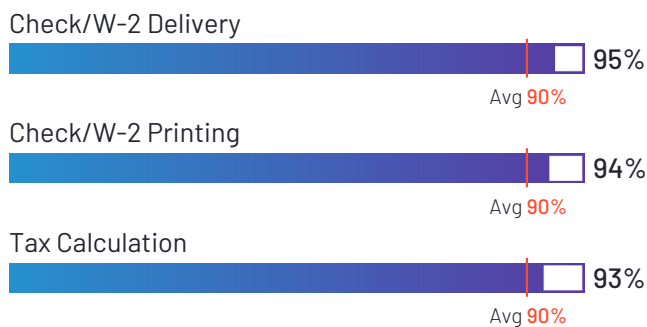
Satisfaction Ratings



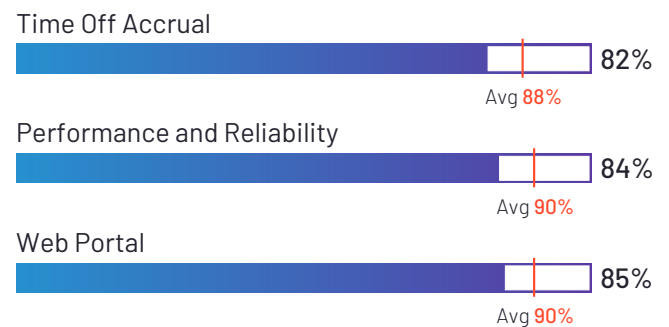
Top Industries Represented



Highest-Rated Features



Lowest-Rated Features



Ownership
ADP



HQ Location
Roseland, New Jersey



Year Founded
1949



Employees (Listed On LinkedIn)
67,955



Company Website
adp.com

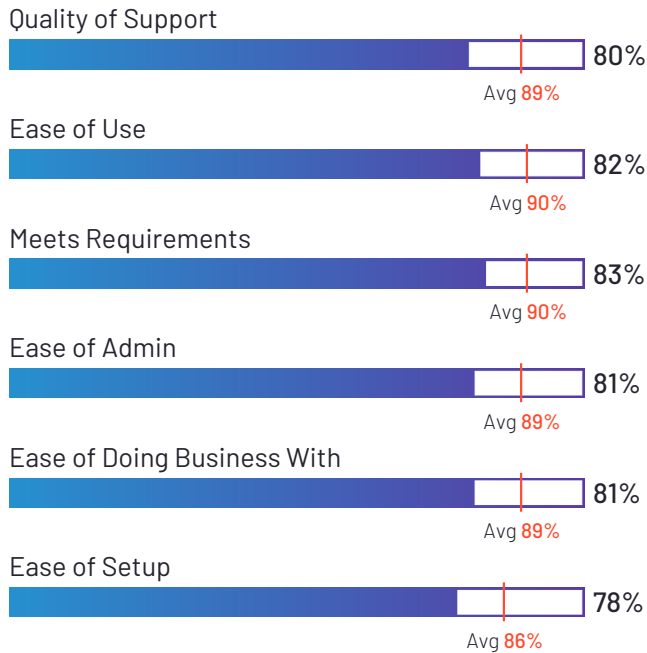


Paychex Flex

4.2 ★★★★★ (1,526)

Paychex Flex has been named a Contender product based on having a relatively low customer Satisfaction score and large Market Presence compared to the rest of the category. While they may have positive reviews, they do not have enough reviews to validate those ratings. 78% of users rated it 4 or 5 stars, 71% of users believe it is headed in the right direction, and users said they would be likely to recommend Paychex Flex at a rate of 76%. Paychex Flex is also in the PEO Providers, HR Analytics, Onboarding, Applicant Tracking Systems (ATS), Benefits Administration, Corporate Learning Management Systems, Time Tracking, Expense Management, Core HR, Workforce Management, Performance Management, Human Resource Management Systems, Candidate Relationship Management, Background Check, and Time & Attendance categories.

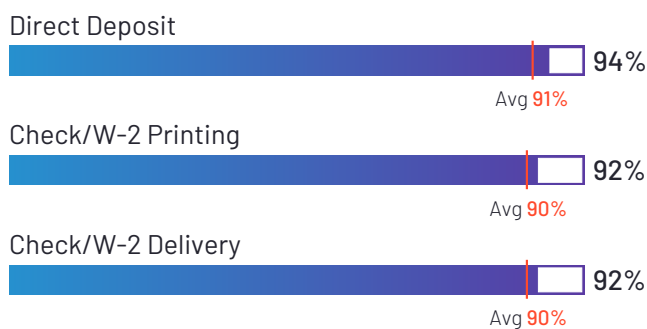
Satisfaction Ratings



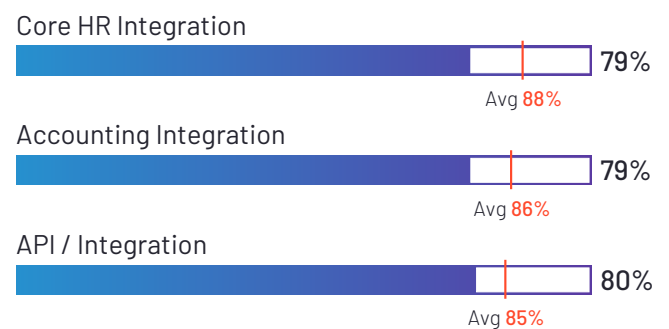
Top Industries Represented



Highest-Rated Features



Lowest-Rated Features



Ownership
Paychex Inc



HQ Location
Rochester, NY



Year Founded
1971



Employees (Listed On LinkedIn)
17,301



Company Website
paychex.com

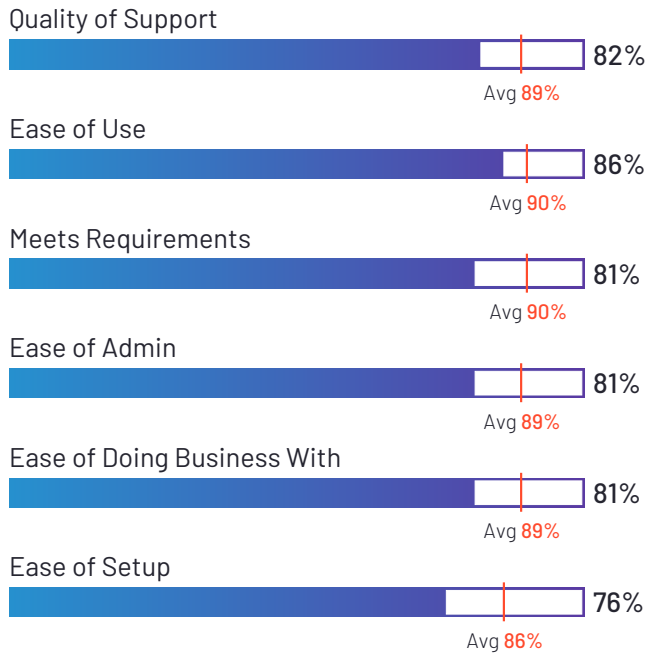


RUN Powered by ADP

4.5 ★★★★★ (1,389)

RUN Powered by ADP has been named a Contender product based on having a relatively low customer Satisfaction score and large Market Presence compared to the rest of the category. While they may have positive reviews, they do not have enough reviews to validate those ratings. 79% of users rated it 4 or 5 stars, 77% of users believe it is headed in the right direction, and users said they would be likely to recommend RUN Powered by ADP at a rate of 80%. RUN Powered by ADP is also in the Harassment Prevention Training, Job Description Management, Time & Attendance, Background Check, Onboarding, Employee Engagement, and Core HR categories.

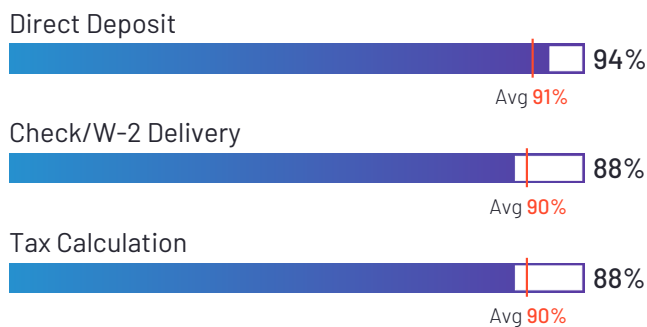
Satisfaction Ratings



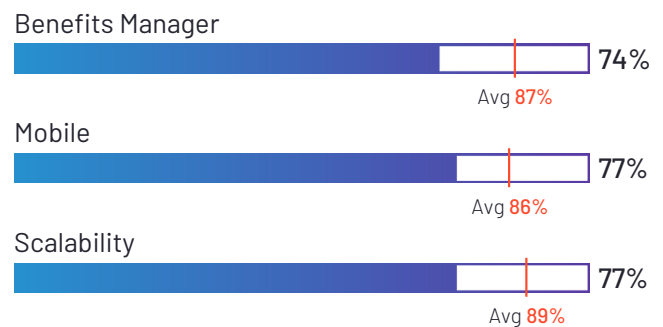
Top Industries Represented



Highest-Rated Features



Lowest-Rated Features



Ownership
ADP



HQ Location
Roseland, New Jersey



Year Founded
1949



Employees (Listed On LinkedIn)
67,955



Company Website
adp.com

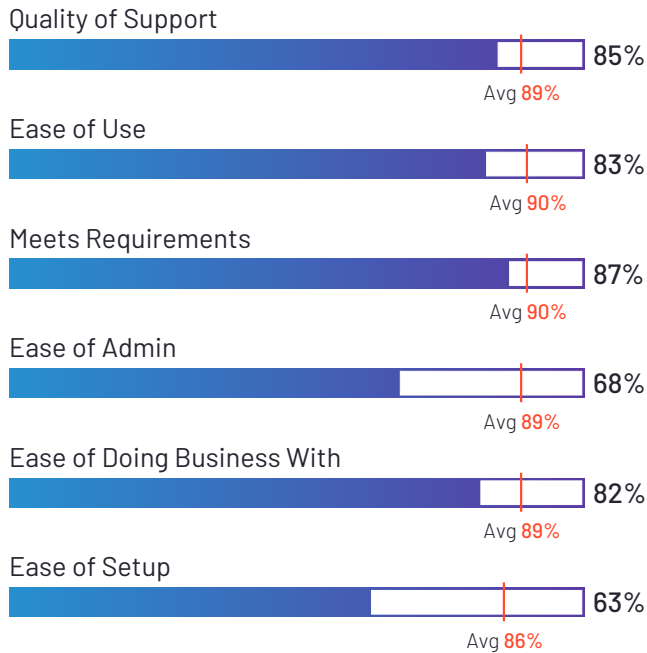


Workday HCM

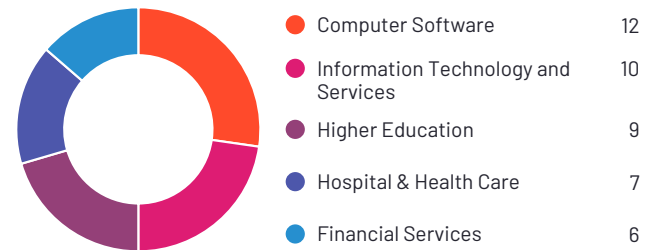
4.0 ★★★★★ (1,317)

Workday HCM has been named a Contender product based on having a relatively low customer Satisfaction score and large Market Presence compared to the rest of the category. While they may have positive reviews, they do not have enough reviews to validate those ratings. 88% of users rated it 4 or 5 stars, 81% of users believe it is headed in the right direction, and users said they would be likely to recommend Workday HCM at a rate of 80%. Workday HCM is also in the Pay Equity, Healthcare HR, Multi-Country Payroll, Career Management, Onboarding, Applicant Tracking Systems (ATS), Benefits Administration, Corporate Learning Management Systems, Time Tracking, Core HR, Performance Management, and Human Resource Management Systems categories.

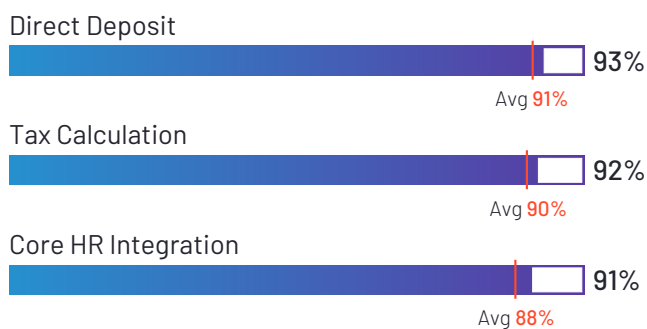
Satisfaction Ratings



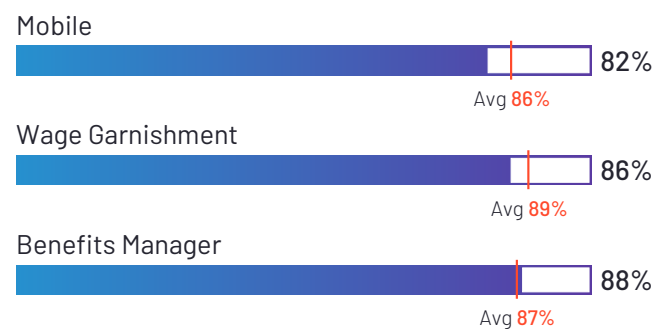
Top Industries Represented



Highest-Rated Features



Lowest-Rated Features



Ownership
Workday



HQ Location
Pleasanton, CA



Year Founded
2005



Employees (Listed On LinkedIn)
21,110



Company Website
[workday.com](https://www.workday.com)

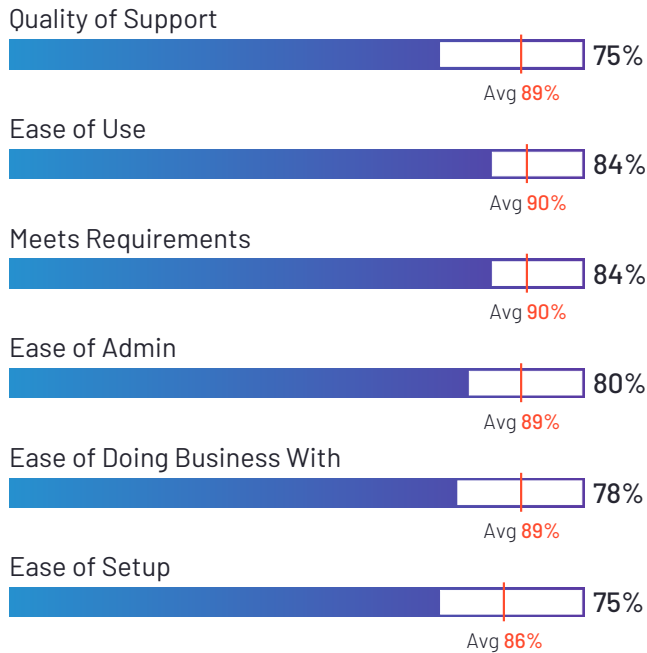


Paycor

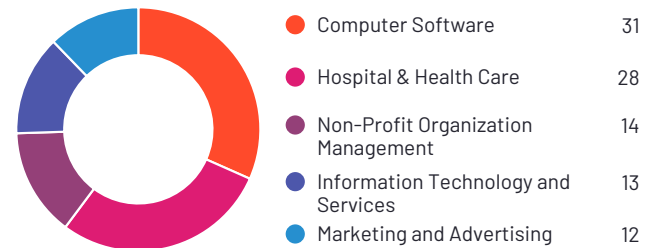
3.9 ★★★★★ (733)

Paycor has been named a Contender product based on having a relatively low customer Satisfaction score and large Market Presence compared to the rest of the category. While they may have positive reviews, they do not have enough reviews to validate those ratings. 80% of users rated it 4 or 5 stars, 80% of users believe it is headed in the right direction, and users said they would be likely to recommend Paycor at a rate of 77%. Paycor is also in the Healthcare HR, Time & Attendance, Onboarding, Recruitment Marketing, Applicant Tracking Systems (ATS), Benefits Administration, Corporate Learning Management Systems, Core HR, Workforce Management, Compensation Management, Performance Management, Employee Engagement, and Recruitment Platforms categories.

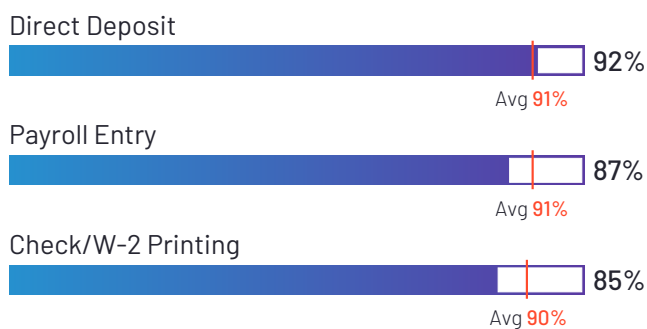
Satisfaction Ratings



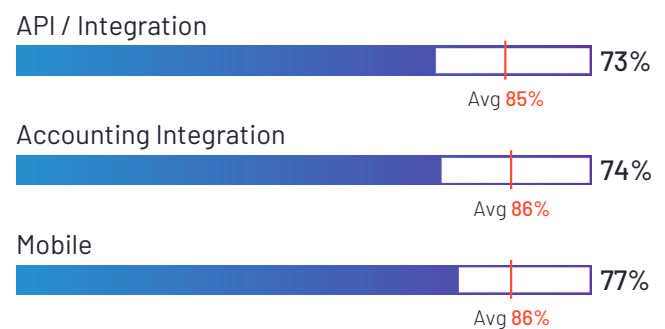
Top Industries Represented



Highest-Rated Features



Lowest-Rated Features



Ownership
Paycor



HQ Location
Cincinnati, OH



Year Founded
1990



Employees (Listed On LinkedIn)
2,931



Company Website
www.paycor.com

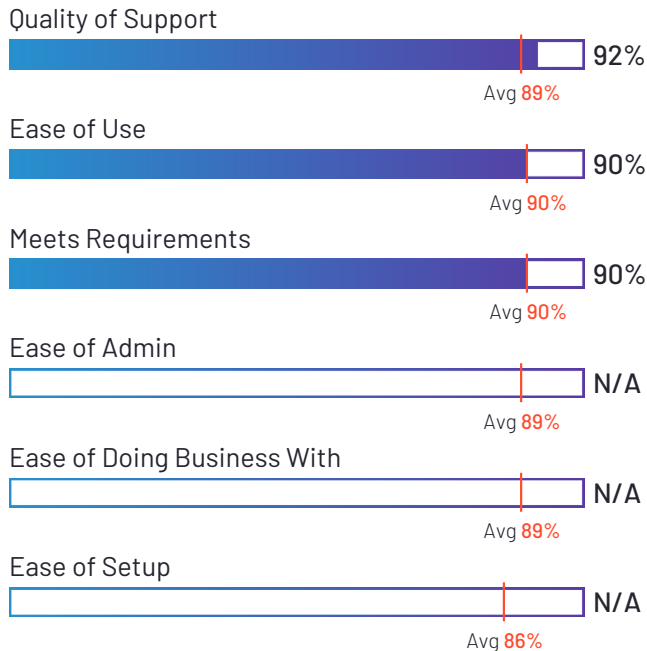
SAP SuccessFactors

SAP SuccessFactors Employee Central Payroll

4.3 ★★★★★ (107)

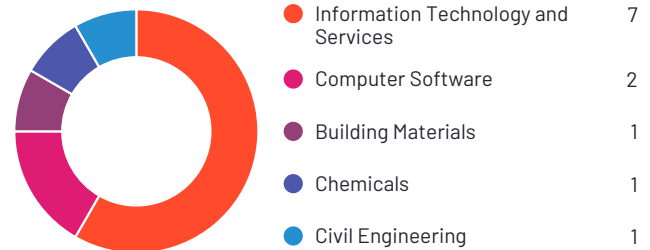
SAP SuccessFactors Employee Central Payroll has been named a Contender product based on having a relatively low customer Satisfaction score and large Market Presence compared to the rest of the category. While they may have positive reviews, they do not have enough reviews to validate those ratings. 95% of users rated it 4 or 5 stars, 94% of users believe it is headed in the right direction, and users said they would be likely to recommend SAP SuccessFactors Employee Central Payroll at a rate of 89%. SAP SuccessFactors Employee Central Payroll is also in the Core HR category.

Satisfaction Ratings

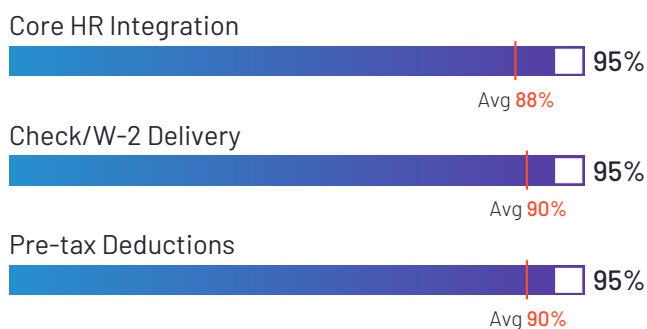


*N/A is displayed when fewer than five responses were received for the question.

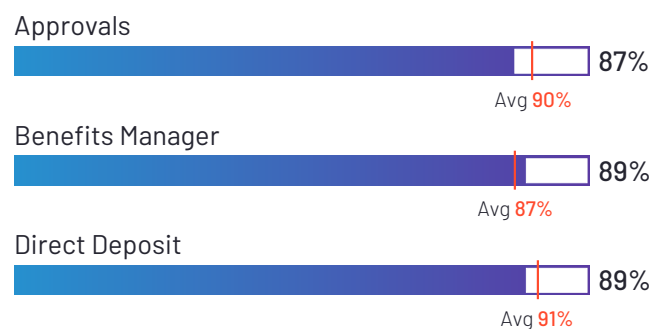
Top Industries Represented



Highest-Rated Features



Lowest-Rated Features



Ownership
SAP



HQ Location
Walldorf



Year Founded
1972



Employees (Listed
On LinkedIn)
609



Company Website
www.sap.com

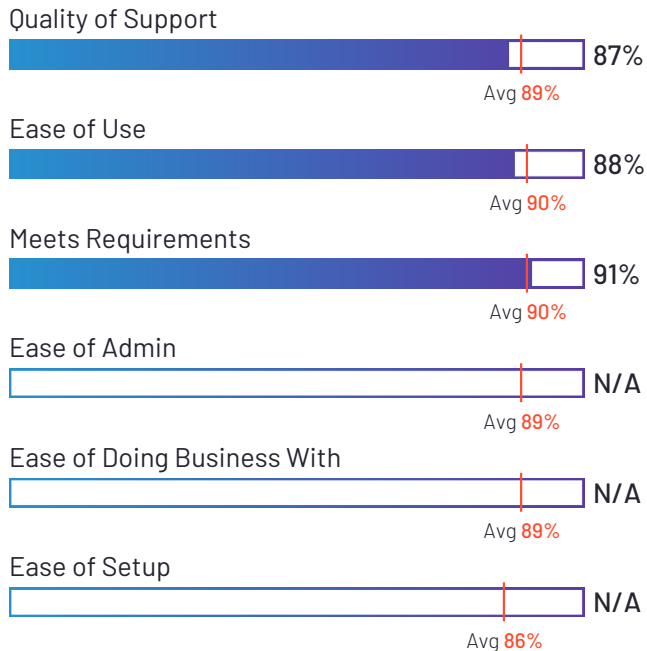


QuickBooks Payroll

3.8 ★★★★★ (64)

QuickBooks Payroll has been named a Contender product based on having a relatively low customer Satisfaction score and large Market Presence compared to the rest of the category. While they may have positive reviews, they do not have enough reviews to validate those ratings. 85% of users rated it 4 or 5 stars, 100% of users believe it is headed in the right direction, and users said they would be likely to recommend QuickBooks Payroll at a rate of 88%.

Satisfaction Ratings

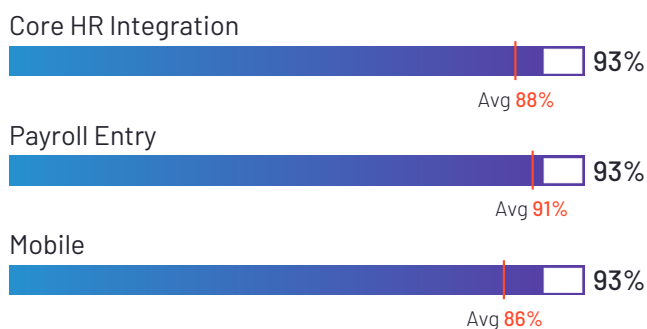


*N/A is displayed when fewer than five responses were received for the question.

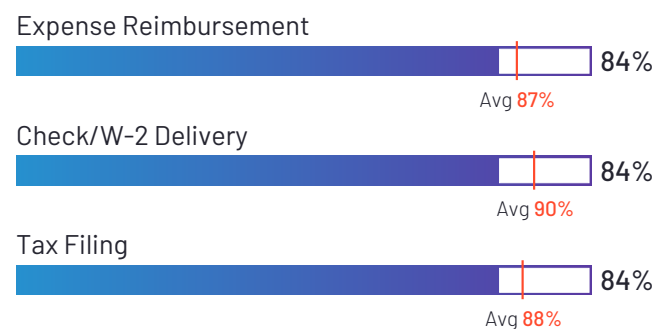
Top Industries Represented



Highest-Rated Features



Lowest-Rated Features



Ownership
Intuit



HQ Location
Mountain View,
California



Year Founded
1983



**Employees (Listed
On LinkedIn)**
16,102



Company Website
www.intuit.com

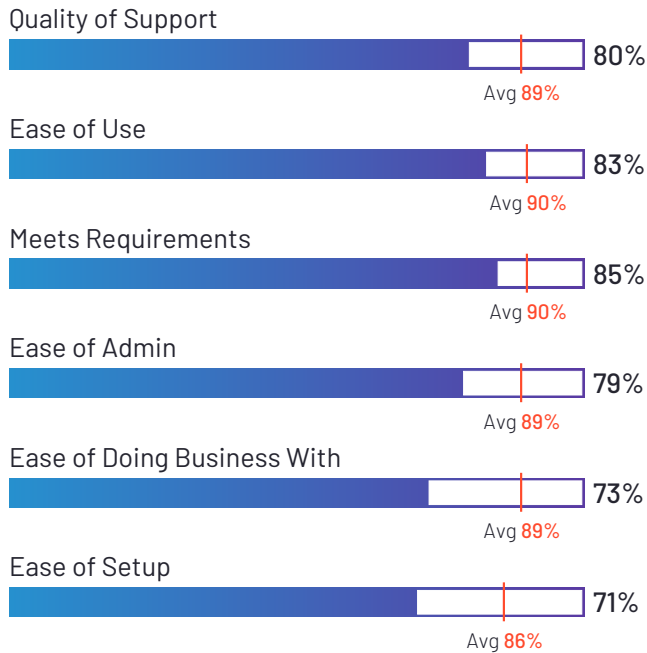
Heartland

Heartland Payroll+

4.2 ★★★★★ (133)

Heartland Payroll+ has been named a Contender product based on having a relatively low customer Satisfaction score and large Market Presence compared to the rest of the category. While they may have positive reviews, they do not have enough reviews to validate those ratings. 71% of users rated it 4 or 5 stars, 62% of users believe it is headed in the right direction, and users said they would be likely to recommend Heartland Payroll+ at a rate of 69%.

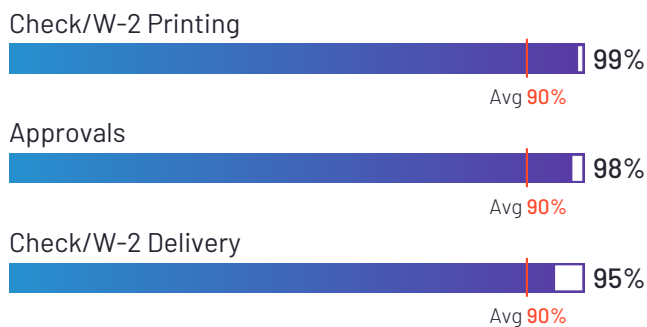
Satisfaction Ratings



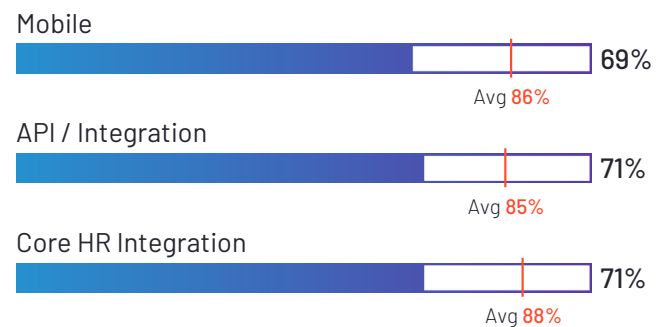
Top Industries Represented



Highest-Rated Features



Lowest-Rated Features



Ownership
Heartland Payment
Systems



HQ Location
Edmond, OK



Year Founded
1997



**Employees (Listed
On LinkedIn)**
4,782



Company Website
heartland.us

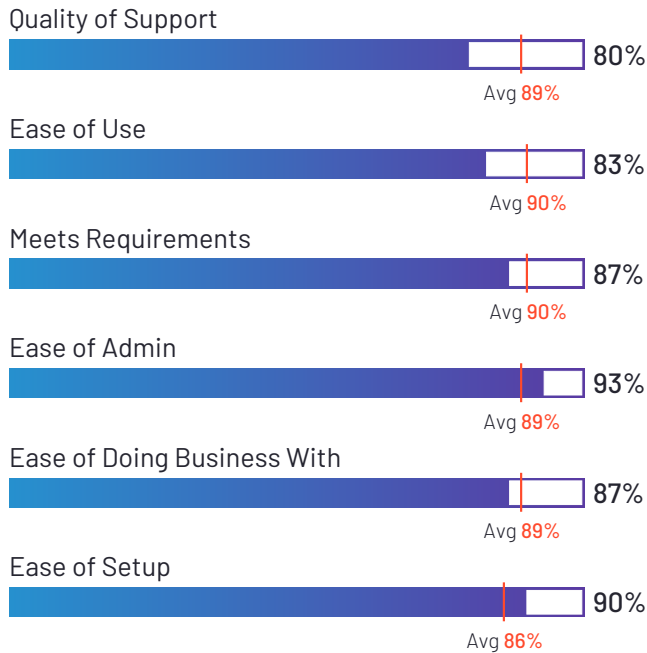


Oracle PeopleSoft

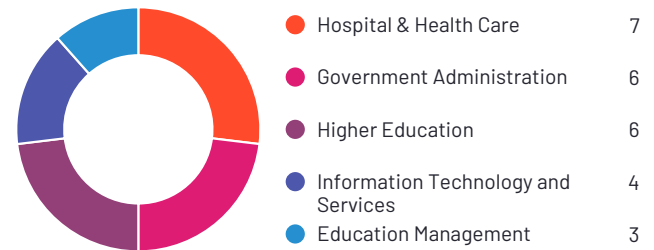
3.7 ★★★★★ (671)

Oracle PeopleSoft has been named a Contender product based on having a relatively low customer Satisfaction score and large Market Presence compared to the rest of the category. While they may have positive reviews, they do not have enough reviews to validate those ratings. 78% of users rated it 4 or 5 stars, 75% of users believe it is headed in the right direction, and users said they would be likely to recommend Oracle PeopleSoft at a rate of 80%. Oracle PeopleSoft is also in the Applicant Tracking Systems (ATS), ERP Systems, Benefits Administration, Corporate Learning Management Systems, Core HR, Workforce Management, Accounting, Performance Management, Human Resource Management Systems, and Multi-Country Payroll categories.

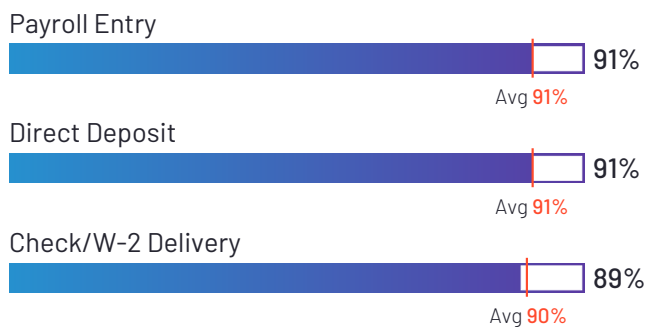
Satisfaction Ratings



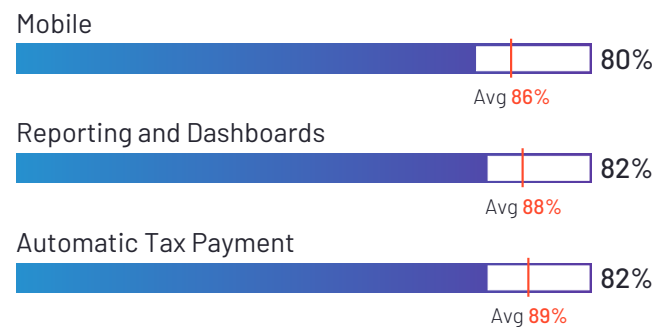
Top Industries Represented



Highest-Rated Features



Lowest-Rated Features



Ownership
Oracle



HQ Location
Austin, TX



Year Founded
1977



Employees (Listed
On LinkedIn)
191,280



Company Website
www.oracle.com

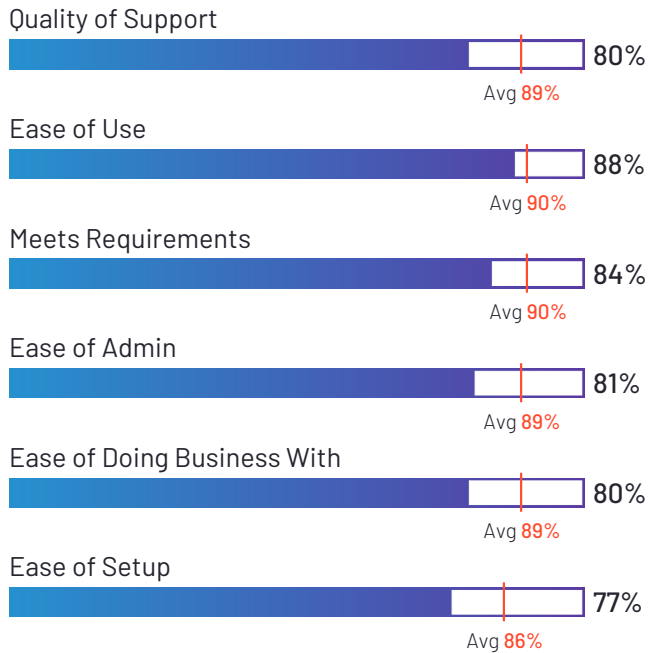


Namely

3.9 ★★★★★ (317)

Namely has been named a Contender product based on having a relatively low customer Satisfaction score and large Market Presence compared to the rest of the category. While they may have positive reviews, they do not have enough reviews to validate those ratings. 84% of users rated it 4 or 5 stars, 77% of users believe it is headed in the right direction, and users said they would be likely to recommend Namely at a rate of 80%. Namely is also in the Onboarding, Benefits Administration, Time Tracking, Core HR, Workforce Management, Performance Management, Human Resource Management Systems, and Time & Attendance categories.

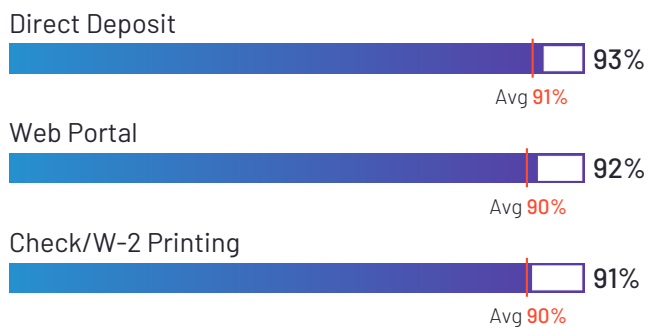
Satisfaction Ratings



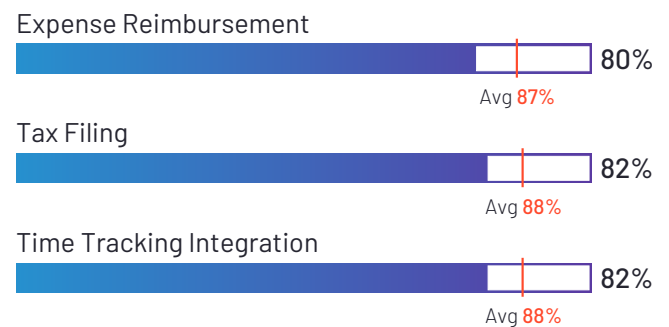
Top Industries Represented



Highest-Rated Features



Lowest-Rated Features



Ownership
Vensure



HQ Location
Chandler, AZ



Year Founded
2004



Employees (Listed On LinkedIn)
1,536



Company Website
vensure.com

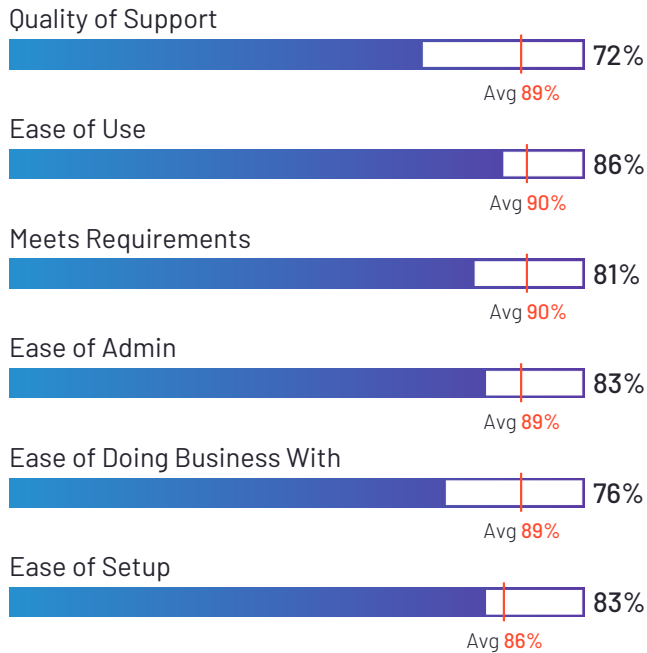


Zenefits


3.9 ★★★★★ (460)

Zenefits has been named a Contender product based on having a relatively low customer Satisfaction score and large Market Presence compared to the rest of the category. While they may have positive reviews, they do not have enough reviews to validate those ratings. 80% of users rated it 4 or 5 stars, 69% of users believe it is headed in the right direction, and users said they would be likely to recommend Zenefits at a rate of 78%. Zenefits is also in the HR Compliance, Benefits Administration, Core HR, Workforce Management, and Performance Management categories.

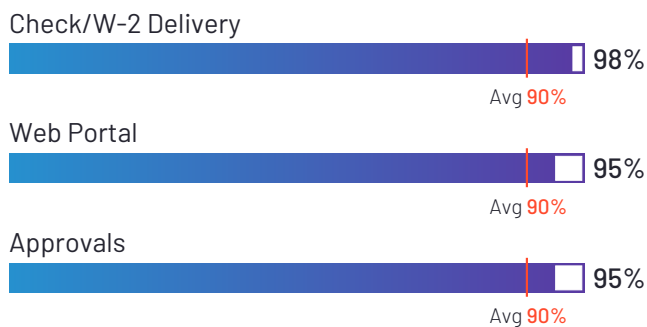
Satisfaction Ratings



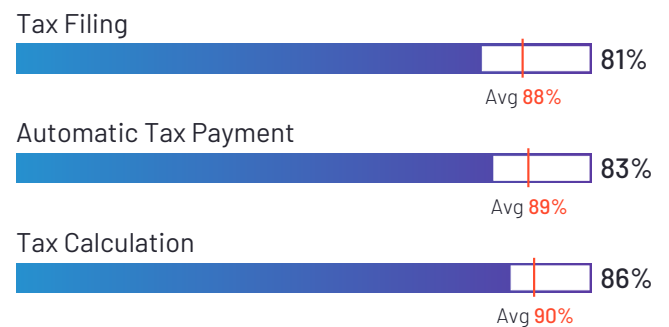
Top Industries Represented



Highest-Rated Features



Lowest-Rated Features



Ownership
TriNet



HQ Location
Dublin , CA



Year Founded
1988



Employees (Listed
On LinkedIn)
4,462



Company Website
www.trinet.com



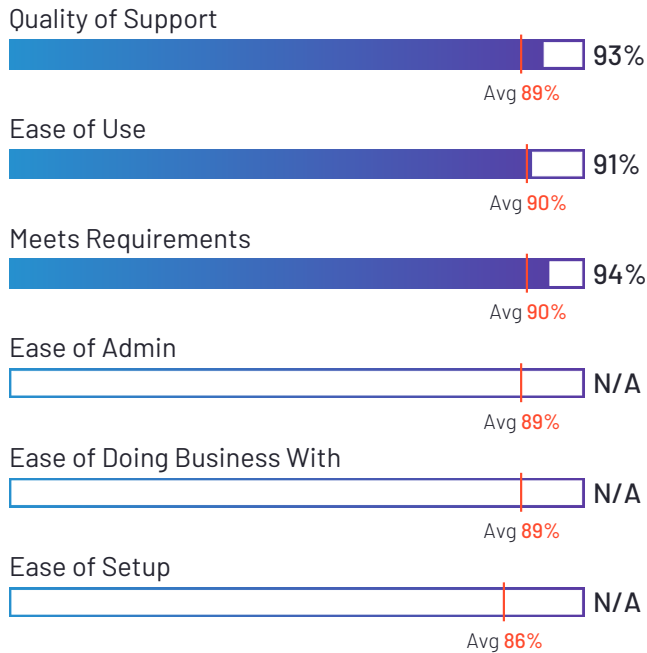
darwinbox

Darwinbox

4.3 ★★★★★ (135)

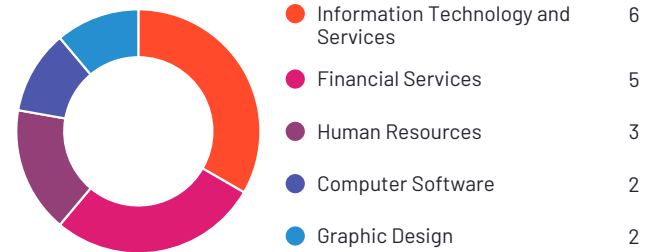
Darwinbox has been named a Niche product based on having a relatively low Satisfaction score and low Market Presence compared to the rest of the category. While they may have positive reviews, they do not have enough reviews to validate those ratings. 96% of users rated it 4 or 5 stars, 91% of users believe it is headed in the right direction, and users said they would be likely to recommend Darwinbox at a rate of 91%. Darwinbox is also in the HR Analytics, Human Resource Management Systems, Performance Management, Core HR, Applicant Tracking Systems (ATS), Onboarding, and Recruiting Automation categories.

Satisfaction Ratings

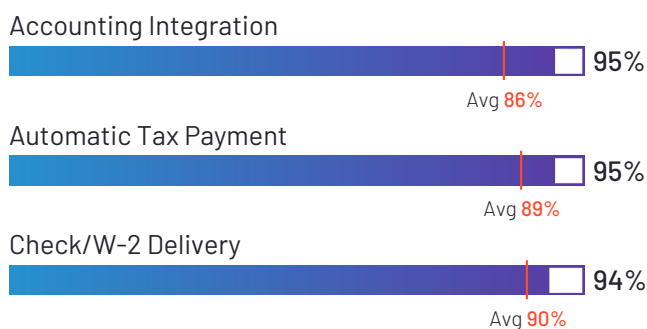


*N/A is displayed when fewer than five responses were received for the question.

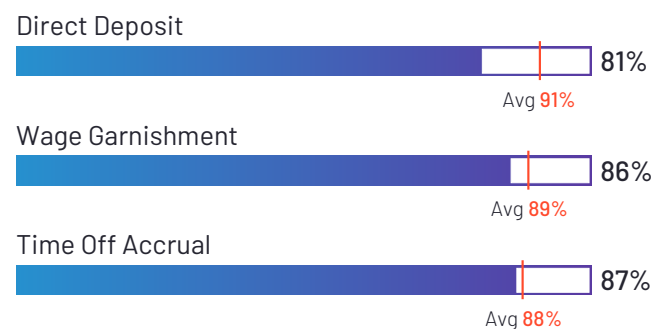
Top Industries Represented



Highest-Rated Features



Lowest-Rated Features



Ownership

Darwinbox Digital Solutions



HQ Location
Singapore, SG



Year Founded
2015



Employees (Listed
On LinkedIn)
1,280



Company Website
darwinbox.com

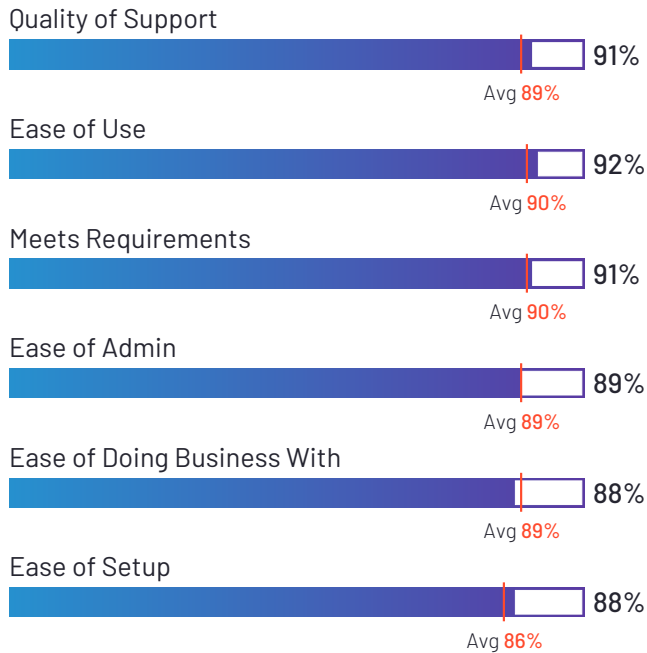


Pocket HRMS

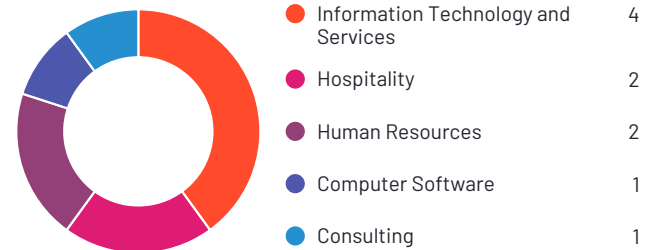
4.6 ★★★★★ (29)

Pocket HRMS has been named a Niche product based on having a relatively low Satisfaction score and low Market Presence compared to the rest of the category. While they may have positive reviews, they do not have enough reviews to validate those ratings. 93% of users rated it 4 or 5 stars, 90% of users believe it is headed in the right direction, and users said they would be likely to recommend Pocket HRMS at a rate of 91%. Pocket HRMS is also in the Time Tracking, Absence Management, Time & Attendance, and Core HR categories.


Satisfaction Ratings



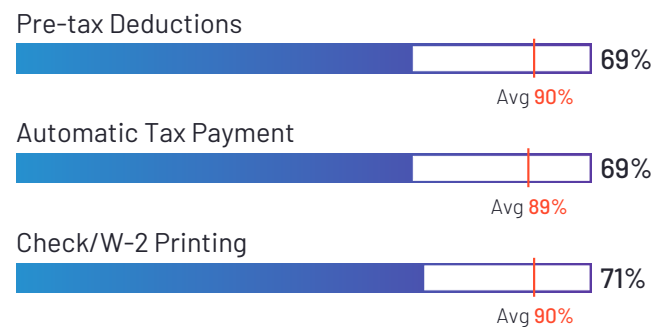
Top Industries Represented



Highest-Rated Features



Lowest-Rated Features



Ownership
Pocket HRMS



HQ Location
Mumbai,
Maharashtra



Year Founded
2013



**Employees (Listed
On LinkedIn)**
175



Company Website
pockethrms.com

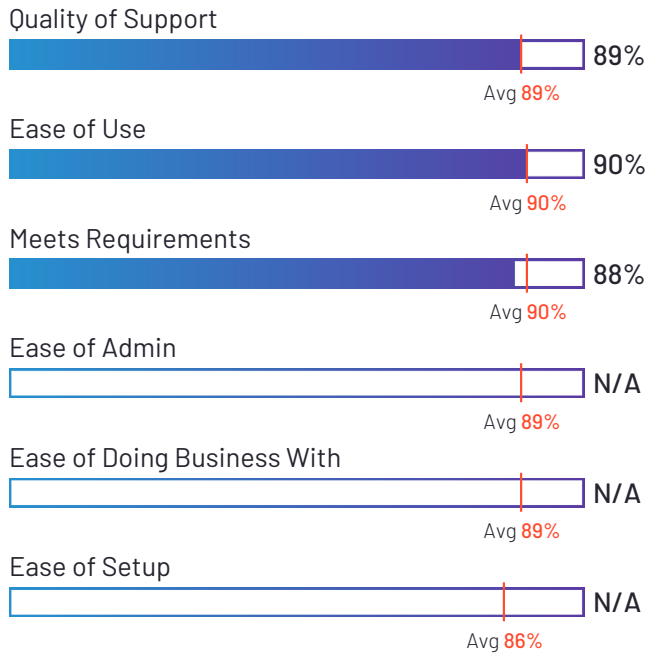


ELMO Software

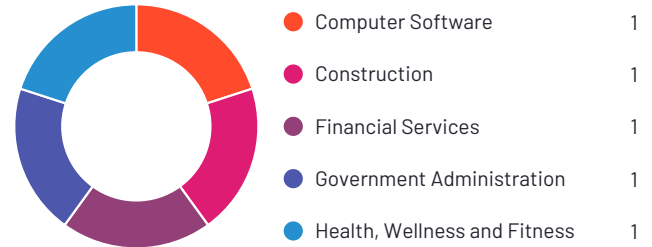
4.5 ★★★★★ (48)

ELMO Software has been named a Niche product based on having a relatively low Satisfaction score and low Market Presence compared to the rest of the category. While they may have positive reviews, they do not have enough reviews to validate those ratings. 90% of users rated it 4 or 5 stars, 100% of users believe it is headed in the right direction, and users said they would be likely to recommend ELMO Software at a rate of 87%. ELMO Software is also in the Time & Attendance, Onboarding, Applicant Tracking Systems (ATS), Employee Engagement, Corporate Learning Management Systems, Core HR, and Performance Management categories.

Satisfaction Ratings



Top Industries Represented



*N/A is displayed when fewer than five responses were received for the question.



Ownership
ELMO Software



HQ Location
Sydney, NSW



Year Founded
2002



**Employees (Listed
On LinkedIn)**
500



Company Website
elmosoftware.com.au

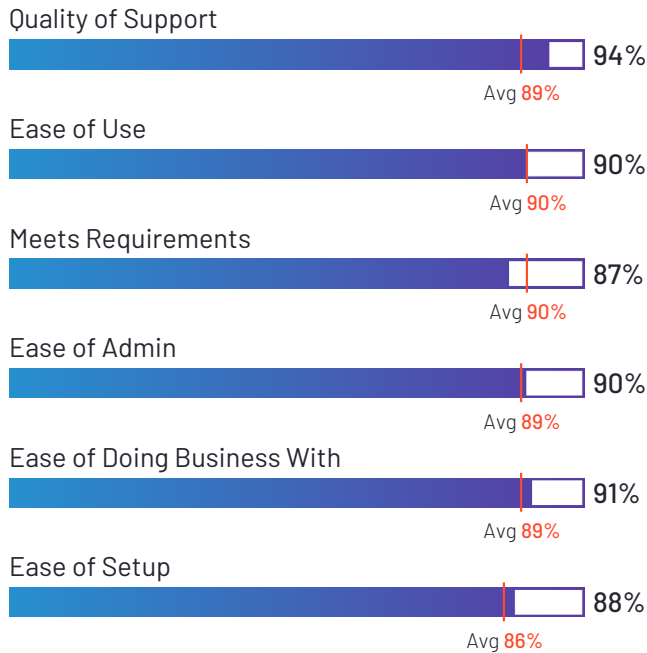


247HRM


4.4 ★★★★★ (184)

247HRM has been named a Niche product based on having a relatively low Satisfaction score and low Market Presence compared to the rest of the category. While they may have positive reviews, they do not have enough reviews to validate those ratings. 97% of users rated it 4 or 5 stars, 91% of users believe it is headed in the right direction, and users said they would be likely to recommend 247HRM at a rate of 88%. 247HRM is also in the Expense Management, Core HR, Performance Management, Absence Management, and Time Tracking categories.

Satisfaction Ratings



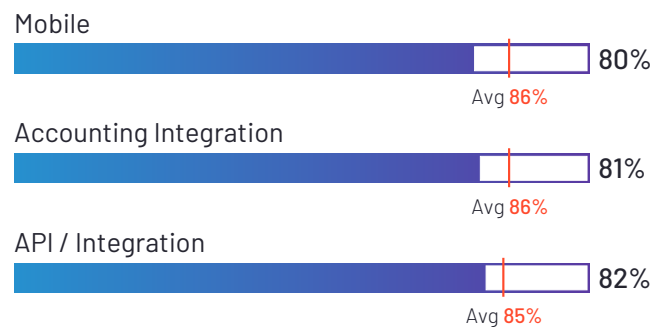
Top Industries Represented



Highest-Rated Features



Lowest-Rated Features



Ownership
247HRM



HQ Location
Hyderabad,
Telangana



Year Founded
2000



Employees (Listed
On LinkedIn)
11



Company Website
www.247hrm.com

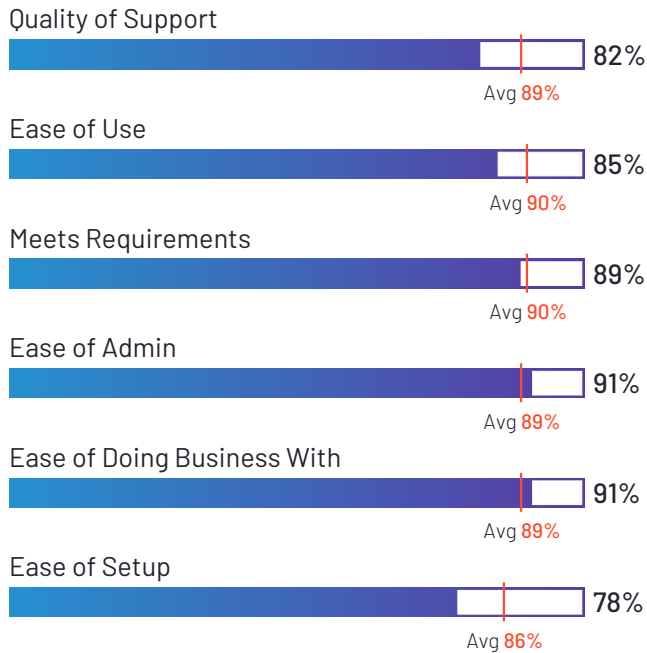


PrimePay

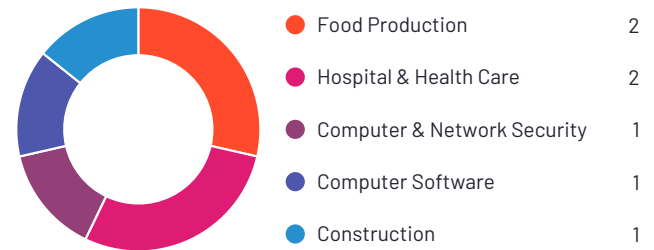
4.2 ★★★★★ (71)

PrimePay has been named a Niche product based on having a relatively low Satisfaction score and low Market Presence compared to the rest of the category. While they may have positive reviews, they do not have enough reviews to validate those ratings. 75% of users rated it 4 or 5 stars, 69% of users believe it is headed in the right direction, and users said they would be likely to recommend PrimePay at a rate of 83%. PrimePay is also in the Time & Attendance, Benefits Administration, Core HR, Performance Management, Corporate Learning Management Systems, and Human Resource Management Systems categories.


Satisfaction Ratings



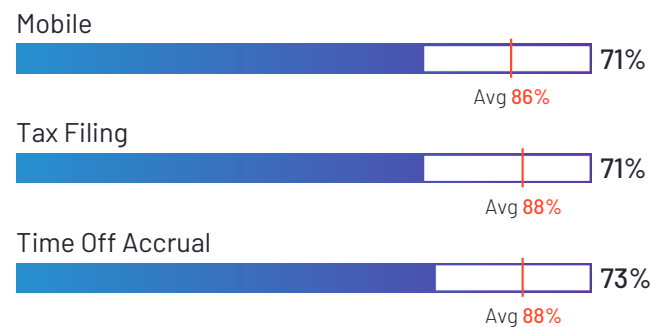
Top Industries Represented



Highest-Rated Features



Lowest-Rated Features



Ownership
PrimePay



HQ Location
West Chester, PA



Year Founded
1986



Employees (Listed On LinkedIn)
536



Company Website
primepay.com

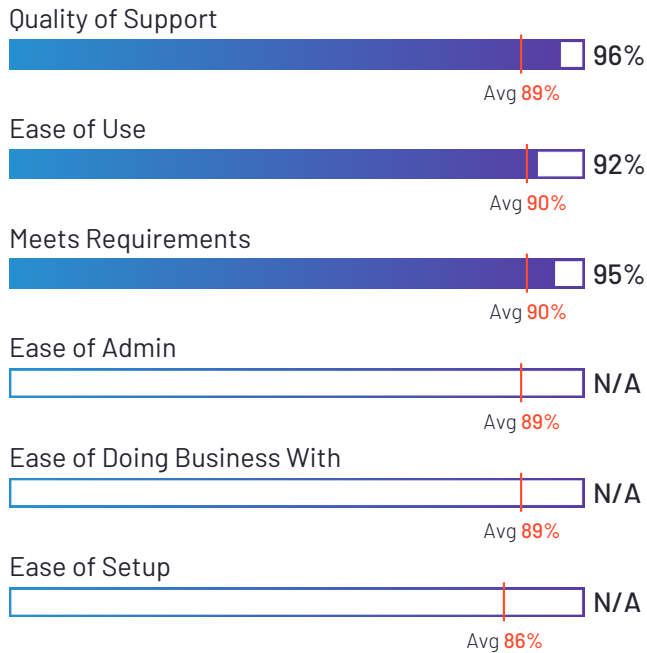


ZenHR

4.6 ★★★★★ (50)

ZenHR has been named a Niche product based on having a relatively low Satisfaction score and low Market Presence compared to the rest of the category. While they may have positive reviews, they do not have enough reviews to validate those ratings. 100% of users rated it 4 or 5 stars, 92% of users believe it is headed in the right direction, and users said they would be likely to recommend ZenHR at a rate of 96%. ZenHR is also in the Core HR, Absence Management, Time Tracking, Time & Attendance, Onboarding, Performance Management, Applicant Tracking Systems (ATS), Video Interviewing, and Interview Scheduling categories.

Satisfaction Ratings



*N/A is displayed when fewer than five responses were received for the question.

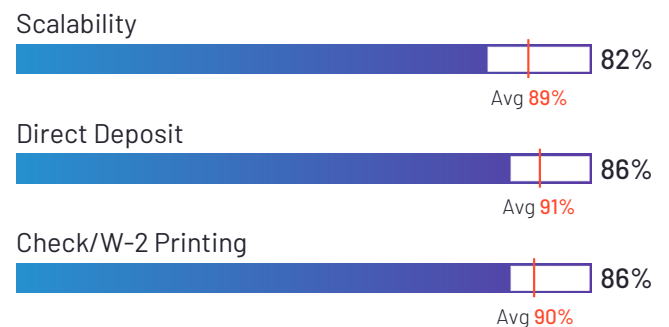
Top Industries Represented



Highest-Rated Features



Lowest-Rated Features



Ownership
ZenHR Solutions



HQ Location
Riyadh, SA



Year Founded
2017



Employees (Listed On LinkedIn)
183



Company Website
www.zenhr.com

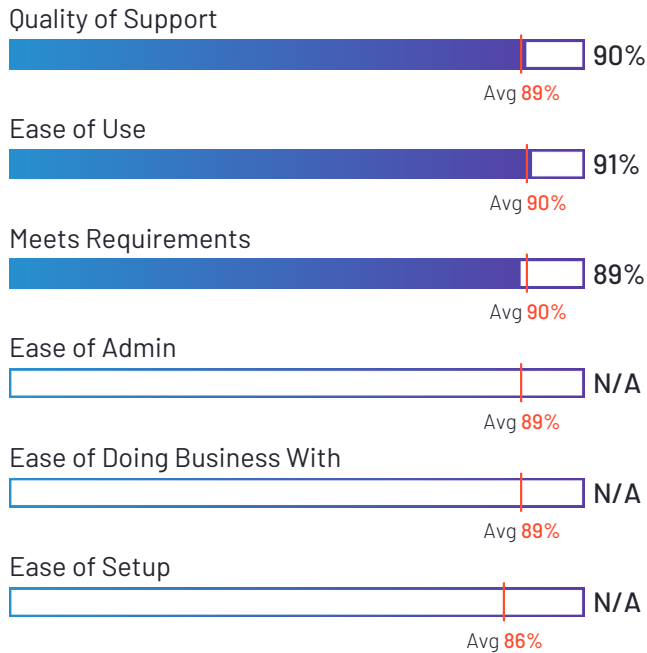


PDS Vista

4.3 ★★★★★ (21)

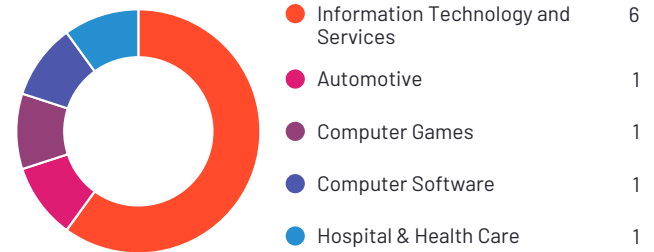
PDS Vista has been named a Niche product based on having a relatively low Satisfaction score and low Market Presence compared to the rest of the category. While they may have positive reviews, they do not have enough reviews to validate those ratings. 92% of users rated it 4 or 5 stars, 100% of users believe it is headed in the right direction, and users said they would be likely to recommend Vista at a rate of 88%. Vista is also in the Human Resource Management Systems, Core HR, Benefits Administration, Workforce Management, and Applicant Tracking Systems (ATS) categories.

Satisfaction Ratings




*N/A is displayed when fewer than five responses were received for the question.

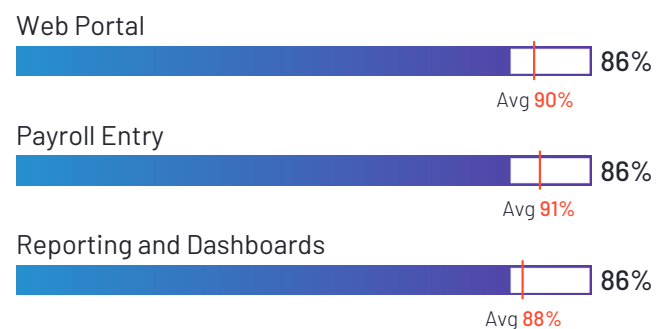
Top Industries Represented



Highest-Rated Features



Lowest-Rated Features



Ownership
Personnel Data
Systems Inc.



HQ Location
Blue Bell, PA



Year Founded
1974



**Employees (Listed
On LinkedIn)**
68



Company Website
pdssoftware.com

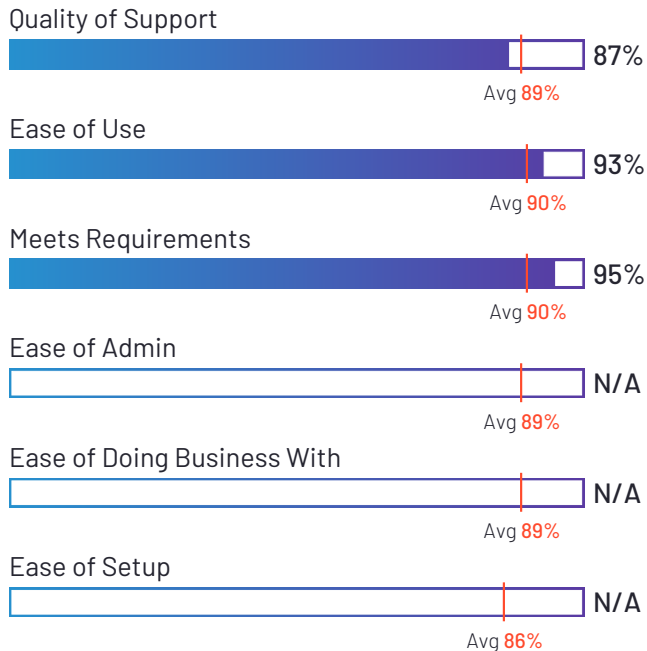


PayrollHero

4.2 ★★★★★ (25)

PayrollHero has been named a Niche product based on having a relatively low Satisfaction score and low Market Presence compared to the rest of the category. While they may have positive reviews, they do not have enough reviews to validate those ratings. 100% of users rated it 4 or 5 stars, 85% of users believe it is headed in the right direction, and users said they would be likely to recommend PayrollHero at a rate of 91%. PayrollHero is also in the Time Tracking and Time & Attendance categories.

Satisfaction Ratings

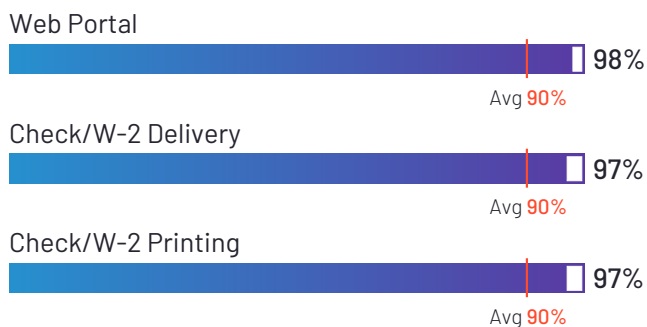


*N/A is displayed when fewer than five responses were received for the question.

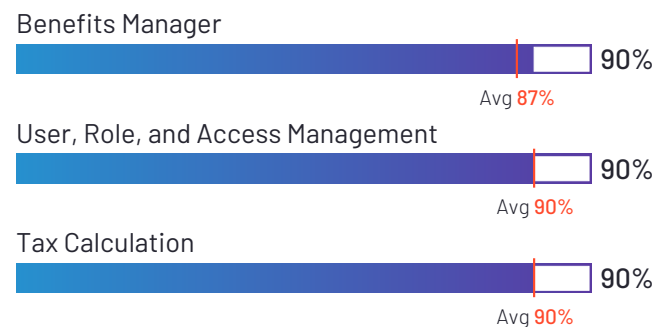
Top Industries Represented



Highest-Rated Features



Lowest-Rated Features



Ownership
PayrollHero.com



HQ Location
Singapore,
Singapore



Year Founded
2011



**Employees (Listed
On LinkedIn)**
9



Company Website
payrollhero.com

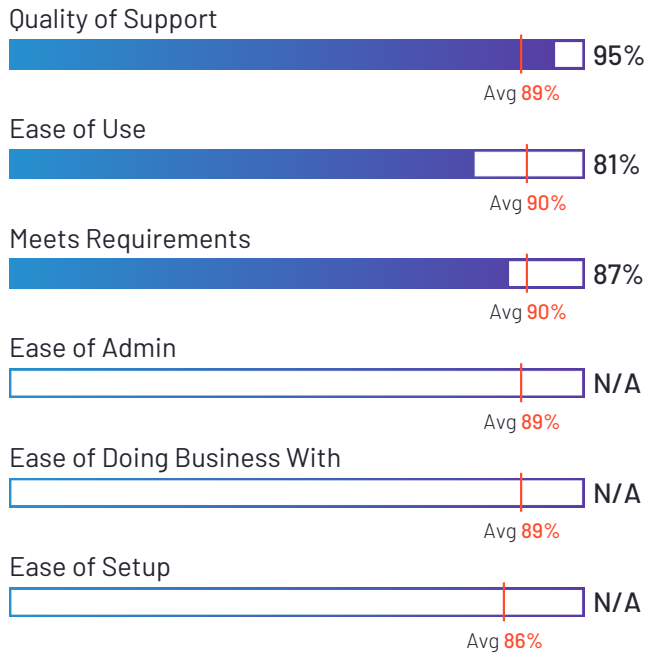


TraxPayroll

4.3 ★★★★★ (16)


TraxPayroll has been named a Niche product based on having a relatively low Satisfaction score and low Market Presence compared to the rest of the category. While they may have positive reviews, they do not have enough reviews to validate those ratings. 80% of users rated it 4 or 5 stars, 67% of users believe it is headed in the right direction, and users said they would be likely to recommend TraxPayroll at a rate of 84%. TraxPayroll is also in the Time Tracking category.

Satisfaction Ratings

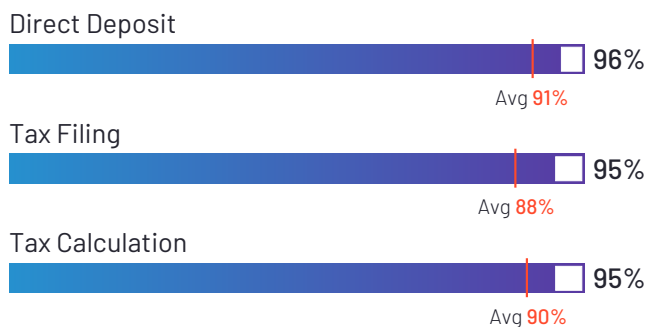


*N/A is displayed when fewer than five responses were received for the question.

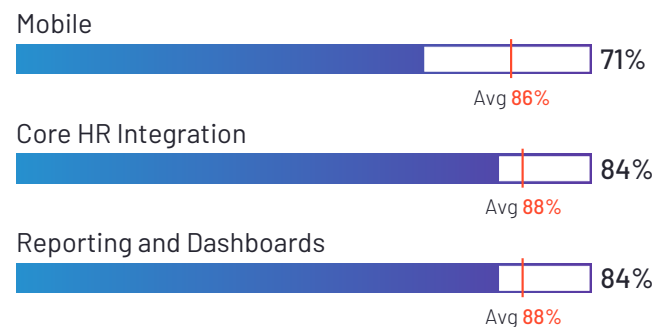
Top Industries Represented



Highest-Rated Features



Lowest-Rated Features



Ownership
BambooHR



HQ Location
London, UT



Year Founded
2008



Employees (Listed On LinkedIn)
1,543



Company Website
bamboohr.com

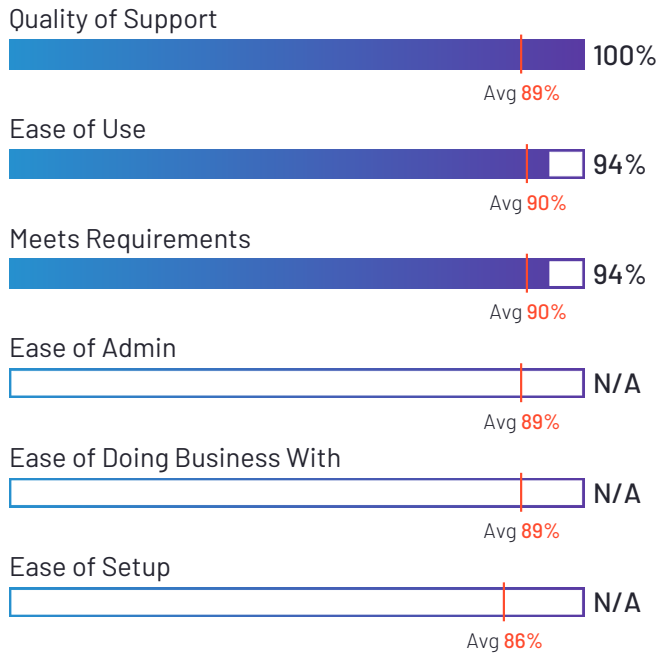


CAVU HCM

4.9 ★★★★★ (116)

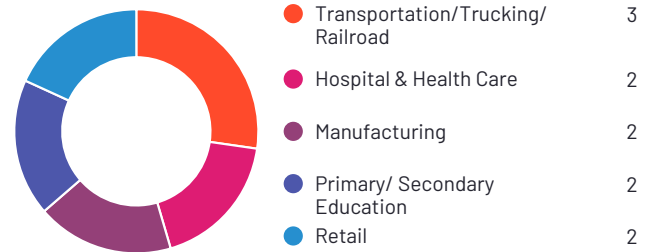
CAVU HCM has been named a Niche product based on having a relatively low Satisfaction score and low Market Presence compared to the rest of the category. While they may have positive reviews, they do not have enough reviews to validate those ratings. 100% of users rated it 4 or 5 stars, 100% of users believe it is headed in the right direction, and users said they would be likely to recommend CAVU HCM at a rate of 98%. CAVU HCM is also in the Human Resource Management Systems, Time Tracking, Workforce Management, Time & Attendance, Employee Scheduling, Training Management Systems, and Onboarding categories.

Satisfaction Ratings




*N/A is displayed when fewer than five responses were received for the question.

Top Industries Represented



Highest-Rated Features



Lowest-Rated Features



Ownership
CAVU HCM



HQ Location
Peoria, US



Year Founded
2019



Employees (Listed
On LinkedIn)
12



Company Website
cavuhcm.com

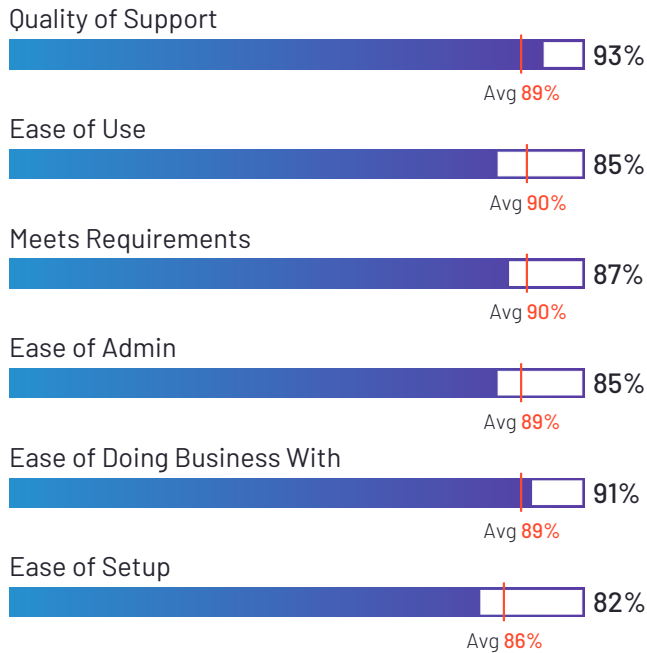


Fuse Workforce Management

4.5 ★★★★★ (56)

Fuse Workforce Management has been named a Niche product based on having a relatively low Satisfaction score and low Market Presence compared to the rest of the category. While they may have positive reviews, they do not have enough reviews to validate those ratings. 93% of users rated it 4 or 5 stars, 88% of users believe it is headed in the right direction, and users said they would be likely to recommend Fuse at a rate of 90%. Fuse is also in the Time Tracking, Core HR, Workforce Management, and Time & Attendance categories.

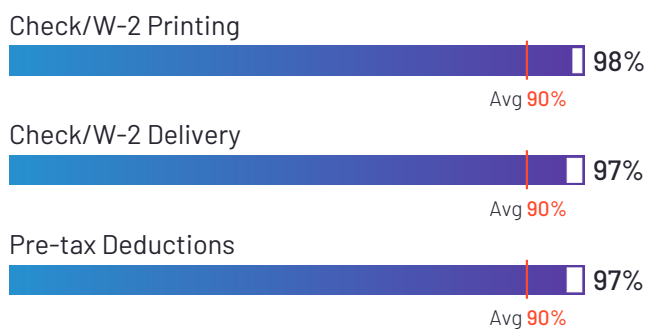
Satisfaction Ratings



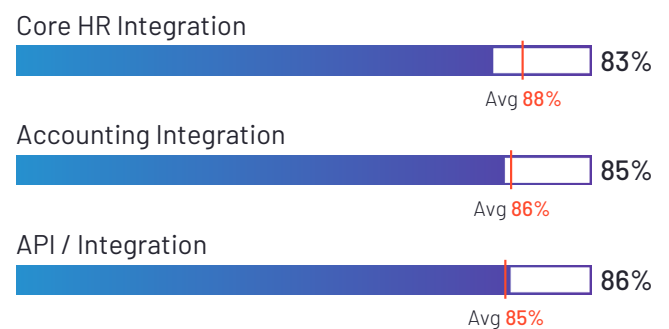
Top Industries Represented



Highest-Rated Features



Lowest-Rated Features



Ownership
Fuse Workforce Management



HQ Location
Delray Beach, FL



Year Founded
2003



Employees (Listed On LinkedIn)
12



Company Website
fuseworkforce.com

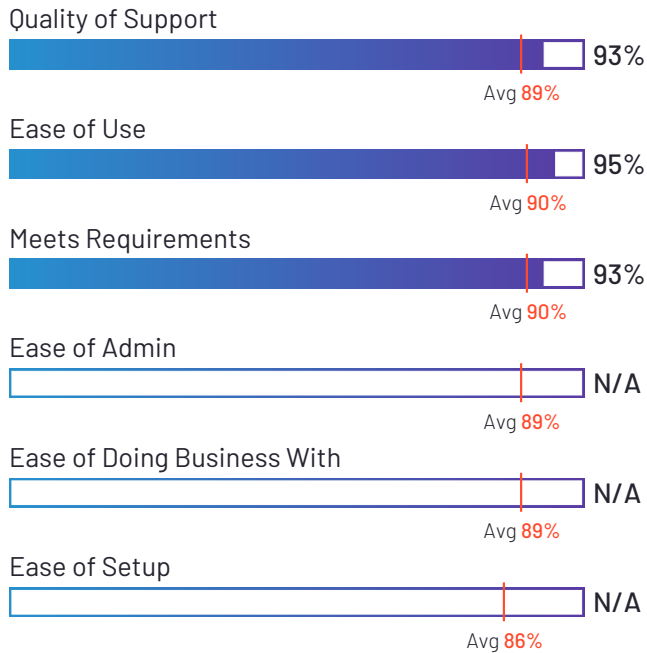


UZIO Payroll & HR

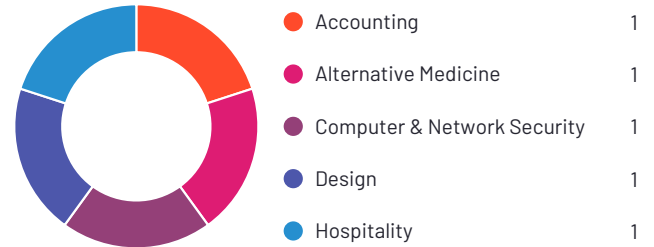
4.4 ★★★★★ (89)

UZIO Payroll & HR has been named a Niche product based on having a relatively low Satisfaction score and low Market Presence compared to the rest of the category. While they may have positive reviews, they do not have enough reviews to validate those ratings. 100% of users rated it 4 or 5 stars, 50% of users believe it is headed in the right direction, and users said they would be likely to recommend UZIO Payroll & HR at a rate of 88%. UZIO Payroll & HR is also in the Benefits Administration, Core HR, and Time & Attendance categories.

Satisfaction Ratings



Top Industries Represented



*N/A is displayed when fewer than five responses were received for the question.



Ownership
Uzio



HQ Location
Great Falls, Virginia



Year Founded
2018



Employees (Listed On LinkedIn)
92



Company Website
www.uzio.com

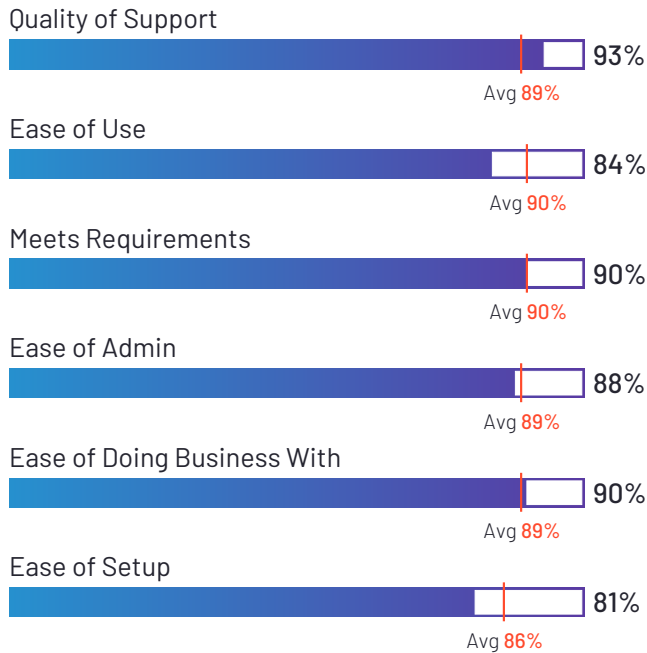


OnePoint HCM

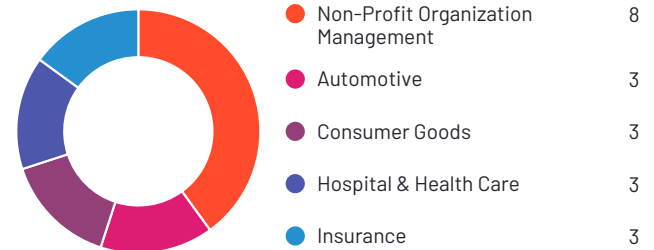
4.3 ★★★★★ (64)

OnePoint HCM has been named a Niche product based on having a relatively low Satisfaction score and low Market Presence compared to the rest of the category. While they may have positive reviews, they do not have enough reviews to validate those ratings. 88% of users rated it 4 or 5 stars, 87% of users believe it is headed in the right direction, and users said they would be likely to recommend OnePoint HCM at a rate of 85%. OnePoint HCM is also in the Applicant Tracking Systems(ATS), Workforce Management, and Core HR categories.

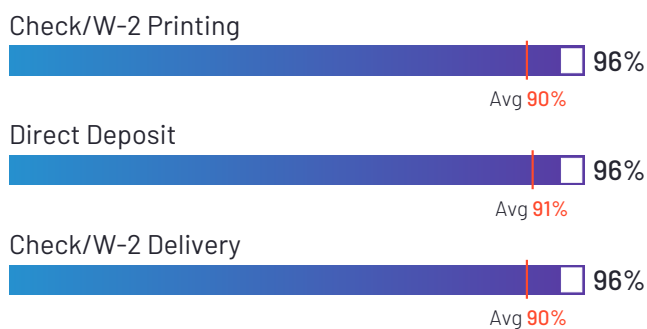
Satisfaction Ratings



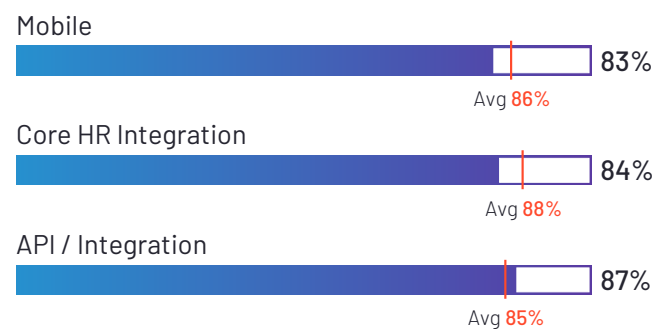
Top Industries Represented



Highest-Rated Features



Lowest-Rated Features



Ownership
Onepoint Human
Capital Management



HQ Location
Selma, CA



Year Founded
2008



**Employees (Listed
On LinkedIn)**
34



Company Website
onepointhcm.com

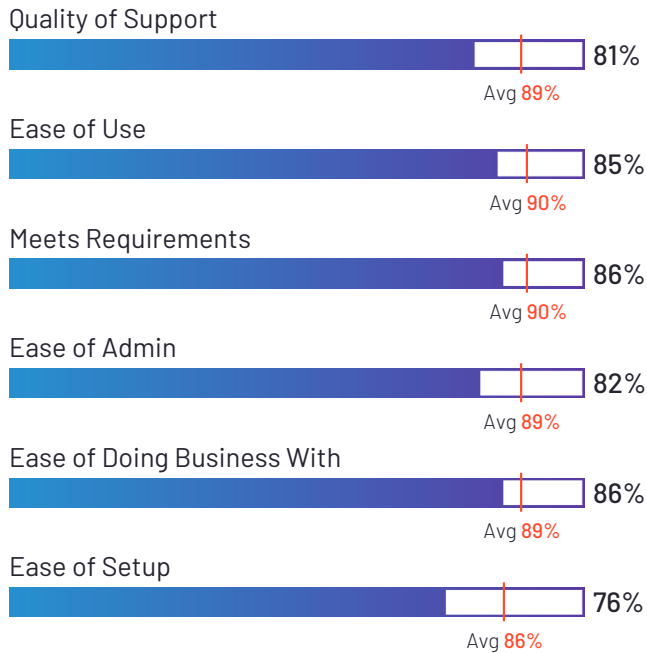


DATIS, Part of ContinuumCloud

4.0 ★★★★★ (61)

DATIS, Part of ContinuumCloud has been named a Niche product based on having a relatively low Satisfaction score and low Market Presence compared to the rest of the category. While they may have positive reviews, they do not have enough reviews to validate those ratings. 80% of users rated it 4 or 5 stars, 73% of users believe it is headed in the right direction, and users said they would be likely to recommend DATIS, Part of ContinuumCloud at a rate of 82%. DATIS, Part of ContinuumCloud is also in the Applicant Tracking Systems (ATS), Training Management Systems, Benefits Administration, Time Tracking, Core HR, Workforce Management, Performance Management, Human Resource Management Systems, and Healthcare HR categories.

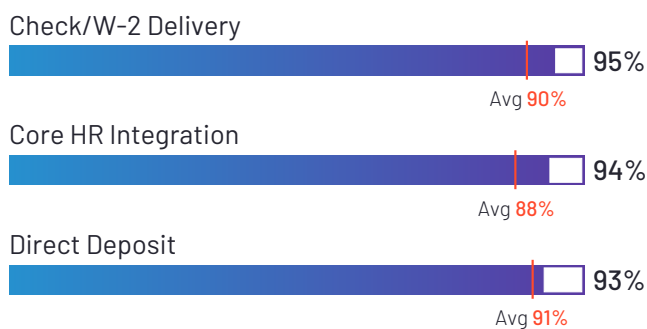
Satisfaction Ratings



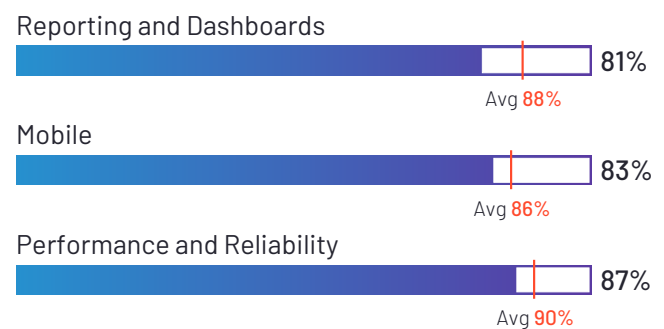
Top Industries Represented



Highest-Rated Features



Lowest-Rated Features



Ownership
DATIS, Part of the
ContinuumCloud



HQ Location
Tampa, FL



Year Founded
1996



**Employees (Listed
On LinkedIn)**
26



Company Website
www.datis.com

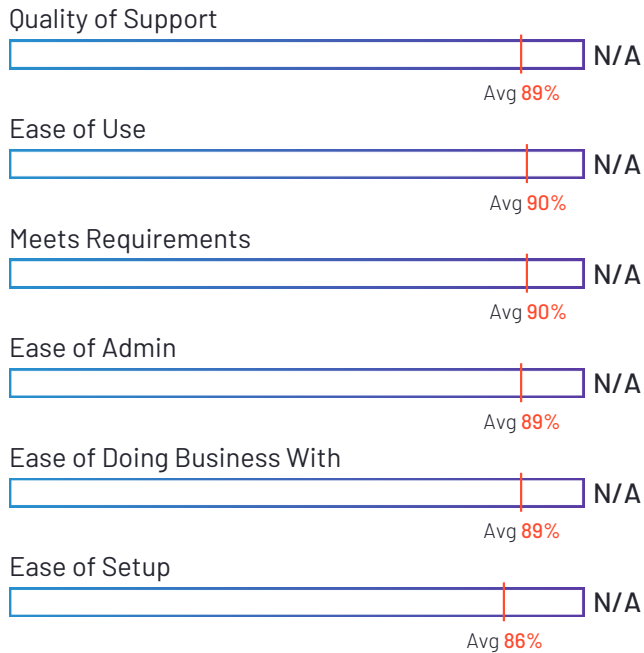


Akrivia HCM

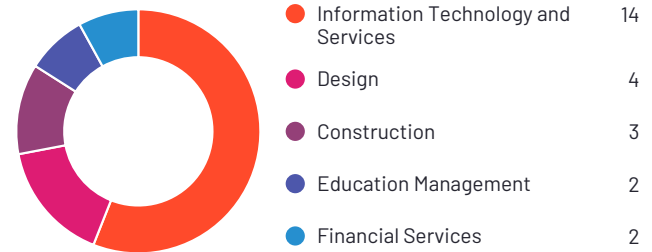
5.0 ★★★★★ (51)

Akrivia HCM has been named a Niche product based on having a relatively low Satisfaction score and low Market Presence compared to the rest of the category. While they may have positive reviews, they do not have enough reviews to validate those ratings. 100% of users rated it 4 or 5 stars, 100% of users believe it is headed in the right direction, and users said they would be likely to recommend Akrivia HCM at a rate of 100%. Akrivia HCM is also in the Core HR, Onboarding, Time & Attendance, Employee Engagement, and Performance Management categories.

Satisfaction Ratings



Top Industries Represented



*N/A is displayed when fewer than five responses were received for the question.



Ownership

Akrivia Automation
Pvt Ltd



HQ Location

Visakhapatnam, AP



Year Founded

2018



Employees (Listed On LinkedIn)

184



Company Website

akriviahcm.com



factoHR

4.7 ★★★★★ (33)

factoHR has been named a Niche product based on having a relatively low Satisfaction score and low Market Presence compared to the rest of the category. While they may have positive reviews, they do not have enough reviews to validate those ratings. 90% of users rated it 4 or 5 stars, 50% of users believe it is headed in the right direction, and users said they would be likely to recommend factoHR at a rate of 93%. factoHR is also in the SAP Store, Core HR, Performance Management, Applicant Tracking Systems (ATS), Employee Engagement, and Onboarding categories.

Satisfaction Ratings

Quality of Support



Ease of Use



Meets Requirements



Ease of Admin




Ease of Doing Business With



Ease of Setup



Top Industries Represented



*N/A is displayed when fewer than five responses were received for the question.



Ownership

Version Systems Pvt.
Ltd.



HQ Location

Navi Mumbai,
Maharashtra



Year Founded

2016



Employees (Listed On LinkedIn)

41



Company Website

versionsystems.com



Satisfaction Ratings for Payroll

G2 reviewers rated software sellers ability to satisfy their needs as shown in the table below.

	Satisfaction		Satisfaction by Category						Net Promoter Score (NPS)
	Likelihood to Recommend	Product Going in Right Direction?	Meets Requirements	Ease of Admin	Ease of Doing Business With	Quality of Support	Ease of Setup	Ease of Use	
Deel	96%	97%	95%	93%	92%	94%	92%	96%	86
Rippling	97%	93%	97%	91%	91%	96%	88%	98%	93
Paylocity	87%	90%	90%	88%	90%	87%	82%	89%	60
HROne	95%	98%	94%	96%	96%	97%	96%	96%	88
Workforce Now	82%	81%	88%	83%	82%	81%	78%	85%	40
Remote	92%	91%	93%	95%	96%	93%	94%	95%	74
Keka	89%	95%	90%	91%	89%	89%	89%	93%	65
greytHR	88%	93%	89%	90%	89%	89%	89%	91%	61
Paycom	84%	82%	88%	84%	83%	85%	79%	87%	52
UKG Ready	84%	86%	88%	82%	85%	84%	73%	84%	44
BambooHR	90%	91%	87%	91%	92%	91%	89%	94%	66
Gusto	88%	86%	90%	88%	83%	86%	91%	94%	65
Sage HRMS	76%	62%	91%	94%	76%	75%	88%	91%	7
isolved	83%	78%	85%	83%	85%	83%	80%	83%	41
Justworks	90%	90%	92%	89%	89%	92%	92%	94%	71
G-P	94%	100%	96%	91%	95%	95%	90%	94%	80
Hubstaff	92%	100%	95%	93%	96%	92%	95%	96%	70
APS	91%	94%	91%	92%	95%	95%	88%	92%	69
Desktop Pro	91%	87%	94%	91%	87%	87%	89%	93%	70

(Satisfaction Ratings for Payroll continues on next page)

*N/A is displayed when fewer than five responses were received for the question.

**Net Promoter Score ranges from -100 to +100



Satisfaction Ratings for Payroll (continued)

G2 reviewers rated software sellers ability to satisfy their needs as shown in the table below.

	Satisfaction		Satisfaction by Category						Net Promoter Score (NPS)
	Likelihood to Recommend	Product Going in Right Direction?	Meets Requirements	Ease of Admin	Ease of Doing Business With	Quality of Support	Ease of Setup	Ease of Use	
Inova Payroll	85%	83%	89%	85%	91%	90%	83%	85%	47
Proliant	86%	82%	88%	87%	88%	88%	85%	87%	54
Multiplier	96%	93%	94%	96%	97%	98%	94%	95%	84
Viventium Software	91%	90%	89%	98%	97%	94%	92%	90%	80
Pento	95%	100%	93%	95%	98%	98%	85%	97%	88
Netchex	96%	88%	93%	90%	98%	94%	80%	93%	86
WebHR	90%	93%	94%	95%	94%	90%	93%	94%	74
Fingercheck	95%	96%	95%	95%	94%	94%	92%	93%	81
Borderless AI	98%	100%	97%	98%	100%	98%	98%	99%	92
EBS PaySuite	98%	100%	97%	98%	100%	96%	98%	100%	90
Superworks	97%	100%	98%	95%	98%	97%	94%	96%	92
Employment Hero	91%	100%	88%	91%	88%	82%	84%	93%	75
Plane	91%	87%	92%	93%	98%	94%	96%	94%	75
EPAY HCM	94%	95%	91%	95%	95%	93%	94%	91%	86
Checkwriters	94%	92%	93%	94%	97%	94%	94%	93%	81
FreshBooks	94%	100%	94%	N/A	N/A	95%	N/A	96%	90
SunFish Workplaze	86%	100%	91%	91%	92%	93%	87%	92%	48
Asure	79%	64%	85%	88%	86%	85%	82%	83%	37
SentricHR	75%	80%	83%	84%	86%	83%	82%	85%	3

(Satisfaction Ratings for Payroll continues on next page)

*N/A is displayed when fewer than five responses were received for the question.

**Net Promoter Score ranges from -100 to +100



Satisfaction Ratings for Payroll (continued)

G2 reviewers rated software sellers ability to satisfy their needs as shown in the table below.

	Satisfaction		Satisfaction by Category						Net Promoter Score (NPS)
	Likelihood to Recommend	Product Going in Right Direction?	Meets Requirements	Ease of Admin	Ease of Doing Business With	Quality of Support	Ease of Setup	Ease of Use	
Patriot Payroll	99%	100%	98%	N/A	N/A	98%	N/A	100%	100
isolved by PNI•HCM	94%	100%	96%	88%	95%	96%	86%	96%	75
Asanify	99%	100%	99%	100%	89%	100%	98%	99%	100
Paypro Workforce Management	91%	75%	90%	93%	93%	95%	85%	88%	72
SurePayroll	73%	67%	81%	88%	76%	72%	88%	84%	26
Rise	85%	86%	84%	87%	88%	92%	80%	88%	54
Eddy	92%	100%	90%	97%	95%	95%	91%	97%	69
Greenshades	88%	90%	93%	89%	95%	92%	87%	92%	52
Zimyo	87%	100%	82%	91%	94%	88%	90%	87%	50
Paybooks	91%	92%	93%	N/A	N/A	95%	N/A	98%	73
Workzoom	97%	100%	100%	92%	98%	100%	84%	88%	90
QB Enterprise	87%	82%	88%	84%	86%	86%	81%	90%	56
Dayforce	84%	87%	88%	83%	85%	82%	73%	86%	48
TriNet	76%	76%	85%	82%	83%	80%	80%	84%	28
UKG Pro	84%	85%	85%	81%	84%	80%	73%	85%	44
toasttab.com	87%	87%	83%	87%	84%	76%	84%	92%	64
Vantage HCM	78%	76%	88%	84%	81%	77%	87%	85%	23
Paychex Flex	76%	71%	83%	81%	81%	80%	78%	82%	29
RUN Powered by ADP	80%	77%	81%	81%	81%	82%	76%	86%	34

(Satisfaction Ratings for Payroll continues on next page)

*N/A is displayed when fewer than five responses were received for the question.

**Net Promoter Score ranges from -100 to +100

Satisfaction Ratings for Payroll (continued)

G2 reviewers rated software sellers ability to satisfy their needs as shown in the table below.

	Satisfaction		Satisfaction by Category						Net Promoter Score (NPS)
	Likelihood to Recommend	Product Going in Right Direction?	Meets Requirements	Ease of Admin	Ease of Doing Business With	Quality of Support	Ease of Setup	Ease of Use	
Workday HCM	80%	81%	87%	68%	82%	85%	63%	83%	34
Paycor	77%	80%	84%	80%	78%	75%	75%	84%	27
SAP SuccessFactors Employee Central Payroll	89%	94%	90%	N/A	N/A	92%	N/A	90%	57
QuickBooks Payroll	88%	100%	91%	N/A	N/A	87%	N/A	88%	46
Heartland Payroll+	69%	62%	85%	79%	73%	80%	71%	83%	11
Oracle PeopleSoft	80%	75%	87%	93%	87%	80%	90%	83%	21
Namely	80%	77%	84%	81%	80%	80%	77%	88%	41
Zenefits	78%	69%	81%	83%	76%	72%	83%	86%	38
Darwinbox	91%	91%	94%	N/A	N/A	93%	N/A	91%	67
Pocket HRMS	91%	90%	91%	89%	88%	91%	88%	92%	66
ELMO Software	87%	100%	88%	N/A	N/A	89%	N/A	90%	50
247HRM	88%	91%	87%	90%	91%	94%	88%	90%	58
PrimePay	83%	69%	89%	91%	91%	82%	78%	85%	43
ZenHR	96%	92%	95%	N/A	N/A	96%	N/A	92%	85
Vista	88%	100%	89%	N/A	N/A	90%	N/A	91%	58
PayrollHero	91%	85%	95%	N/A	N/A	87%	N/A	93%	61
TraxPayroll	84%	67%	87%	N/A	N/A	95%	N/A	81%	40
CAVU HCM	98%	N/A	94%	N/A	N/A	100%	N/A	94%	100
Fuse	90%	88%	87%	85%	91%	93%	82%	85%	73

(Satisfaction Ratings for Payroll continues on next page)

*N/A is displayed when fewer than five responses were received for the question.

**Net Promoter Score ranges from -100 to +100



Satisfaction Ratings for Payroll (continued)

G2 reviewers rated software sellers ability to satisfy their needs as shown in the table below.

	Satisfaction		Satisfaction by Category						Net Promoter Score (NPS)
	Likelihood to Recommend	Product Going in Right Direction?	Meets Requirements	Ease of Admin	Ease of Doing Business With	Quality of Support	Ease of Setup	Ease of Use	
UZIO Payroll & HR	88%	N/A	93%	N/A	N/A	93%	N/A	95%	60
OnePoint HCM	85%	87%	90%	88%	90%	93%	81%	84%	58
DATIS, Part of ContinuumCloud	82%	73%	86%	82%	86%	81%	76%	85%	32
Akrivia HCM	100%	N/A	N/A	N/A	N/A	N/A	N/A	N/A	100
factoHR	93%	N/A	N/A	N/A	N/A	N/A	N/A	N/A	70
Average	88%	88%	90%	89%	89%	89%	86%	90%	61

*N/A is displayed when fewer than five responses were received for the question.

**Net Promoter Score ranges from -100 to +100



Feature Comparison for Payroll

G2 users have evaluated the following products by feature. Feature ratings are representative of reviewers overall satisfaction with each feature and do not necessarily take into account the breadth of individual product features. The results are shown below.

Employee Self Service

	Web Portal	Benefits Manager	Mobile
Deel	96%	90%	87%
Rippling	98%	98%	94%
Paylocity	91%	85%	87%
HROne	95%	95%	94%
Workforce Now	88%	86%	83%
Remote	94%	86%	84%
Keka	91%	88%	85%
greytHR	90%	89%	86%
Paycom	92%	89%	91%
UKG Ready	89%	84%	86%
BambooHR	88%	82%	84%
Gusto	95%	89%	88%
Sage HRMS	94%	84%	80%
isolved	84%	82%	77%
Justworks	93%	93%	87%
G-P	95%	90%	
Hubstaff	91%	90%	83%
APS	93%	89%	86%
Desktop Pro	92%	91%	92%

(Feature Comparison for Payroll continues on next page)

*N/A is displayed when fewer than five responses were received for the question.
**A blank box indicates that a seller has selected that they do not offer that feature.



Feature Comparison for Payroll (continued)

G2 users have evaluated the following products by feature. Feature ratings are representative of reviewers overall satisfaction with each feature and do not necessarily take into account the breadth of individual product features. The results are shown below.

Employee Self Service

	Web Portal	Benefits Manager	Mobile
Inova Payroll	88%	84%	83%
Proliant	87%	79%	79%
Multiplier	95%	91%	89%
Viventium Software	90%	85%	85%
Pento	95%	80%	76%
Netchex	96%	86%	91%
WebHR	93%	92%	91%
Fingercheck	93%	91%	91%
Borderless AI	98%	96%	98%
EBS PaySuite	100%	N/A	N/A
Superworks	97%	94%	93%
Employment Hero	88%	85%	88%
Plane	89%	85%	82%
EPAY HCM	92%	88%	80%
Checkwriters	89%	81%	90%
FreshBooks			
SunFish Workplaze	88%	87%	87%
Asure	82%	71%	81%
SentricHR	87%	80%	70%

(Feature Comparison for Payroll continues on next page)

*N/A is displayed when fewer than five responses were received for the question.

**A blank box indicates that a seller has selected that they do not offer that feature.

Feature Comparison for Payroll (continued)

G2 users have evaluated the following products by feature. Feature ratings are representative of reviewers overall satisfaction with each feature and do not necessarily take into account the breadth of individual product features. The results are shown below.

Employee Self Service

	Web Portal	Benefits Manager	Mobile
Patriot Payroll	98%	N/A	89%
isolved by PNI•HCM	96%	91%	80%
Asanify	N/A	N/A	100%
Paypro Workforce Management	92%	88%	88%
SurePayroll	81%	64%	68%
Rise	81%	76%	77%
Eddy	89%	91%	84%
Greenshades	90%	91%	94%
Zimyo	97%	90%	95%
Paybooks	95%	95%	94%
Workzoom	N/A	N/A	N/A
QB Enterprise	86%	88%	83%
Dayforce	90%	88%	88%
TriNet	86%	83%	83%
UKG Pro	89%	85%	83%
toasttab.com	87%	75%	86%
Vantage HCM	85%	88%	89%
Paychex Flex	84%	82%	86%
RUN Powered by ADP	84%	74%	77%

(Feature Comparison for Payroll continues on next page)

*N/A is displayed when fewer than five responses were received for the question.

**A blank box indicates that a seller has selected that they do not offer that feature.



Feature Comparison for Payroll (continued)

G2 users have evaluated the following products by feature. Feature ratings are representative of reviewers overall satisfaction with each feature and do not necessarily take into account the breadth of individual product features. The results are shown below.

Employee Self Service

	Web Portal	Benefits Manager	Mobile
Workday HCM	90%	88%	82%
Paycor	84%	79%	77%
SAP SuccessFactors Employee Central Payroll	95%	89%	92%
QuickBooks Payroll	90%	90%	93%
Heartland Payroll+	79%	86%	69%
Oracle PeopleSoft	86%	88%	80%
Namely	92%	89%	84%
Zenefits	95%	94%	92%
Darwinbox	91%	94%	93%
Pocket HRMS	84%	88%	90%
ELMO Software	97%		
247HRM	89%	87%	80%
PrimePay	81%	82%	71%
ZenHR	94%	92%	93%
Vista	86%	92%	92%
PayrollHero	98%	90%	92%
TraxPayroll	86%	88%	71%
CAVU HCM	N/A	N/A	N/A
Fuse	92%	92%	95%

(Feature Comparison for Payroll continues on next page)

*N/A is displayed when fewer than five responses were received for the question.

**A blank box indicates that a seller has selected that they do not offer that feature.



Feature Comparison for Payroll (continued)

G2 users have evaluated the following products by feature. Feature ratings are representative of reviewers overall satisfaction with each feature and do not necessarily take into account the breadth of individual product features. The results are shown below.

Employee Self Service

	Web Portal	Benefits Manager	Mobile
UZIO Payroll & HR	N/A	N/A	
OnePoint HCM	87%	87%	83%
DATIS, Part of ContinuumCloud	91%	89%	83%
Akrivia HCM	N/A	N/A	N/A
factoHR	N/A	N/A	N/A
Average	90%	87%	86%

(Feature Comparison for Payroll continues on next page)

*N/A is displayed when fewer than five responses were received for the question.
**A blank box indicates that a seller has selected that they do not offer that feature.



Feature Comparison for Payroll (continued)

G2 users have evaluated the following products by feature. Feature ratings are representative of reviewers overall satisfaction with each feature and do not necessarily take into account the breadth of individual product features. The results are shown below.

Administration

	Payroll Entry	Time Off Accrual	Direct Deposit	Expense Reimbursement	Pre-tax Deductions	Wage Garnishment	Approvals	Check/W-2 Printing	Check/W-2 Delivery
Deel	95%	91%	94%	90%	86%	88%	93%	88%	
Rippling	97%	97%	99%	96%	97%	96%	97%	98%	98%
Paylocity	92%	85%	95%	85%	92%	90%	91%	93%	93%
HROne	95%	95%	92%	94%	94%	93%	96%	94%	94%
Workforce Now	90%	86%	93%	87%	89%	89%	88%	92%	92%
Remote	94%	91%	94%	90%	90%	89%	93%	89%	
Keka	90%	89%	86%	89%	89%	86%	92%	84%	83%
greytHR	91%	88%	86%	87%	89%	85%			
Paycom	92%	90%	94%	90%	92%	91%	92%	94%	93%
UKG Ready	89%	85%	91%	84%	88%	87%	88%	90%	91%
BambooHR	85%	88%	88%	74%	83%	81%	88%		
Gusto	92%	87%	96%	89%	89%	87%	88%	90%	92%
Sage HRMS	93%	78%	96%	94%	88%	93%	86%	93%	92%
isolved	89%	83%	93%	82%	89%	89%	86%	90%	89%
Justworks	91%	89%	96%	89%	93%	91%	89%	93%	93%
G-P	98%	89%	94%	90%	93%	94%	97%	86%	86%
Hubstaff	91%	89%	86%	85%	84%	84%	91%	84%	83%
APS	93%	88%	97%	90%	94%	93%	92%	94%	93%
Desktop Pro	95%	92%	95%	92%	91%	92%	92%	94%	94%

(Feature Comparison for Payroll continues on next page)

*N/A is displayed when fewer than five responses were received for the question.
**A blank box indicates that a seller has selected that they do not offer that feature.



Feature Comparison for Payroll (continued)

G2 users have evaluated the following products by feature. Feature ratings are representative of reviewers overall satisfaction with each feature and do not necessarily take into account the breadth of individual product features. The results are shown below.

Administration

	Payroll Entry	Time Off Accrual	Direct Deposit	Expense Reimbursement	Pre-tax Deductions	Wage Garnishment	Approvals	Check/W-2 Printing	Check/W-2 Delivery
Inova Payroll	90%	84%	93%	86%	90%	90%	88%	92%	92%
Proliant	89%	76%	93%	76%	89%	86%		91%	91%
Multiplier	93%	91%	91%	89%	92%	91%	92%	89%	89%
Viventium Software	92%	86%	93%	87%	90%	88%	90%	93%	91%
Pento	97%	85%	92%	79%	94%	87%	88%	79%	80%
Netchex	98%	88%	98%	88%	97%	95%	94%	98%	99%
WebHR	79%	89%	41%	71%	57%	68%	93%	45%	39%
Fingercheck	92%	93%	96%	95%	96%	96%	96%	97%	94%
Borderless AI	99%	97%	98%	96%	96%	96%	97%		
EBS PaySuite	100%	97%	100%	100%	100%	100%	100%	100%	100%
Superworks	95%	96%	95%	97%	96%	96%	96%	92%	95%
Employment Hero	86%	86%	85%	79%	87%	85%	87%	82%	80%
Plane	92%	87%	92%	85%	86%	88%	88%	88%	88%
EPAY HCM	89%	86%	93%	90%	87%	87%	90%	94%	89%
Checkwriters	94%	91%	96%	70%	96%	92%	89%	96%	96%
FreshBooks	N/A		N/A	N/A		N/A			
SunFish Workplaze	92%	90%	86%	87%	89%	86%	88%	84%	84%
Asure	85%	81%	86%	79%	86%	87%	79%	85%	83%
SentricHR	88%	81%	94%	N/A	95%	94%	88%	96%	98%

(Feature Comparison for Payroll continues on next page)

*N/A is displayed when fewer than five responses were received for the question.
**A blank box indicates that a seller has selected that they do not offer that feature.



Feature Comparison for Payroll (continued)

G2 users have evaluated the following products by feature. Feature ratings are representative of reviewers overall satisfaction with each feature and do not necessarily take into account the breadth of individual product features. The results are shown below.

Administration

	Payroll Entry	Time Off Accrual	Direct Deposit	Expense Reimbursement	Pre-tax Deductions	Wage Garnishment	Approvals	Check/W-2 Printing	Check/W-2 Delivery
Patriot Payroll	98%	100%	83%	N/A	100%	97%	90%	100%	
isolved by PNI•HCM	97%	89%	97%	88%	94%	95%	92%	96%	96%
Asanify	100%	N/A	N/A	100%	N/A	N/A	N/A	N/A	N/A
Paypro Workforce Management	95%	87%	93%	91%	94%	93%	90%	95%	92%
SurePayroll	82%	71%	87%	66%	85%	77%	79%	81%	82%
Rise	85%	86%	92%	88%	88%	84%	88%	N/A	83%
Eddy	94%	97%	95%	84%	90%	89%	97%	89%	89%
Greenshades	90%	92%	98%	97%	95%	89%	79%	93%	94%
Zimyo	94%	94%	91%	83%	89%	86%	90%	88%	88%
Paybooks	93%	94%	91%	93%	90%	92%	94%	87%	89%
Workzoom	N/A	N/A	N/A	N/A	N/A	N/A	N/A	N/A	N/A
QB Enterprise	89%	87%	90%	89%	89%	89%	92%	91%	92%
Dayforce	91%	87%	94%	84%	91%	89%	90%	91%	91%
TriNet	88%	82%	93%	82%	88%	83%	86%	89%	90%
UKG Pro	88%	82%	93%	85%	90%	89%	88%	91%	91%
toasttab.com	87%	86%	90%	86%	86%	84%	82%	89%	89%
Vantage HCM	87%	82%	92%	91%	90%	86%	92%	94%	95%
Paychex Flex	86%	80%	94%	91%	90%	89%	88%	92%	92%
RUN Powered by ADP	87%	79%	94%	81%	85%	87%	83%	87%	88%

(Feature Comparison for Payroll continues on next page)

*N/A is displayed when fewer than five responses were received for the question.
**A blank box indicates that a seller has selected that they do not offer that feature.



Feature Comparison for Payroll (continued)

G2 users have evaluated the following products by feature. Feature ratings are representative of reviewers overall satisfaction with each feature and do not necessarily take into account the breadth of individual product features. The results are shown below.

Administration

	Payroll Entry	Time Off Accrual	Direct Deposit	Expense Reimbursement	Pre-tax Deductions	Wage Garnishment	Approvals	Check/W-2 Printing	Check/W-2 Delivery
Workday HCM	90%	91%	93%	89%	90%	86%	90%	91%	90%
Paycor	87%	79%	92%	81%	84%	85%	83%	85%	82%
SAP SuccessFactors Employee Central Payroll	93%	90%	89%	95%	95%	92%	87%	93%	95%
QuickBooks Payroll	93%	90%	88%	84%	89%	84%	86%	89%	84%
Heartland Payroll+	87%	77%	90%	N/A	84%	81%	98%	99%	95%
Oracle PeopleSoft	91%	89%	91%	88%	86%	85%	88%	87%	89%
Namely	86%	88%	93%	80%	90%	89%	88%	91%	90%
Zenefits	92%	93%	94%	90%	94%	94%	95%	95%	98%
Darwinbox	90%	87%	81%	91%	91%	86%	93%	94%	94%
Pocket HRMS	88%	78%	78%	76%	69%	74%	79%	71%	71%
ELMO Software	N/A	N/A	N/A	N/A	N/A	N/A			
247HRM	91%	86%	82%	87%	86%	86%	89%	88%	87%
PrimePay	82%	73%	87%		74%	74%	81%	84%	84%
ZenHR	93%	92%	86%	90%	89%	N/A	95%	86%	N/A
Vista	86%	88%	91%	88%	93%	88%	90%	88%	90%
PayrollHero	94%	94%	96%	93%	94%	93%	94%	97%	97%
TraxPayroll	91%	86%	96%	86%	93%	92%	90%	94%	95%
CAVU HCM	94%	N/A	97%	N/A	97%	N/A	N/A	97%	100%
Fuse	92%	91%	94%	89%	97%	96%	96%	98%	97%

(Feature Comparison for Payroll continues on next page)

*N/A is displayed when fewer than five responses were received for the question.

**A blank box indicates that a seller has selected that they do not offer that feature.



Feature Comparison for Payroll (continued)

G2 users have evaluated the following products by feature. Feature ratings are representative of reviewers overall satisfaction with each feature and do not necessarily take into account the breadth of individual product features. The results are shown below.

Administration

	Payroll Entry	Time Off Accrual	Direct Deposit	Expense Reimbursement	Pre-tax Deductions	Wage Garnishment	Approvals	Check/W-2 Printing	Check/W-2 Delivery
UZIO Payroll & HR	N/A	N/A	N/A	N/A	N/A	N/A	N/A	N/A	N/A
OnePoint HCM	95%	94%	96%	94%	91%	93%	92%	96%	96%
DATIS, Part of ContinuumCloud	90%	88%	93%	89%	89%	90%	90%	92%	95%
Akrivia HCM	N/A	N/A		N/A	N/A	N/A	N/A	N/A	
factoHR	N/A	N/A	N/A	N/A	N/A	N/A	N/A	N/A	N/A
Average	91%	88%	91%	87%	90%	89%	90%	90%	90%

(Feature Comparison for Payroll continues on next page)

*N/A is displayed when fewer than five responses were received for the question.
**A blank box indicates that a seller has selected that they do not offer that feature.

Feature Comparison for Payroll (continued)

G2 users have evaluated the following products by feature. Feature ratings are representative of reviewers overall satisfaction with each feature and do not necessarily take into account the breadth of individual product features. The results are shown below.

Taxes

	Tax Calculation	Tax Filing	Automatic Tax Payment
Deel	88%	86%	86%
Rippling	96%	96%	96%
Paylocity	92%	91%	92%
HROne	95%	93%	93%
Workforce Now	91%	89%	
Remote	87%	88%	90%
Keka	90%	87%	86%
greytHR	90%		
Paycom	91%	90%	
UKG Ready	87%	85%	85%
BambooHR	81%	79%	81%
Gusto	90%	90%	
Sage HRMS	90%	82%	81%
isolved	88%	87%	87%
Justworks	90%	90%	93%
G-P	94%	87%	87%
Hubstaff	83%	82%	82%
APS	94%	92%	93%
Desktop Pro	93%	97%	94%

(Feature Comparison for Payroll continues on next page)

*N/A is displayed when fewer than five responses were received for the question.

**A blank box indicates that a seller has selected that they do not offer that feature.



Feature Comparison for Payroll (continued)

G2 users have evaluated the following products by feature. Feature ratings are representative of reviewers overall satisfaction with each feature and do not necessarily take into account the breadth of individual product features. The results are shown below.

Taxes

	Tax Calculation	Tax Filing	Automatic Tax Payment
Inova Payroll	89%	88%	89%
Proliant	89%	86%	87%
Multiplier	92%	91%	92%
Viventium Software	91%	92%	98%
Pento	94%	93%	91%
Netchex	90%	96%	95%
WebHR	85%	38%	45%
Fingercheck	97%	96%	96%
Borderless AI	96%	95%	95%
EBS PaySuite	100%	100%	100%
Superworks	96%	94%	96%
Employment Hero	86%	84%	
Plane	86%	88%	86%
EPAY HCM	93%	84%	87%
Checkwriters	96%	96%	96%
FreshBooks	N/A	N/A	N/A
SunFish Workplaze	89%	88%	89%
Asure	86%	76%	78%
SentricHR	94%	96%	97%

(Feature Comparison for Payroll continues on next page)

*N/A is displayed when fewer than five responses were received for the question.

**A blank box indicates that a seller has selected that they do not offer that feature.



Feature Comparison for Payroll (continued)

G2 users have evaluated the following products by feature. Feature ratings are representative of reviewers overall satisfaction with each feature and do not necessarily take into account the breadth of individual product features. The results are shown below.

Taxes

	Tax Calculation	Tax Filing	Automatic Tax Payment
Patriot Payroll	95%	98%	89%
isolved by PNI•HCM	94%	91%	93%
Asanify	100%	N/A	N/A
Paypro Workforce Management	93%	93%	93%
SurePayroll	81%	81%	
Rise	84%	84%	86%
Eddy	88%	88%	88%
Greenshades	93%	95%	95%
Zimyo	90%	91%	87%
Paybooks	91%	92%	92%
Workzoom	N/A	N/A	N/A
QB Enterprise	91%	90%	92%
Dayforce	90%	89%	90%
TriNet	88%	86%	88%
UKG Pro	88%	85%	85%
toasttab.com	85%	82%	86%
Vantage HCM	93%		
Paychex Flex	90%	89%	89%
RUN Powered by ADP	88%	82%	86%

(Feature Comparison for Payroll continues on next page)

*N/A is displayed when fewer than five responses were received for the question.

**A blank box indicates that a seller has selected that they do not offer that feature.



Feature Comparison for Payroll (continued)

G2 users have evaluated the following products by feature. Feature ratings are representative of reviewers overall satisfaction with each feature and do not necessarily take into account the breadth of individual product features. The results are shown below.

Taxes

	Tax Calculation	Tax Filing	Automatic Tax Payment
Workday HCM	92%		
Paycor	81%	81%	81%
SAP SuccessFactors Employee Central Payroll	92%		
QuickBooks Payroll	90%	84%	86%
Heartland Payroll+	85%	80%	
Oracle PeopleSoft	87%	85%	82%
Namely	84%	82%	83%
Zenefits	86%	81%	83%
Darwinbox	93%	89%	95%
Pocket HRMS	82%	86%	69%
ELMO Software	N/A	N/A	
247HRM	88%	88%	
PrimePay	80%	71%	N/A
ZenHR	89%	89%	86%
Vista	91%	91%	90%
PayrollHero	90%	95%	
TraxPayroll	95%	95%	
CAVU HCM	100%	100%	100%
Fuse	94%	94%	

(Feature Comparison for Payroll continues on next page)

*N/A is displayed when fewer than five responses were received for the question.
**A blank box indicates that a seller has selected that they do not offer that feature.



Feature Comparison for Payroll (continued)

G2 users have evaluated the following products by feature. Feature ratings are representative of reviewers overall satisfaction with each feature and do not necessarily take into account the breadth of individual product features. The results are shown below.

Taxes

	Tax Calculation	Tax Filing	Automatic Tax Payment
UZIO Payroll & HR	N/A	N/A	
OnePoint HCM	94%	94%	93%
DATIS, Part of ContinuumCloud	92%	92%	90%
Akrivia HCM	N/A	N/A	N/A
factoHR	N/A	N/A	N/A
Average	90%	88%	88%

(Feature Comparison for Payroll continues on next page)

*N/A is displayed when fewer than five responses were received for the question.
**A blank box indicates that a seller has selected that they do not offer that feature.



Feature Comparison for Payroll (continued)

G2 users have evaluated the following products by feature. Feature ratings are representative of reviewers overall satisfaction with each feature and do not necessarily take into account the breadth of individual product features. The results are shown below.

Integration

	API / Integration	Time Tracking Integration	Accounting Integration	Core HR Integration
Deel	88%	88%	89%	89%
Rippling	95%	96%	96%	97%
Paylocity	86%	89%	85%	87%
HROne	94%	95%	93%	95%
Workforce Now	84%	87%	85%	85%
Remote	85%	86%	86%	86%
Keka	84%	89%	87%	89%
greytHR	89%	89%	88%	89%
Paycom	87%	91%	88%	90%
UKG Ready	82%	89%	84%	87%
BambooHR	77%	84%	75%	87%
Gusto	86%	90%	87%	84%
Sage HRMS	82%	73%	82%	91%
isolved	79%	82%	79%	82%
Justworks	81%	83%	88%	85%
G-P	90%	87%		84%
Hubstaff	86%	90%	89%	87%
APS	86%	91%	86%	88%
Desktop Pro	90%	97%	90%	96%

(Feature Comparison for Payroll continues on next page)

*N/A is displayed when fewer than five responses were received for the question.
**A blank box indicates that a seller has selected that they do not offer that feature.



Feature Comparison for Payroll (continued)

G2 users have evaluated the following products by feature. Feature ratings are representative of reviewers overall satisfaction with each feature and do not necessarily take into account the breadth of individual product features. The results are shown below.

Integration

	API / Integration	Time Tracking Integration	Accounting Integration	Core HR Integration
Inova Payroll	83%	86%	85%	84%
Proliant	74%	77%	74%	80%
Multiplier	89%	89%	89%	90%
Viventium Software	79%	92%	79%	90%
Pento	91%	85%	85%	92%
Netchex	84%	97%	94%	88%
WebHR	78%	86%	65%	79%
Fingercheck	94%	96%	95%	93%
Borderless AI	96%	97%	96%	96%
EBS PaySuite	94%	100%	100%	100%
Superworks	95%	96%	97%	96%
Employment Hero	81%	79%	82%	87%
Plane	86%	84%	84%	86%
EPAY HCM	86%	90%	89%	89%
Checkwriters	93%	80%	80%	
FreshBooks			N/A	
SunFish Workplaze	86%	87%	86%	88%
Asure	68%	79%	60%	71%
SentricHR	75%	83%	88%	81%

(Feature Comparison for Payroll continues on next page)

*N/A is displayed when fewer than five responses were received for the question.
**A blank box indicates that a seller has selected that they do not offer that feature.

Feature Comparison for Payroll (continued)

G2 users have evaluated the following products by feature. Feature ratings are representative of reviewers overall satisfaction with each feature and do not necessarily take into account the breadth of individual product features. The results are shown below.

Integration

	API / Integration	Time Tracking Integration	Accounting Integration	Core HR Integration
Patriot Payroll	N/A	N/A	N/A	N/A
isolved by PNI•HCM	90%	86%	89%	91%
Asanify	N/A	98%	97%	100%
Paypro Workforce Management	89%	85%	84%	92%
SurePayroll	75%	N/A	N/A	N/A
Rise	73%	79%	68%	N/A
Eddy	88%	93%	82%	95%
Greenshades	100%	92%	95%	91%
Zimyo	88%	88%	88%	91%
Paybooks	90%	91%	93%	95%
Workzoom	N/A	N/A	N/A	N/A
QB Enterprise	91%	85%	90%	82%
Dayforce	82%	88%	85%	87%
TriNet	74%	77%	77%	81%
UKG Pro	81%	86%	84%	86%
toasttab.com	80%	85%	85%	81%
Vantage HCM	91%	89%	86%	90%
Paychex Flex	80%	84%	79%	79%
RUN Powered by ADP	84%	79%	79%	85%

(Feature Comparison for Payroll continues on next page)

*N/A is displayed when fewer than five responses were received for the question.

**A blank box indicates that a seller has selected that they do not offer that feature.

Feature Comparison for Payroll (continued)

G2 users have evaluated the following products by feature. Feature ratings are representative of reviewers overall satisfaction with each feature and do not necessarily take into account the breadth of individual product features. The results are shown below.

Integration

	API / Integration	Time Tracking Integration	Accounting Integration	Core HR Integration
Workday HCM	88%	90%	89%	91%
Paycor	73%	82%	74%	81%
SAP SuccessFactors Employee Central Payroll	90%	94%	92%	95%
QuickBooks Payroll	86%	89%	89%	93%
Heartland Payroll+	71%	N/A	N/A	71%
Oracle PeopleSoft	84%	87%	83%	87%
Namely	86%	82%	85%	86%
Zenefits	87%	93%	88%	92%
Darwinbox	93%	93%	95%	92%
Pocket HRMS	73%	86%	84%	88%
ELMO Software	N/A	N/A	N/A	N/A
247HRM	82%	86%	81%	87%
PrimePay	N/A	81%		
ZenHR	86%	89%	86%	88%
Vista	88%	91%	91%	90%
PayrollHero	94%	94%	94%	93%
TraxPayroll		91%	N/A	84%
CAVU HCM	N/A	N/A	N/A	N/A
Fuse	86%	90%	85%	83%

(Feature Comparison for Payroll continues on next page)

*N/A is displayed when fewer than five responses were received for the question.

**A blank box indicates that a seller has selected that they do not offer that feature.



Feature Comparison for Payroll (continued)

G2 users have evaluated the following products by feature. Feature ratings are representative of reviewers overall satisfaction with each feature and do not necessarily take into account the breadth of individual product features. The results are shown below.

Integration

	API / Integration	Time Tracking Integration	Accounting Integration	Core HR Integration
UZIO Payroll & HR		N/A	N/A	N/A
OnePoint HCM	87%	93%	89%	84%
DATIS, Part of ContinuumCloud		93%	89%	94%
Akrivia HCM	N/A	N/A	N/A	N/A
factoHR	N/A	N/A	N/A	N/A
Average	85%	88%	86%	88%

(Feature Comparison for Payroll continues on next page)

*N/A is displayed when fewer than five responses were received for the question.
**A blank box indicates that a seller has selected that they do not offer that feature.



Feature Comparison for Payroll (continued)

G2 users have evaluated the following products by feature. Feature ratings are representative of reviewers overall satisfaction with each feature and do not necessarily take into account the breadth of individual product features. The results are shown below.

Platform

	Reporting and Dashboards	User, Role, and Access Management	Performance and Reliability	Scalability
Deel	92%	92%	94%	92%
Rippling	97%	97%	98%	97%
Paylocity	88%	88%	90%	91%
HROne	95%	96%	95%	95%
Workforce Now	85%	86%	87%	88%
Remote	90%	92%	94%	93%
Keka	89%	91%	90%	89%
greytHR	90%	90%	90%	90%
Paycom	90%	90%	90%	90%
UKG Ready	87%	86%	86%	88%
BambooHR	87%	88%	89%	85%
Gusto	89%	92%	91%	84%
Sage HRMS	81%	96%	92%	89%
isolved	82%	83%	86%	85%
Justworks	85%	89%	93%	89%
G-P	96%	97%	97%	98%
Hubstaff	92%	90%	92%	93%
APS	88%	91%	91%	92%
Desktop Pro	92%	93%	90%	89%

(Feature Comparison for Payroll continues on next page)

*N/A is displayed when fewer than five responses were received for the question.
**A blank box indicates that a seller has selected that they do not offer that feature.



Feature Comparison for Payroll (continued)

G2 users have evaluated the following products by feature. Feature ratings are representative of reviewers overall satisfaction with each feature and do not necessarily take into account the breadth of individual product features. The results are shown below.

Platform

	Reporting and Dashboards	User, Role, and Access Management	Performance and Reliability	Scalability
Inova Payroll	83%	86%	89%	87%
Proliant	82%	83%	85%	79%
Multiplier	91%	92%	92%	91%
Viventium Software	86%	89%	86%	88%
Pento	83%	93%	95%	94%
Netchex	95%	96%	96%	96%
WebHR	92%	90%	93%	87%
Fingercheck	96%	96%	96%	95%
Borderless AI	97%	98%	98%	96%
EBS PaySuite	100%	100%	100%	100%
Superworks	96%	96%	97%	96%
Employment Hero	84%	83%	87%	83%
Plane	86%	90%	92%	89%
EPAY HCM	88%	90%	89%	92%
Checkwriters	88%	92%	96%	87%
FreshBooks	N/A	N/A	N/A	N/A
SunFish Workplaze	88%	90%	88%	88%
Asure	74%	77%	76%	81%
SentricHR	81%	86%	83%	87%

(Feature Comparison for Payroll continues on next page)

*N/A is displayed when fewer than five responses were received for the question.
**A blank box indicates that a seller has selected that they do not offer that feature.



Feature Comparison for Payroll (continued)

G2 users have evaluated the following products by feature. Feature ratings are representative of reviewers overall satisfaction with each feature and do not necessarily take into account the breadth of individual product features. The results are shown below.

Platform

	Reporting and Dashboards	User, Role, and Access Management	Performance and Reliability	Scalability
Patriot Payroll	91%	N/A	100%	96%
isolved by PNI•HCM	90%	90%	99%	94%
Asanify	N/A	100%	N/A	N/A
Paypro Workforce Management	92%	93%	92%	92%
SurePayroll	81%	85%	86%	77%
Rise	79%	88%	85%	87%
Eddy	91%	89%	91%	93%
Greenshades	93%	90%	92%	94%
Zimyo	91%	95%	90%	91%
Paybooks	91%	94%	92%	94%
Workzoom	N/A	N/A	N/A	N/A
QB Enterprise	89%	87%	85%	82%
Dayforce	84%	88%	86%	87%
TriNet	78%	81%	81%	79%
UKG Pro	84%	87%	88%	87%
toasttab.com	79%	88%	89%	87%
Vantage HCM	86%	89%	84%	88%
Paychex Flex	84%	85%	86%	86%
RUN Powered by ADP	81%	84%	83%	77%

(Feature Comparison for Payroll continues on next page)

*N/A is displayed when fewer than five responses were received for the question.
**A blank box indicates that a seller has selected that they do not offer that feature.



Feature Comparison for Payroll (continued)

G2 users have evaluated the following products by feature. Feature ratings are representative of reviewers overall satisfaction with each feature and do not necessarily take into account the breadth of individual product features. The results are shown below.

Platform

	Reporting and Dashboards	User, Role, and Access Management	Performance and Reliability	Scalability
Workday HCM	90%	90%	89%	89%
Paycor	78%	77%	78%	81%
SAP SuccessFactors Employee Central Payroll	90%	94%	92%	89%
QuickBooks Payroll	90%	89%	91%	88%
Heartland Payroll+	80%	79%	79%	81%
Oracle PeopleSoft	82%	82%	87%	87%
Namely	86%	87%	89%	87%
Zenefits	92%	93%	93%	94%
Darwinbox	90%	92%	92%	91%
Pocket HRMS	88%	88%	84%	88%
ELMO Software	N/A	N/A	N/A	N/A
247HRM	86%	88%	88%	87%
PrimePay	76%	87%	79%	80%
ZenHR	92%	92%	89%	82%
Vista	86%	95%	91%	91%
PayrollHero	91%	90%	91%	93%
TraxPayroll	84%	92%	92%	92%
CAVU HCM	N/A	N/A	94%	N/A
Fuse	93%	93%	94%	94%

(Feature Comparison for Payroll continues on next page)

*N/A is displayed when fewer than five responses were received for the question.
**A blank box indicates that a seller has selected that they do not offer that feature.



Feature Comparison for Payroll (continued)

G2 users have evaluated the following products by feature. Feature ratings are representative of reviewers overall satisfaction with each feature and do not necessarily take into account the breadth of individual product features. The results are shown below.

Platform

	Reporting and Dashboards	User, Role, and Access Management	Performance and Reliability	Scalability
UZIO Payroll & HR	N/A	N/A	N/A	N/A
OnePoint HCM	91%	91%	91%	92%
DATIS, Part of ContinuumCloud	81%	88%	87%	92%
Akrivia HCM	N/A	N/A	N/A	N/A
factoHR	N/A	N/A	N/A	N/A
Average	88%	90%	90%	89%

*N/A is displayed when fewer than five responses were received for the question.

**A blank box indicates that a seller has selected that they do not offer that feature.



Additional Data for Payroll

The table below highlights implementation and deployment data as indicated in real user reviews on G2.

Implementation

	Deployment		Implementation Time	Implementation Method				Number of Users Purchased	Contract Term
	Cloud	On-Premises	Avg. Months to Go Live	In-House Team	Seller Services Team	Third-Party Consultant	Don't know	Median Number of Users Bought	Avg. Contract Term (Months)
Deel	31%	69%	1.4	47%	5%	5%	42%	17	5
Rippling	62%	38%	2.4	68%	12%	0%	20%	75	13
Paylocity	100%	0%	2.7	64%	22%	0%	13%	175	8
HROne	87%	13%	1.7	56%	40%	0%	3%	175	5
Workforce Now	100%	0%	3.3	58%	30%	1%	11%	175	13
Remote	23%	77%	1.1	33%	13%	4%	50%	37	7
Keka	47%	53%	2.1	75%	14%	1%	12%	175	8
greytHR	51%	49%	1.7	63%	22%	1%	13%	175	7
Paycom	100%	0%	2.8	62%	26%	0%	12%	175	6
UKG Ready	100%	0%	5.6	62%	20%	6%	13%	175	20
BambooHR	100%	0%	2.3	74%	6%	1%	18%	175	4
Gusto	100%	0%	1.4	63%	13%	0%	24%	75	4
Sage HRMS	11%	89%	4.4	56%	11%	22%	11%	7	6
isolved	54%	46%	2.8	56%	14%	3%	27%	75	10
Justworks	60%	40%	2.6	70%	5%	0%	25%	75	7
G-P	36%	64%	0.9	75%	0%	0%	25%	5	12
Hubstaff	100%	0%	0.6	64%	0%	0%	36%	175	2
APS	100%	0%	1.9	66%	19%	1%	15%	37	7
Desktop Pro	0%	100%	0.6	73%	18%	6%	3%	3	10

(Additional Data for Payroll continues on next page)

*N/A is displayed when data is not publicly available.



Additional Data for Payroll (continued)

The table below highlights implementation and deployment data as indicated in real user reviews on G2.

Implementation

	Deployment		Implementation Time	Implementation Method				Number of Users Purchased	Contract Term
	Cloud	On-Premises	Avg. Months to Go Live	In-House Team	Seller Services Team	Third-Party Consultant	Don't know	Median Number of Users Bought	Avg. Contract Term (Months)
Inova Payroll	46%	54%	3.2	46%	24%	1%	29%	75	6
Proliant	46%	54%	2.6	54%	22%	1%	24%	75	11
Multiplier	55%	45%	0.7	48%	8%	4%	40%	3	5
Viventium Software	25%	75%	1.2	58%	8%	0%	33%	3	3
Pento	70%	30%	1.6	80%	11%	0%	9%	3	11
Netchex	57%	43%	1.9	67%	15%	0%	19%	175	13
WebHR	90%	10%	1.7	15%	74%	3%	8%	375	5
Fingercheck	27%	73%	1.9	73%	13%	0%	13%	125	8
Borderless AI	38%	63%	2.3	0%	20%	20%	60%	375	6
EBS PaySuite	22%	78%	3.8	75%	25%	0%	0%	37	12
Superworks	57%	43%	3.3	57%	0%	14%	29%	175	12
Employment Hero	70%	30%	3.0	75%	17%	0%	8%	175	8
Plane	29%	71%	N/A	21%	0%	0%	79%	N/A	5
EPAY HCM	100%	0%	7.1	67%	17%	0%	17%	175	14
Checkwriters	50%	50%	2.3	60%	20%	0%	20%	75	6
FreshBooks	N/A	N/A	N/A	N/A	N/A	N/A	N/A	N/A	N/A
SunFish Workplaze	47%	53%	5.1	63%	19%	0%	19%	175	10
Asure	21%	79%	3.2	43%	9%	9%	39%	3	5
SentricHR	60%	40%	3.2	76%	19%	5%	0%	175	13

(Additional Data for Payroll continues on next page)

*N/A is displayed when data is not publicly available.



Additional Data for Payroll (continued)

The table below highlights implementation and deployment data as indicated in real user reviews on G2.

Implementation

	Deployment		Implementation Time	Implementation Method				Number of Users Purchased	Contract Term
	Cloud	On-Premises	Avg. Months to Go Live	In-House Team	Seller Services Team	Third-Party Consultant	Don't know	Median Number of Users Bought	Avg. Contract Term (Months)
Patriot Payroll	100%	0%	N/A	N/A	N/A	N/A	N/A	N/A	N/A
isolved by PNI•HCM	71%	29%	1.9	100%	0%	0%	0%	125	3
Asanify	100%	0%	0.5	40%	60%	0%	0%	125	3
Paypro Workforce Management	43%	57%	3.9	30%	35%	0%	35%	75	19
SurePayroll	100%	0%	N/A	N/A	N/A	N/A	N/A	7	N/A
Rise	100%	0%	1.2	79%	21%	0%	0%	7	0
Eddy	20%	80%	1.0	60%	20%	0%	20%	75	N/A
Greenshades	46%	54%	4.0	69%	15%	15%	0%	37	12
Zimyo	79%	21%	1.1	64%	29%	0%	7%	175	10
Paybooks	N/A	N/A	N/A	N/A	N/A	N/A	N/A	N/A	N/A
Workzoom	100%	0%	2.1	14%	14%	57%	14%	375	N/A
QB Enterprise	39%	61%	1.1	78%	0%	6%	17%	7	7
Dayforce	100%	0%	6.0	56%	29%	6%	9%	375	20
TriNet	100%	0%	2.3	61%	14%	4%	21%	75	12
UKG Pro	100%	0%	4.8	64%	18%	4%	14%	375	28
toasttab.com	75%	25%	1.5	63%	25%	0%	13%	75	14
Vantage HCM	100%	0%	6.4	56%	31%	6%	6%	175	16
Paychex Flex	100%	0%	2.8	56%	33%	1%	10%	37	5
RUN Powered by ADP	27%	73%	1.7	64%	14%	0%	22%	3	4

(Additional Data for Payroll continues on next page)

*N/A is displayed when data is not publicly available.



Additional Data for Payroll (continued)

The table below highlights implementation and deployment data as indicated in real user reviews on G2.

Implementation

	Deployment		Implementation Time	Implementation Method				Number of Users Purchased	Contract Term
	Cloud	On-Premises	Avg. Months to Go Live	In-House Team	Seller Services Team	Third-Party Consultant	Don't know	Median Number of Users Bought	Avg. Contract Term (Months)
Workday HCM	100%	0%	8.0	33%	22%	33%	11%	750	N/A
Paycor	100%	0%	3.1	59%	20%	1%	20%	175	8
SAP SuccessFactors Employee Central Payroll	N/A	N/A	N/A	60%	20%	20%	0%	N/A	N/A
QuickBooks Payroll	N/A	N/A	N/A	N/A	N/A	N/A	N/A	N/A	N/A
Heartland Payroll+	40%	60%	4.1	44%	44%	0%	11%	3	14
Oracle PeopleSoft	30%	70%	2.4	75%	17%	8%	0%	175	N/A
Namely	100%	0%	2.7	65%	20%	0%	16%	175	15
Zenefits	68%	32%	1.6	75%	9%	3%	13%	75	13
Darwinbox	N/A	N/A	N/A	N/A	N/A	N/A	N/A	N/A	N/A
Pocket HRMS	100%	0%	1.4	57%	43%	0%	0%	125	11
ELMO Software	N/A	N/A	N/A	N/A	N/A	N/A	N/A	N/A	N/A
247HRM	70%	30%	2.3	32%	66%	0%	2%	175	9
PrimePay	43%	57%	5.5	63%	25%	0%	13%	17	11
ZenHR	N/A	N/A	N/A	N/A	N/A	N/A	N/A	N/A	N/A
Vista	N/A	N/A	N/A	N/A	N/A	N/A	N/A	N/A	N/A
PayrollHero	N/A	N/A	N/A	80%	20%	0%	0%	N/A	N/A
TraxPayroll	N/A	N/A	N/A	N/A	N/A	N/A	N/A	N/A	N/A
CAVU HCM	N/A	N/A	N/A	N/A	N/A	N/A	N/A	N/A	N/A
Fuse	100%	0%	2.9	78%	17%	0%	6%	125	12

(Additional Data for Payroll continues on next page)

*N/A is displayed when data is not publicly available.



Additional Data for Payroll (continued)

The table below highlights implementation and deployment data as indicated in real user reviews on G2.

Implementation

	Deployment		Implementation Time	Implementation Method				Number of Users Purchased	Contract Term
	Cloud	On-Premises	Avg. Months to Go Live	In-House Team	Seller Services Team	Third-Party Consultant	Don't know	Median Number of Users Bought	Avg. Contract Term (Months)
UZIO Payroll & HR	N/A	N/A	N/A	N/A	N/A	N/A	N/A	N/A	N/A
OnePoint HCM	74%	26%	2.2	86%	14%	0%	0%	175	4
DATIS, Part of ContinuumCloud	63%	38%	4.2	47%	33%	0%	20%	375	14
Akrivia HCM	N/A	N/A	N/A	N/A	N/A	N/A	N/A	N/A	N/A
factoHR	N/A	N/A	N/A	N/A	N/A	N/A	N/A	N/A	N/A

(Additional Data for Payroll continues on next page)

*N/A is displayed when data is not publicly available.



Additional Data for Payroll (continued)

The table below highlights the average user adoption of each product as indicated in real user reviews on G2.

User Adoption and Return on Investment (ROI)

	User Adoption	Payback Period
	Average User Adoption	Estimated ROI (payback period in months)
Deel	67%	18
Rippling	93%	18
Paylocity	87%	19
HROne	86%	12
Workforce Now	84%	23
Remote	62%	8
Keka	86%	15
greytHR	87%	18
Paycom	89%	20
UKG Ready	86%	24
BambooHR	91%	16
Gusto	85%	17
Sage HRMS	72%	18
isolved	80%	22
Justworks	95%	13
G-P	66%	17
Hubstaff	92%	13
APS	90%	14
Desktop Pro	80%	6

(Additional Data for Payroll continues on next page)

*N/A is displayed when data is not publicly available.



Additional Data for Payroll (continued)

The table below highlights the average user adoption of each product as indicated in real user reviews on G2.

User Adoption and Return on Investment (ROI)

	User Adoption	Payback Period
	Average User Adoption	Estimated ROI (payback period in months)
Inova Payroll	77%	20
Proliant	82%	18
Multiplier	53%	7
Viventium Software	90%	26
Pento	93%	14
Netchex	94%	16
WebHR	80%	11
Fingercheck	81%	17
Borderless AI	85%	15
EBS PaySuite	96%	N/A
Superworks	83%	25
Employment Hero	93%	12
Plane	91%	N/A
EPAY HCM	91%	N/A
Checkwriters	73%	10
FreshBooks	N/A	N/A
SunFish Workplaze	76%	19
Asure	64%	37
SentricHR	90%	14

(Additional Data for Payroll continues on next page)

*N/A is displayed when data is not publicly available.



Additional Data for Payroll (continued)

The table below highlights the average user adoption of each product as indicated in real user reviews on G2.

User Adoption and Return on Investment (ROI)

	User Adoption	Payback Period
	Average User Adoption	Estimated ROI (payback period in months)
Patriot Payroll	N/A	N/A
isolved by PNI•HCM	92%	N/A
Asanify	96%	N/A
Paypro Workforce Management	64%	29
SurePayroll	N/A	N/A
Rise	98%	8
Eddy	98%	N/A
Greenshades	81%	9
Zimyo	92%	15
Paybooks	N/A	N/A
Workzoom	68%	4
QB Enterprise	79%	10
Dayforce	87%	26
TriNet	90%	21
UKG Pro	87%	28
toasttab.com	82%	10
Vantage HCM	66%	18
Paychex Flex	77%	19
RUN Powered by ADP	79%	16

(Additional Data for Payroll continues on next page)

*N/A is displayed when data is not publicly available.

Additional Data for Payroll (continued)

The table below highlights the average user adoption of each product as indicated in real user reviews on G2.

User Adoption and Return on Investment (ROI)

	User Adoption	Payback Period
	Average User Adoption	Estimated ROI (payback period in months)
Workday HCM	83%	N/A
Paycor	82%	23
SAP SuccessFactors Employee Central Payroll	N/A	N/A
QuickBooks Payroll	N/A	N/A
Heartland Payroll+	85%	18
Oracle PeopleSoft	83%	N/A
Namely	93%	25
Zenefits	96%	18
Darwinbox	N/A	N/A
Pocket HRMS	87%	16
ELMO Software	N/A	N/A
247HRM	81%	9
PrimePay	73%	23
ZenHR	N/A	N/A
Vista	N/A	N/A
PayrollHero	N/A	N/A
TraxPayroll	N/A	N/A
CAVU HCM	N/A	N/A
Fuse	85%	10

(Additional Data for Payroll continues on next page)

*N/A is displayed when data is not publicly available.



Additional Data for Payroll (continued)

The table below highlights the average user adoption of each product as indicated in real user reviews on G2.

User Adoption and Return on Investment (ROI)

	User Adoption	Payback Period
	Average User Adoption	Estimated ROI (payback period in months)
UZIO Payroll & HR	N/A	N/A
OnePoint HCM	82%	12
DATIS, Part of ContinuumCloud	79%	22
Akrivia HCM	N/A	N/A
factoHR	N/A	N/A
Average	83%	17

(Additional Data for Payroll continues on next page)

*N/A is displayed when data is not publicly available.

Additional Data for Payroll (continued)

The table below highlights third-party market presence data used to inform the G2's Market Presence Score that highlights each products impact and influence in the category.

Market Presence

	Seller Name	Year Founded	Employees on LinkedIn (Seller)	LinkedIn Followers	Twitter Followers (Seller)	Glassdoor Rating
Deel	Deel	2019	8,012	334,680	21,069	4.1
Rippling	Rippling	2016	3,109	140,604	8,378	3.5
Paylocity	Paylocity	1997	5,456	100,866	4,605	3.7
HROne	HROne	2016	265	48,733	1,644	4.7
Workforce Now	ADP	1949	67,955	1,364,723	49,539	3.9
Remote	Remote	2019	5,772	556,778	33,710	4.0
Keka	Keka Technologies	2015	963	82,338	1,056	3.7
greytHR	Greytip Software Pvt. Ltd.	1994	826	38,471	1,115	3.9
Paycom	Paycom	1998	6,985	183,033	35,178	3.4
UKG Ready	UKG	1977	14,469	172,632	46,059	3.8
BambooHR	BambooHR	2008	1,543	119,808	18,780	3.7
Gusto	Gusto	2011	2,901	89,016	20,369	3.1
Sage HRMS	Sage Software	1981	14,258	487,051	0	4.0
isolved	isolved HCM	1986	1,461	32,646	2,278	4.2
Justworks	Justworks	2012	1,520	26,576	0	3.7
G-P	G-P	2012	1,542	226,710	20,589	4.0
Hubstaff	Hubstaff	2013	270	50,068	12,056	3.8
APS	APS	1996	161	3,166	1,109	3.4
Desktop Pro	Intuit	1983	16,102	698,582	81,722	4.4

(Additional Data for Payroll continues on next page)

*N/A is displayed when data is not publicly available.



Additional Data for Payroll (continued)

The table below highlights third-party market presence data used to inform the G2's Market Presence Score that highlights each products impact and influence in the category.

Market Presence

	Seller Name	Year Founded	Employees on LinkedIn (Seller)	LinkedIn Followers	Twitter Followers (Seller)	Glassdoor Rating
Inova Payroll	Inova Payroll, Inc.	2011	198	3,039	587	4.3
Proliant	Proliant	1993	339	14,020	272	4.5
Multiplier	Multiplier	2020	617	215,804	10,555	4.1
Viventium Software	Viventium	1991	273	11,901	9,689	4.0
Pento	Pento	2016	59	18,986	599	4.6
Netchex	Netchex	2003	311	11,704	767	3.5
WebHR	WebHR	2016	66	4,690	4,371	4.2
Fingercheck	Fingercheck	2013	118	3,596	2,037	4.4
Borderless AI	Borderless	2022	48	4,526	0	N/A
EBS PaySuite	Employee Based Systems	1985	1,616	2,926	1	3.4
Superworks	SUPERWORKS	2020	58	5,357	20	N/A
Employment Hero	Employment Hero	2014	1,220	177,371	13,496	3.9
Plane	Plane	2018	84	5,261	531	N/A
EPAY HCM	Vensure	2004	1,536	28,944	570	3.4
Checkwriters	Checkwriters	1989	68	904	2	N/A
FreshBooks	FreshBooks	2003	600	87,121	29,646	3.5
SunFish Workplaze	Humanica	2003	328	2,921	137	2.9
Asure	Asure	1994	565	8,897	1,175	2.8
SentricHR	Sentric	1994	64	3,035	767	4.1

(Additional Data for Payroll continues on next page)

*N/A is displayed when data is not publicly available.



Additional Data for Payroll (continued)

The table below highlights third-party market presence data used to inform the G2's Market Presence Score that highlights each products impact and influence in the category.

Market Presence

	Seller Name	Year Founded	Employees on LinkedIn (Seller)	LinkedIn Followers	Twitter Followers (Seller)	Glassdoor Rating
Patriot Payroll	Patriot Software	2002	152	3,390	2,823	4.2
isolved by PNI•HCM	Payroll Network, Inc. (PNI)	1998	165	21,665	822	N/A
Asanify	Asanify Technologies Private Limited	2019	17	8,309	20	4.9
Paypro Workforce Management	Paypro Workforce Management	1992	59	820	0	3.4
SurePayroll	SurePayroll	2000	309	6,414	4,182	3.5
Rise	Rise People	2011	63	6,219	1,862	2.8
Eddy	Eddy HR	2017	53	2,980	183	3.2
Greenshades	Greenshades Software	2002	157	5,566	2,236	3.8
Zimyo	Zimyo Consulting Pvt. Ltd	2018	136	28,917	908	4.6
Paybooks	Paybooks	2012	96	2,147	118	4.3
Workzoom	Workzoom	2000	18	1,886	498	4.9
QB Enterprise	Intuit	1983	16,102	698,582	81,722	4.4
Dayforce	Dayforce	2012	6,239	223,618	17,636	4.0
TriNet	TriNet	1988	4,462	69,733	25,764	3.7
UKG Pro	UKG	1977	14,469	172,632	46,059	3.8
toasttab.com	Toast	2011	5,574	172,326	9,900	4.0
Vantage HCM	ADP	1949	67,955	1,364,723	49,539	3.9
Paychex Flex	Paychex Inc	1971	17,301	175,895	12,126	3.6
RUN Powered by ADP	ADP	1949	67,955	1,364,723	49,539	3.9

(Additional Data for Payroll continues on next page)

*N/A is displayed when data is not publicly available.

Additional Data for Payroll (continued)

The table below highlights third-party market presence data used to inform the G2's Market Presence Score that highlights each products impact and influence in the category.

Market Presence

	Seller Name	Year Founded	Employees on LinkedIn (Seller)	LinkedIn Followers	Twitter Followers (Seller)	Glassdoor Rating
Workday HCM	Workday	2005	21,110	984,854	53,027	4.1
Paycor	Paycor	1990	2,931	66,648	3,898	3.4
SAP SuccessFactors Employee Central Payroll	SAP	1972	609	43,670	303,755	4.4
QuickBooks Payroll	Intuit	1983	16,102	698,582	81,722	4.4
Heartland Payroll+	Heartland Payment Systems	1997	4,782	184,564	4,078	3.3
Oracle PeopleSoft	Oracle	1977	191,280	9,575,981	822,047	3.8
Namely	Vensure	2004	1,536	28,944	570	3.4
Zenefits	TriNet	1988	4,462	69,733	25,764	3.7
Darwinbox	Darwinbox Digital Solutions	2015	1,280	105,617	1,695	3.8
Pocket HRMS	Pocket HRMS	2013	175	17,691	3,716	5.0
ELMO Software	ELMO Software	2002	500	34,219	799	N/A
247HRM	247HRM	2000	11	1,351	113	0.0
PrimePay	PrimePay	1986	536	19,896	1,988	3.0
ZenHR	ZenHR Solutions	2017	183	70,217	13,826	3.5
Vista	Personnel Data Systems Inc.	1974	68	1,096	10	4.5
PayrollHero	PayrollHero.com	2011	9	494	879	1.5
TraxPayroll	BambooHR	2008	1,543	119,808	18,780	3.7
CAVU HCM	CAVU HCM	2019	12	688	7	N/A
Fuse	Fuse Workforce Management	2003	12	574	3,239	5.0

(Additional Data for Payroll continues on next page)

*N/A is displayed when data is not publicly available.

Additional Data for Payroll (continued)

The table below highlights third-party market presence data used to inform the G2's Market Presence Score that highlights each products impact and influence in the category.

Market Presence

	Seller Name	Year Founded	Employees on LinkedIn (Seller)	LinkedIn Followers	Twitter Followers (Seller)	Glassdoor Rating
UZIO Payroll & HR	Uzio	2018	92	3,171	524	4.4
OnePoint HCM	Onepoint Human Capital Management	2008	34	598	156	4.4
DATIS, Part of ContinuumCloud	DATIS, Part of the ContinuumCloud	1996	26	3,141	676	3.2
Akrivia HCM	Akrivia Automation Pvt Ltd	2018	184	36,328	115	4.2
factoHR	Version Systems Pvt. Ltd.	2016	41	12,743	83	N/A

*N/A is displayed when data is not publicly available.